

4 February 2025

BSE Limited
The Manager
Corporate Relationship Department
1st Floor, P. J. Towers,
Dalal Street, Fort,
Mumbai 400 001.
BSE Scrip Code: 500243

National Stock Exchange of India Limited
The Manager
Listing Department
Exchange Plaza, C -1, Block G,
Bandra-Kurla Complex, Bandra (E),
Mumbai 400 051.
NSE Scrip Code: KIRLOSIND

Sir / Madam,

Subject: Updates of material subsidiary

We wish to inform you that Kirloskar Ferrous Industries Limited (KFIL), a listed material subsidiary of the Company, has intimated to the stock exchange, where the shares of KFIL are listed, an intimation under Regulation 30 of the SEBI (Listing Obligations and Disclosure Requirements) Regulations, 2015, (the Listing Regulations), a copy of the intimation (which is self-explanatory) filed with the stock exchanges by KFIL is enclosed for your ready reference.

You are requested to take the same on you record.

Thanking you.

For Kirloskar Industries Limited

Ashwini Mali
Company Secretary

Ref No. 3152/25

4 February 2025

The Department of Corporate Services
BSE Limited
P. J. Towers, Dalal Street, Fort,
Mumbai 400001
(Scrip code : 500245)

Dear Sir / Madam,

Subject : Presentation for the conference call

Pursuant to Regulation 30 of the SEBI (Listing Obligations and Disclosure Requirements) Regulations, 2015 and in continuation of earlier communication vide letter 3147/25 dated 31 January 2025; this is to inform you that the presentation to be discussed at conference call for investors and analysts has been uploaded at the website of the Company viz. <https://www.kirloskarferrous.com/documents/174991/065ecf08-2c3f-37f1-6bde-69ccb5134ff1>. The same has also been enclosed.

You are requested to take the same on record.

Thanking you,

Yours faithfully,
For Kirloskar Ferrous Industries Limited

MAYURESH
VINAYAK
GHARPURE

Digitally signed by
MAYURESH VINAYAK
GHARPURE
Date: 2025.02.04
19:08:19 +05'30'

Mayuresh Gharpure
Company Secretary

Encl : a/a

**Presentation for Q3 FY25
Investors Call**
5th February 2025



GROWTH


**Commitment Towards Greener
Tomorrow**


Disclaimer



This presentation has been prepared solely for use at the investor/analyst presentation. By attending the meeting where this presentation is made, or by reading the presentation slides, you agree to be bound by the following limitations:

Statements in this presentation, particularly those which relate to management's views and analysis, describing the Company's objectives, projections, estimates and expectations may constitute "forward looking statements" within the meaning of applicable laws and regulations. Actual results may differ materially from those anticipated in the forward-looking statements. The company assumes no obligation to update forward-looking statements to reflect actual results, changed assumptions or other factors.

Mark 'Kirloskar' used in any form as prefix or suffix and mark  are owned by Kirloskar Proprietary Limited and Kirloskar Ferrous Industries Limited is the permitted user.



Business Updates



Financial Highlights



Other Updates

Business Updates


Macro Environment

- Early signs of recovery for automotive sector
- Pig Iron and Steel realization continue to stay weak

Business Operations

- During the quarter, we commissioned oxygen enrichment, enabling increased utilization of pulverized coal, which reduces coke consumption thereby enhancing productivity
- Mining operations restarted, annual permitted quantity 1.24 lakh metric tons
- This helps KFIL to integrate the entire business as it becomes mines to machined castings and mines to seamless tube providers
- Phase II of Jalna Solar plant commissioned- Total capacity of 69 MW DC at Jalna





Business Updates



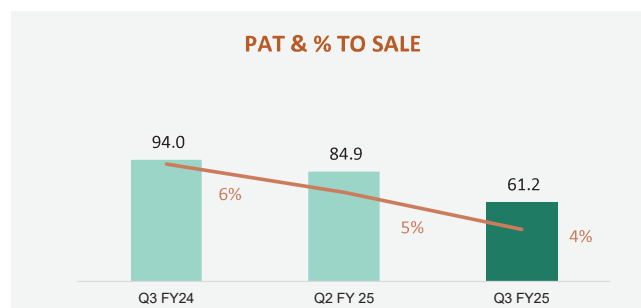
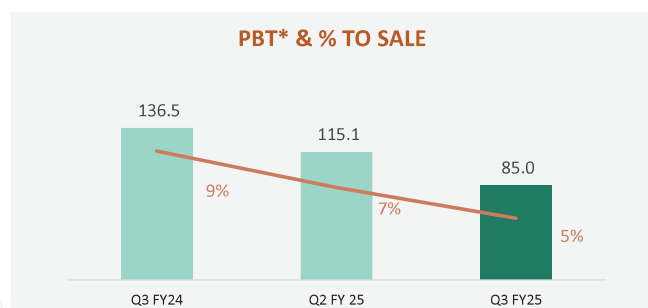
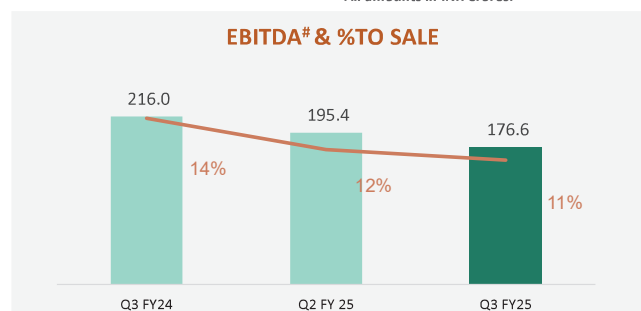
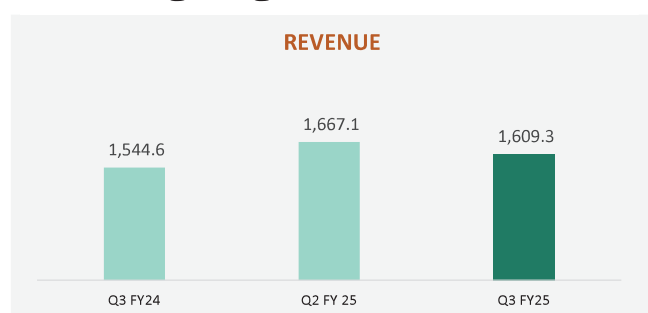
Financial Highlights



Other Updates

P&L Highlights – Standalone Quarterly

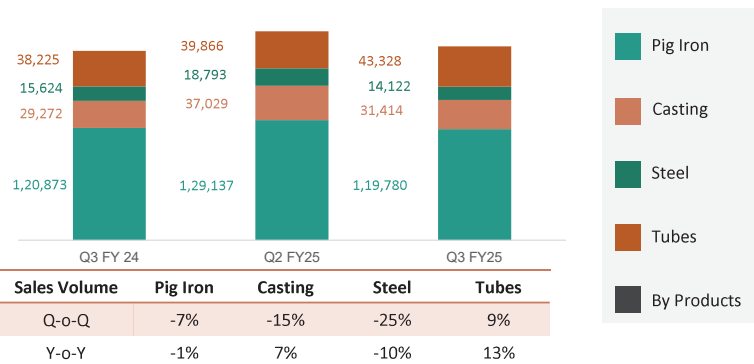
All amounts in INR Crores.



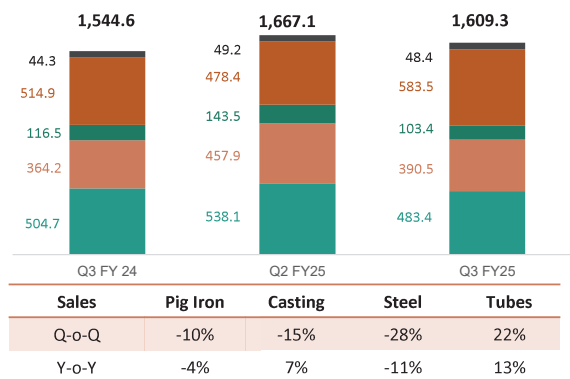
#EBITDA excluding Other Income and Exceptional Item.
*PBT before exceptional items.

Volume and Sales Update- Standalone Quarterly

SALES VOLUME(MT)



SALES(INR Crore)

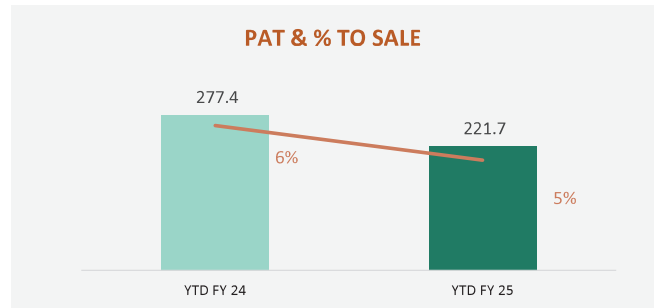
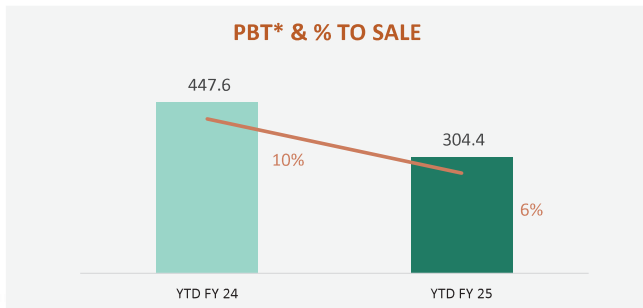
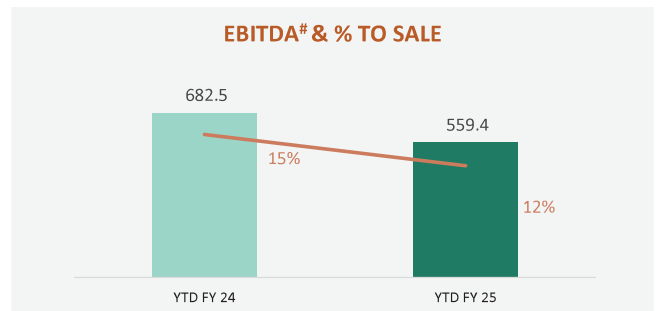
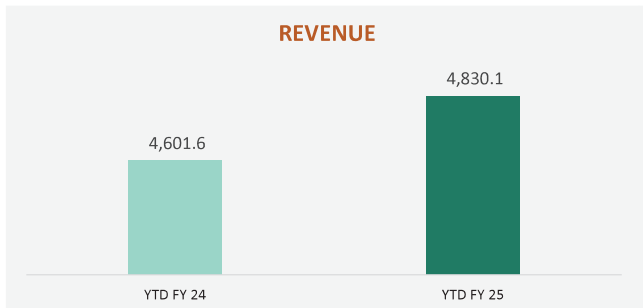


REALISATIONS

INR per MT	Q3FY24	Q2FY25	Q3FY25
Pig Iron	41,754	41,670	40,354
Casting	1,24,419	1,23,653	1,24,323
Steel	74,538	76,362	73,228
Tubes	1,34,708	1,20,010	1,34,670

P&L Highlights— Standalone YTD

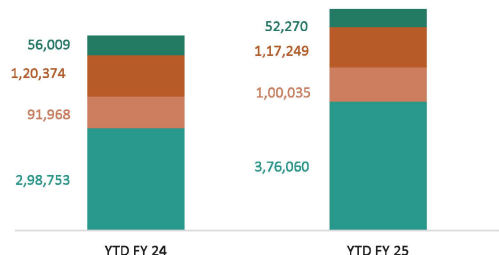
All amounts in INR Crores.



#EBITDA excluding Other Income and Exceptional Item.
 *PBT before exceptional items.

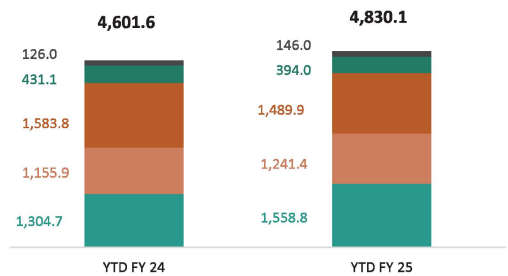
Volume and Sales Update-Standalone YTD

SALES VOLUME (MT)



Sales Volume	Pig Iron	Casting	Steel	Tubes
Y-o-Y	26%	9%	-7%	-3%

SALES (INR Crore)



Sales	Pig Iron	Casting	Steel	Tubes
Y-o-Y	19%	7%	-9%	-6%



REALISATIONS

INR per MT	YTD FY 24	YTD FY 25
Pig Iron	43,672	41,450
Casting	1,25,690	1,24,098
Steel	76,970	75,382
Tubes	1,31,575	1,27,071

P&L Standalone

All amounts in INR Crores.

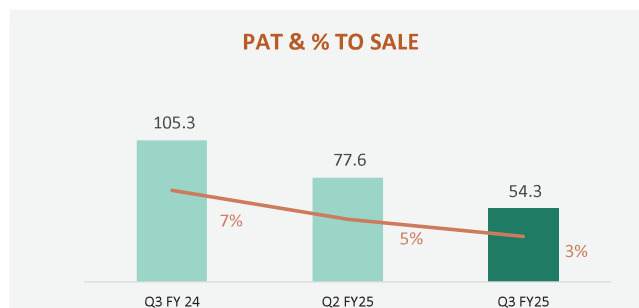
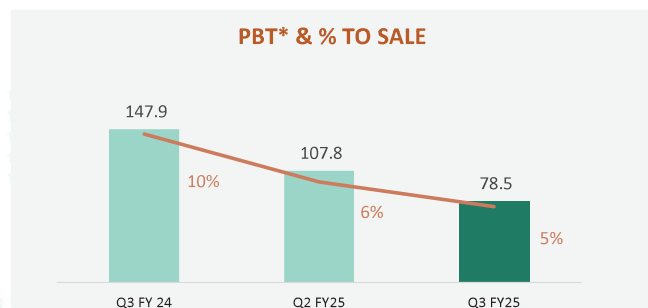
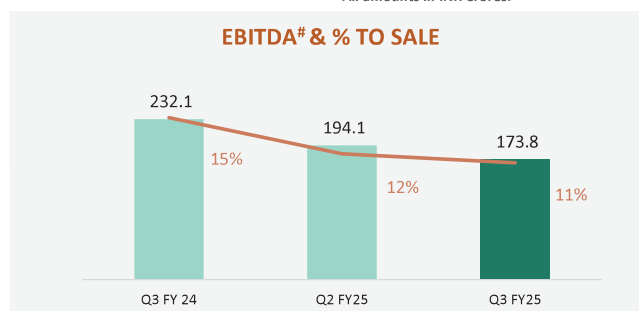
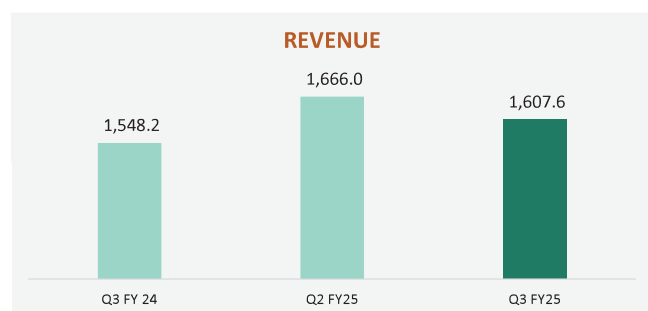
Particulars	Quarter ended			Period ended		Year ended
	31-Dec-24	30-Sep-24	31-Dec-23	31-Dec-24	31-Dec-23	31-Mar-24
	Unaudited	Unaudited	Unaudited	Unaudited	Unaudited	Audited
Revenue from Operations	1,609.3	1,667.1	1,544.6	4,830.1	4,601.6	6,133.9
Other Income	9.7	16.6	9.5	34.2	16.0	21.8
Total income (1+2)	1,618.9	1,683.7	1,554.1	4,864.3	4,617.6	6,155.7
Expenses						
(a) Cost of Materials consumed	944.2	999.8	844.0	2,865.1	2,524.1	3,389.4
(b) Purchase of stock-in-trade	-	-	-	-	-	-
(c) Changes in inventories of finished goods, Stock-in - Trade and work-in-progress	(49.5)	(70.7)	4.4	(160.8)	(30.2)	(19.5)
(d) Employee benefits expense	92.6	93.3	86.8	273.6	248.9	331.3
(e) Finance costs	38.9	36.9	29.5	109.1	88.2	120.1
(f) Depreciation and amortisation	62.3	60.0	59.6	180.1	162.7	231.6
(g) Other expenses	445.4	449.3	393.4	1,292.8	1,176.3	1,569.2
Total Expenses	1,533.9	1,568.6	1,417.6	4,559.8	4,170.0	5,622.1
Exceptional Items	-	-	-	-	(33.2)	(56.7)
Profit Before tax (Before exceptional Item)	85.0	115.1	136.5	304.4	447.6	533.5
Profit After tax	61.2	84.9	94.0	221.7	277.4	321.6
EBITDA (excluding other income)	176.6	195.4	216.0	559.4	682.5	863.5

Key Ratios standalone

Particulars	Quarter Ended			Period Ended		Year Ended
	31 December 2024	30 September 2024	31 December 2023	31 December 2024	31 December 2023	31 March 2024
Material Costs	55.6%	55.7%	54.9%	56.0%	54.2%	54.9%
Power Costs	7.6%	9.1%	8.5%	8.5%	8.8%	8.8%
Employee Benefit Expenses	5.8%	5.6%	5.6%	5.7%	5.4%	5.4%
Finance Costs	2.4%	2.2%	1.9%	2.3%	1.9%	2.0%
PBT(before exceptional items)	5.3%	6.9%	8.8%	6.3%	9.7%	8.7%
PAT	3.8%	5.1%	6.1%	4.6%	6.0%	5.2%
EBITDA(excluding other income)	11.0%	11.7%	14.0%	11.6%	14.8%	14.1%

P&L Highlights—Consolidated Quarterly

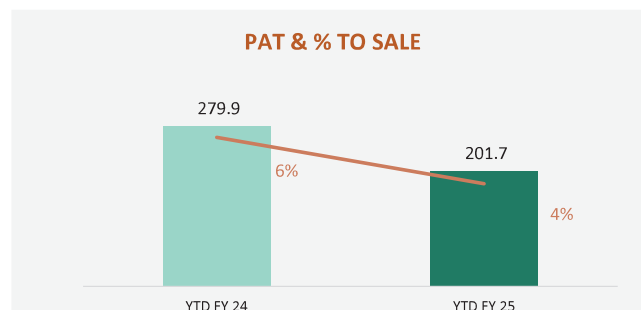
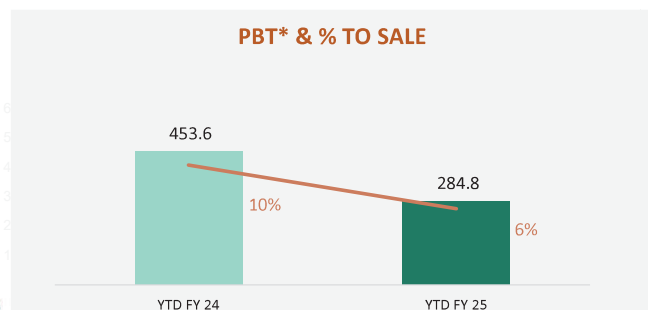
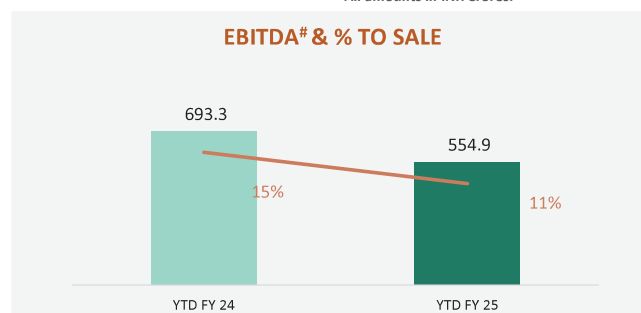
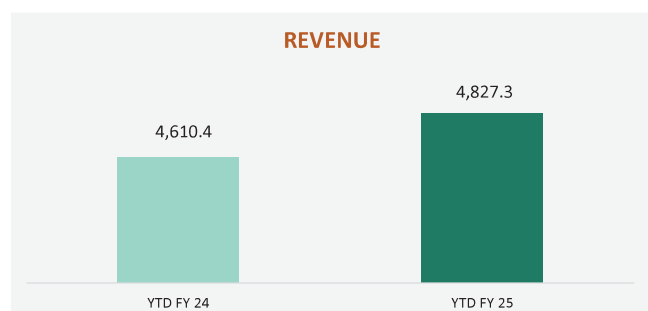
All amounts in INR Crores.



#EBITDA excluding Other Income and Exceptional Item.
*PBT before exceptional items.

P&L Highlights—Consolidated YTD

All amounts in INR Crores.



#EBITDA excluding Other Income and Exceptional Item.
*PBT before exceptional items.

P&L Consolidated


All amounts in INR Crores.

Particulars	Quarter ended			Period ended		Year ended
	31-Dec-24 Unaudited	30-Sep-24 Unaudited	31-Dec-23 Unaudited	31-Dec-24 Unaudited	31-Dec-23 Unaudited	31-Mar-24 Audited
Revenue from Operations	1,607.6	1,666.0	1,548.2	4,827.3	4,610.4	6,146.3
Other Income	9.0	13.7	8.9	28.2	16.1	18.0
Total income (1+2)	1,616.6	1,679.7	1,557.1	4,855.5	4,626.5	6,164.2
Expenses						
(a) Cost of Materials consumed	942.5	998.8	844.7	2,862.3	2,526.1	3,392.3
(b) Purchase of stock-in-trade	-	-	-	-	-	-
(c) Changes in inventories of finished goods, Stock-in-Trade and work-in-progress	(49.5)	(70.7)	4.0	(160.8)	(29.1)	(17.8)
(d) Employee benefits expense	92.6	93.3	88.8	273.6	254.5	336.9
(e) Finance costs	38.9	36.9	29.6	109.1	88.5	120.5
(f) Depreciation and amortisation	65.4	63.1	63.5	189.2	167.2	239.4
(g) Other expenses	448.1	450.6	378.7	1,297.2	1,165.6	1,576.7
Total Expenses	1,538.0	1,571.9	1,409.2	4,570.6	4,172.8	5,648.0
Exceptional Items	-	-	-	-	(36.7)	(63.3)
Profit Before tax (Before exceptional Item)	78.5	107.8	147.9	284.8	453.6	516.2
Profit After tax	54.3	77.6	105.3	201.7	279.9	297.7
EBITDA (excluding other income)	173.8	194.1	232.1	554.9	693.3	858.1

Consolidated Segment Report

All amounts in INR Crores.

Particulars	Quarter ended			Period ended		Year ended
	31-Dec-24	30-Sep-24	31-Dec-23	31-Dec-24	31-Dec-23	31-Mar-24
	Unaudited	Unaudited	Unaudited	Unaudited	Unaudited	Audited
1. Segment Revenue						
(a) Casting Segment	936.79	1,090.51	955.15	3,055.95	2,746.40	3,681.24
(b) Tube segment	598.07	503.78	545.79	1,555.91	1,671.76	2,181.24
(c) Steel Segment	354.79	458.51	393.71	1,240.68	1,251.90	1,652.26
(d) Unallocated Total	28.40	23.17	19.84	74.49	52.20	119.82
Less: Inter Segment Revenue (including inter division)	310.45	409.95	366.28	1,099.75	1,111.89	1,488.27
Net sales/Income From Operations	1,607.60	1,666.02	1,548.21	4,827.28	4,610.37	6,146.29
2. Segment Results (Profit (+) / Loss (-) before tax and interest from Each segment) #						
(a) Casting Segment	55.42	97.98	91.63	241.04	288.93	348.08
(b) Tube segment	57.22	17.44	76.01	102.13	227.39	245.19
(c) Steel Segment	0.81	19.47	9.22	37.75	26.93	42.59
(d) Unallocated Total	3.96	9.79	0.59	12.96	(37.81)	(62.47)
Total	117.41	144.68	177.45	393.88	505.44	573.40
Less: Interest	38.88	36.88	29.57	109.06	88.54	120.50
Total Profit before exceptional items and tax	78.53	107.80	147.88	284.82	416.90	452.90



Business Updates

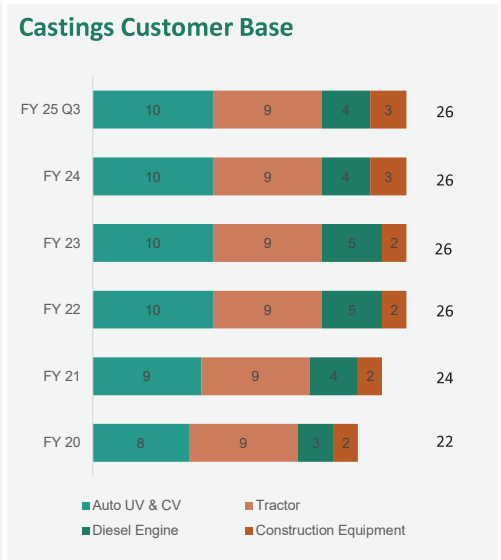
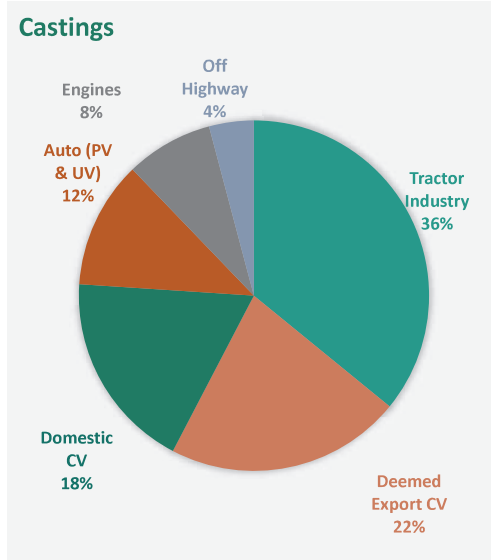
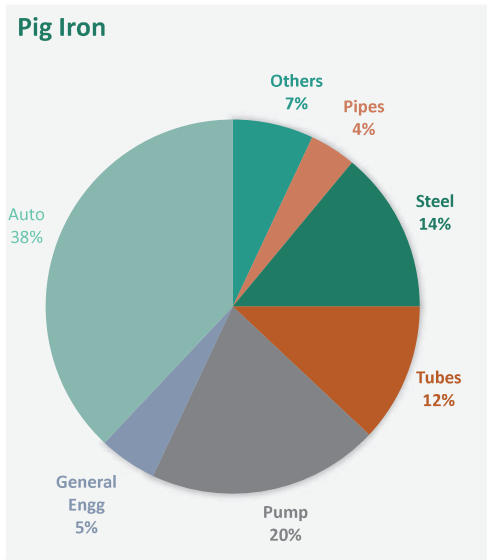


Financial Highlights



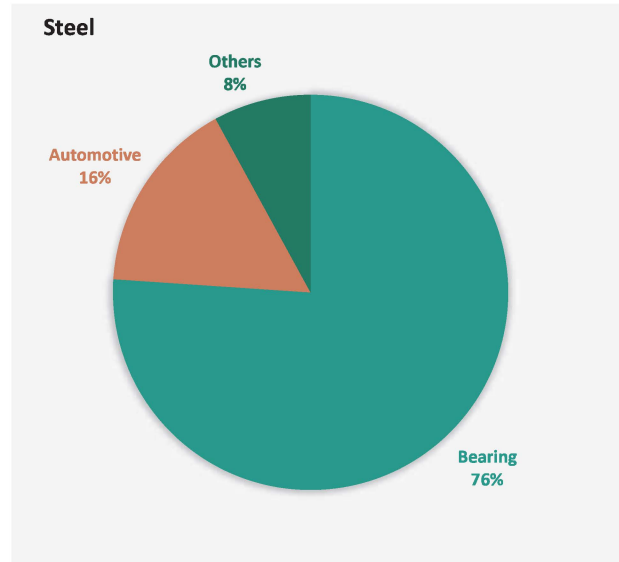
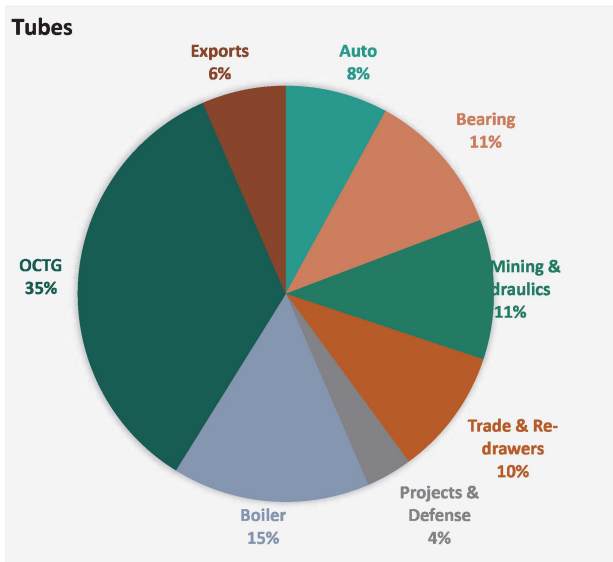
Other Updates

End User Profile




Updates-Q3FY25

End User Profile



Updates-Q3FY25



Key Project Updates

Sr.No	Project	Key Objective	Projected timeline for completion
1	O2 Plant	Oxygen Injection in blast furnaces	QIII 2024-25
2	Pig casting Machine	To convert the extra hot metal production after oxygen enrichment	QIV 2024-25
3	Machining capacity enhancement	Ramping up machine shop capacity	QIV 2024-25
4	New Foundry Line at Solapur - Phase II	High pressure module; for auto sector opportunity	QIV 2024-25
5	SOLAR PROJECT - JALNA -1	Power cost Reduction	QII 2024-25
6	SOLAR PROJECT - BEED -1	Power cost Reduction	QI 2025-26

Updates-Q3FY25

Thank You

KFIL Company Secretary:

Mr. Mayuresh Gharpure

Tel:(020)69065040

Email: kfilinvestor@kirloskar.com

Group Investor Relations:

Ms. Mayura Bhusari

Tel:(020)69065009

Email: mayura.bhusari@kirloskar.com