



KIRLOSKAR INDUSTRIES LIMITED

A Kirloskar Group Company

ANNUAL REPORT 2020 - 2021

Enriching Lives



Stand Together,

Grow Together

With Great Change Comes Great Resilience

The importance of togetherness in the workplace is demonstrated by feelings of unity, collaboration and motivation. Each of us is different in nature, strength and personal inspirations. But our effective team works as a collective by utilising the various skills and talents of each of our team members to support and achieve a common goal.

It is not only about how we perform during the good times, but the strength, courage and professionalism we display through the most difficult times. Yes! Teamwork, flexibility & resilience are the core virtues which can turn setbacks into opportunities.

Today, resilience holds more significance than ever. With continuing uncertainty in the external environment, there are challenges every day for business leaders and managers to contend with. We cannot always control these circumstances, but we can control our actions. With each problem that comes our way, we look for solutions that enable us to seek an advantage, rather than just attempting to eliminate the problem.

Navigating a storm with resilience and determination gives us the knowledge and strength to tame it. In our new and rapidly changing normal, transition has been tough but we have emerged stronger than before. It is because of this collective collaboration, hard work and sacrifice of our teams that we have been able to transcend all barriers and dispel all doubts. All our people rose to the occasion and showed immense perseverance and strength to deal with the disruptions.

Transformation is the key to growth and our people have embraced it not only to deliver, but set the bar higher while innovating and growing from strength to strength. The undying spirit, dedication, determination and teamwork helped us deliver a stronger result.

Kirloskar has been synonymous with setting industry standards. Today, we are ready to embrace the endless possibilities the future holds.

As part of our transformation, we are becoming more agile and adaptable to create solutions through innovation, business processes and market competitiveness. We are integrating new technologies such as digitisation, Industry 4.0, 3D printing and artificial intelligence, and are considering several new businesses. We are shifting gears from the manufacturing space to offering solutions around it.

As we enter this era, we are ready to work with the renewed spirit of our people by imparting new skills and offering more opportunities and processes that will help them and us unleash our full potential. Together with them, we will build socially responsible, sustainable and profitable businesses.

ANNUAL REPORT FOR THE YEAR ENDED ON 31 MARCH 2021

BOARD OF DIRECTORS

Mr. Atul Kirloskar	(DIN 00007387)	Chairman
Mr. Mahesh Chhabria	(DIN 00166049)	Managing Director
Ms. Aditi Chirmule	(DIN 01138984)	Executive Director
Mr. Nihal Kulkarni	(DIN 01139147)	Director
Mr. Anil Alawani	(DIN 00036153)	Director
Mr. Vinesh Kumar Jairath	(DIN 00391684)	Director
Mr. Tejas Deshpande	(DIN 01942507)	Independent Director
Mr. Sunil Shah Singh	(DIN 00233918)	Independent Director
Mr. D. Sivanandhan	(DIN 03607203)	Independent Director
Mr. Ashit Parekh	(DIN 00821577)	Independent Director
Mr. Satish Jamdar	(DIN 00036653)	Independent Director
Mrs. Mrunalini Deshmukh	(DIN 07092728)	Independent Director

CHIEF FINANCIAL OFFICER

Mr. Umesh Shastry

COMPANY SECRETARY

Mrs. Ashwini Mali

BANKERS

HDFC Bank Limited,
DBS Bank,
ICICI Bank Limited, and
State Bank of India.

STATUTORY AUDITORS

G. D. Apte & Co.,
Chartered Accountants

SECRETARIAL AUDITORS

Mr. Mahesh J. Risbud,
Practicing Company Secretary

REGISTRAR AND SHARE TRANSFER AGENT

Link Intime India Private Limited
'Akshay' Complex, Block No. 202, 2nd Floor,
Near Ganesh Temple, Off Dhole Patil Road,
Pune 411 001
Tel.: +91 (20) 2616 1629 / 2616 0084
Fax: +91 (20) 2616 3503
Email: pune@linkintime.co.in

REGISTERED OFFICE

Office No. 801, 8th Floor, Cello Platina,
Fergusson College Road, Shivajinagar,
Pune 411 005
Tel.: +91 (20) 2970 4374
Fax: +91 (20) 2970 4374
E mail: investorrelations@kirloskar.com
Website: www.kil.net.in
CIN: L70100PN1978PLC088972

LOCATION OF WINDMILLS

Tirade Village, Tal. Akole, Dist. Ahmednagar

INFORMATION FOR SHAREHOLDERS

Annual General Meeting

Day & Date : Tuesday, 10 August 2021
Time : 11.30 a.m. (IST)
Venue : Through Video Conferencing
(VC) / Other Audio Visual Means
(OAVM)
Date of Book : 4 August 2021 to 10 August 2021,
Closure (both days inclusive)

CONTENTS

Decade at a Glance	2
Board's Report	3
Report on Corporate Governance	35
Business Responsibility Report	61
Auditors' Report	75
Balance Sheet	84
Statement of Profit and Loss	85
Statement of Cash Flow	87
Notes to the Accounts	88
Statement relating to Subsidiary Company	145
Consolidated Financial Statements	147



DECADE AT A GLANCE

(₹ in Millions)

Sr. No	Particulars	2020-21	2019-20	2018-19	2017-18	2016-17	2015-16	2014-15	2013-14	2012-13	2011-12
1	Net Sales – Windmill	19	35	30	25	35	48	34	134	131	138
2	Other Income	581	826	749	779	444	719	591	504	387	648
3	Profit Before Tax	325	649	568	492	375	684	543	541	430	692
4	Profit After Tax	272	595	495	424	288	603	451	467	361	675
5	Dividend Amount	97	**97	204	204	*194	194	194	39	39	39
6	Dividend (%)	100	**100	210	210	*200	200	200	40	40	40
7	Earning Per Share (₹)	28	61	51	44	30	62	46	48	37	69
8	Book Value Per Share (₹)	1,483	863	1,239	1,732	783	753	713	689	645	612
9	Share Capital	97	97	97	97	97	97	97	97	97	97
10	Reserves and Surplus	14,048	8,280	11,935	16,498	7,501	7,213	6,826	6,594	6,160	5,844
11	Shareholders' Funds	14,145	8,377	12,032	16,595	7,598	7,310	6,923	6,691	6,257	5,941
12	Loan Funds	-	-	-	-	-	-	-	-	-	-
13	Total Capital Employed	14,145	8,377	12,032	16,595	7,598	7,310	6,923	6,691	6,257	5,941
14	Gross Block	747	783	751	687	420	402	402	401	441	442
15	Net Block	378	425	421	380	130	122	130	142	205	237
16	Net Current Assets	662	1,228	923	564	786	490	835	678	792	560

* Interim Dividend paid in March 2016.

** Interim Dividend paid in March 2020.

Board's Report for Financial Year 2020-2021

To The Members,

The Directors have pleasure in presenting this 27th Annual Report with the Audited Annual Accounts of the Company for the year ended 31 March 2021.

I. FINANCIAL PERFORMANCE (STANDALONE):

(₹ in Crores)

Particulars	2020-2021	2019-2020
Total Income	58.11	86.09
Total Expenditure	25.66	21.17
Profit before exceptional items and taxation	32.45	64.92
Profit before taxation	32.45	64.92
Provision for tax (including Deferred Tax)	5.26	5.47
Net Profit	27.19	59.45
Balance of Profit / (Loss) from previous year	514.30	486.46
Add: Lapse of ESOP outstanding	-	-
Less: Re-measurement of defined benefit plans (net of Taxes)	0.17	(0.22)
<u>Dividend paid on equity shares:</u>		
Final Dividend for the Financial Year 2019-2020 (2018-2019)	--	20.39
Interim Dividend for the Financial Year 2020-2021 (2019-2020)	--	9.71
<u>Tax on final / interim dividend:</u>		
Final Dividend for the Financial Year 2019-2020 (2018-2019)	--	1.29
Profit available for appropriation	541.66	514.30
Balance carried to Surplus in Statement of Profit and Loss	541.66	514.30

II. DIVIDEND:

Your Directors recommend 100 % dividend, i.e., ₹ 10 per equity share of ₹ 10 each (Previous year dividend 100%, i.e., ₹ 10 per equity share of ₹ 10 each) for the Financial Year ended 31 March 2021.

III. CLASSIFICATION OF THE COMPANY AS UNREGISTERED CORE INVESTMENT COMPANY (CIC):

The Company is 'Unregistered CIC' regulated by the Reserve Bank of India (RBI) and is complying with all the regulations required for 'Unregistered CIC'.

IV. MANAGEMENT DISCUSSION AND ANALYSIS REPORT:**A. OPERATIONS OF THE COMPANY:****WINDMILLS:**

The Company has seven Wind Energy Generators (WEGs) in Maharashtra with total installed capacity of 5.6 Megawatt (MW). The WEGs are located at Tirade Village, Tal. Akole, Dist. Ahmednagar.

The WEGs have generated net wind energy of around 0.68 Crores units of electricity in the period under review as against 0.98 Crores units of electricity in the previous year showing decrease of 30% over the previous year. During the period under review, the generation is lower due to lower wind speed and motor winding issues related to one of the seven machines in operation. These winding issues are currently being addressed.

Further, the Company realised lower revenue due to regulatory changes made by the Maharashtra State Electricity Distribution Company Limited (MSEDCL), which affected the billing rates.

The Company had identified a third-party consumer to sell brown energy for the period from 1 April 2020 to 30 June 2020. However, due to the outbreak of COVID-19, plants of the identified third-party consumer were shut down. To avoid losses, the Company sold wind generated units for this period to MSEDCL. Subsequently, the Company sold wind generated units to third party consumers for the period from 1 July 2020 to 31 March 2021, as per the Open Access Permissions received from MSEDCL.

The Company has also sold 271 Renewable Energy Certificates (RECs), which has resulted in revenue of ₹ 0.03 Crores (previous year ₹ 0.25 Crores). The Company is holding 7,179 unsold RECs as on 31 March 2021. The REC Trading Exchange was not in operation in quarters 2, 3 and 4 and hence no sale transactions could be done during three quarters.

REAL ESTATE ACTIVITIES:

The Company acquired 100% equity share capital of Wellness Space Developers Private Limited (WSDPL) on 19 December 2020. Consequently, WSDPL became a Wholly Owned Subsidiary of the Company with effect from 19 December 2020.

To facilitate effective management of the real estate activities of the Company, the Company transferred its 'Real Estate Business Undertaking at Kothrud' on a going concern basis by way of a 'Slump Sale' to WSDPL, Wholly Owned Subsidiary of the Company for a lump sum consideration of ₹ 75 Crores, by executing the Business Transfer Agreement (BTA) by and between the Company and WSDPL dated 19 December 2020. In terms of the BTA, the said purchase consideration shall be payable to the Company, on or before 30 June 2021 or any other date as may be mutually agreed.

Further, WSDPL has been converted from a private limited company to a public limited company with effect from 17 March 2021, viz., Wellness Space Developers Limited (WSDL).

OTHERS:

The Company owns lands and buildings thereon and apartments and offices in Pune, New Delhi and Jaipur. The Company has given most of these lands and buildings and offices on lease and license basis to group and other companies which generated revenue of ₹ 25.41 Crores (₹ 27.74 Crores as on 31 March 2020). The revenue reduction was consequent to a 10% reduction in the lease rental from July 2020 till 31 March 2021, owing to the COVID-19 Pandemic. However, from the current Financial Year, rentals have been restored to the pre-pandemic rates.

The Company being a CIC continues to invest the surplus funds in fixed deposits and liquid funds. These investments stood at ₹ 81.60 Crores (previous year ₹ 81.01 Crores) as at 31 March 2021. These surplus funds will be used for the business operations of the Company as and when required.

During the period under review, your Company made an investment of ₹ 0.015 Crores (10,000 equity shares of ₹ 10 each, acquired at ₹ 15 each) in the equity shares of Wellness Space Developers Limited (WSDL). Pursuant to the said investment, WSDL is a Wholly Owned Subsidiary of the Company as on 31 March 2021.

B. COMPANY PERFORMANCE:

During the period under review, your Company earned a total income of ₹ 58.11 Crores (previous year ₹ 86.09 Crores).

During the period under review, the Company received final dividend of ₹ 9.41 Crores (previous year ₹ 25.40 Crores) declared by the investee companies for the Financial Year 2019-2020.

The Company also received interim dividend of ₹ 15.36 Crores (previous year ₹ 22.94 Crores) declared by some of the investee companies during the year 2020-2021. Consequently, the total dividend inflow during the fiscal year under review was ₹ 24.77 Crores (previous year ₹ 48.34 Crores).

The Profit Before Tax is lower at ₹ 32.45 Crores (previous year ₹ 64.92 Crores) mainly due to lower dividend income received, lower revenues from windmill business and reduced lease rental income in the year under review.

C. HUMAN RESOURCES:

As on 31 March 2021, the Company had 14 employees (previous year 23 employees) on its roll, including the Managing Director and the Executive Director. During the period under review, 11 employees of the Company were transferred to Wellness Space Developers Limited (WSDL), Wholly Owned Subsidiary of the Company, consequent to the Business Transfer Agreement executed by and between the Company and WSDL on 19 December 2020.

D. KIRLOSKAR INDUSTRIES LIMITED – EMPLOYEES STOCK APPRECIATION RIGHTS PLAN 2019

Pursuant to the 'Kirloskar Industries Limited – Employees Stock Appreciation Rights Plan 2019' (KIL ESARP 2019), the Company had granted an aggregate of 4,79,898 Equity Settled Stock Appreciation Rights (ESARs) at an exercise price of ₹ 500 per ESAR to eligible employees of the Company on 30 January 2020.

Consequent to the Business Transfer Agreement (BTA) dated 19 December 2020, executed by and between the Company and Wellness Space Developers Private Limited (WSDPL), Wholly Owned Subsidiary of the Company, certain employees of the Company were transferred to WSDPL with effect from 1 January 2021.

Pursuant to KIL ESARP 2019, ESARs granted shall vest after a minimum period of 1 year but not later than a maximum period of 4 years from the grant date of such ESARs.

On 5 February 2021, the Company had vested 2,14,449 ESARs out of the 4,70,898 ESARs granted during the previous year, in the employees of the Company; employees of WSDL (then WSDPL) who were transferred from the Company under the BTA; and in the Non – Executive Director of the Company, who is the Managing Director of WSDL to whom ESARs were granted under the KIL ESARP 2019.

KIL ESARP 2019 was introduced in accordance with the SEBI guidelines for the employees of the Company and its subsidiaries. The Company has obtained in-principle approval for the KIL ESARP 2019 from BSE Limited and National Stock Exchange of India Limited on 3 December 2020 and 19 January 2021, respectively. KIL ESARP 2019 is administered by the Nomination and Remuneration Committee of the Board of Directors of the Company.

KIL ESARP 2019 is in compliance with the applicable provisions of the Companies Act, 2013, and its Rules, SEBI (Share Based Employees Benefits) Regulations, 2014, (Employees Benefit Regulations) and other applicable Regulations, if any. Accordingly, a certificate from G. D. Apte & Co., Chartered Accountants, Statutory Auditors of the Company, confirming that the KIL ESARP 2019, has been implemented in accordance with Employees Benefits Regulations and in accordance with the Special Resolution passed by the Company through Postal Ballot on 29 December 2019, would be placed before the members at the ensuing Annual General Meeting. A copy of the same will also be available for the inspection at the Company's Registered Office.

Details of KIL ESARP 2019, as required under Rule 12 (9) of the Companies (Share Capital and Debentures) Rules, 2014, read with Regulation 14 of Employees Benefits Regulations, as on 31 March 2021, are set out in 'Annexure I' to this Report and are available on the Company's website at www.kil.net.in.

E. CONCERNS AND THREATS:

As a practice of good corporate governance, the Board of Directors has voluntarily constituted a Risk Management Committee (the Committee) to identify the risks, mitigate the same and monitor the development and deployment of risk mitigation action plans for the businesses of the Company.

Pursuant to the BTA, risks associated with the real estate business, which were transferred to Wellness Space Developers Limited (WSDL) are monitored and reviewed by the Board of WSDL.

The Company has deployed risk management process which includes risk identification, its assessment and its treatment, mitigation, monitoring and reviewing actions. The Company prioritises and manages the risks identified through its Risk Registers.

The Committee regularly presents the risk assessment and mitigation procedures adopted to assess the reliability of the risk management structure and efficiency of the process before the Audit Committee and the Board of Directors of the Company at their respective meetings.

The Committee meets every quarter, discusses all the mapped risks, evaluates future risks and reviews the mitigation plan for the identified risks for all business segments.

F. PROSPECTS:

As members are aware, since March 2020, the World has been seeing the impact due to COVID-19 Pandemic which has in turn affected economic activities in the Country. The Central and State Governments have taken various significant measures including national and local lock downs besides various other regulatory strictures to contain the virus.

IMPACT ON THE PERFORMANCE OF THE COMPANY DUE TO OUTBREAK OF COVID-19 :

The Company earned a lower property licensing fees during the Financial Year 2020-2021, due to the COVID-19 impact.

The recommended protocols and guidelines issued by the Central and State Governments as well as Regulatory bodies are being completely adhered to.

To ensure safety and wellbeing of the employees, the Company continues to follow precautions against COVID-19 which include work from home policy, regular communication with employees, online meetings, travel restrictions and health advisories.

The following necessary precautions are also being conducted:

- Thermal screening at the entry point.
- Sanitisation of materials at the entry point.

- Masks for employees and visitors.
- Heightened cleaning and sanitisation of the office premises at regular intervals.
- Maintaining social distance at all our offices.

G. INTERNAL CONTROLS SYSTEM AND THEIR ADEQUACY:

The Company has adequate internal controls system to ensure operational efficiency, accuracy and promptness in financial reporting and compliance of various laws and regulations.

The internal controls system is supported by the internal audit process. An Internal Auditor has been appointed for this purpose. The Audit Committee of the Board reviews the Internal Audit Report and the adequacy and effectiveness of internal controls periodically.

H. CAUTIONARY STATEMENT:

Statements in this Report, particularly those which relate to Management Discussion and Analysis, describing the Company's objectives, projections, estimates and expectations may constitute 'forward looking statements' within the meaning of applicable laws and regulations. Actual results may differ materially from those either expressed or implied.

I. SEBI REGULATIONS AND LISTING FEES:

The annual listing fees for the year under review have been paid to BSE Limited and National Stock Exchange of India Limited, where your Company's shares are listed.

J. DETAILS OF MATERIAL SUBSIDIARY:

In terms of the provisions of the Companies Act, 2013 and the SEBI (Listing Obligations and Disclosure Requirements) Regulations, 2015, (the Regulations), Kirloskar Ferrous Industries Limited (KFIL) is a material subsidiary of the Company, in which, the Company holds 51.06% of its total shareholding.

During the period under review, KFIL has not sold / disposed off and leased assets more than 20% of its assets.

K. SUBSIDIARY COMPANY AND CONSOLIDATED FINANCIAL STATEMENTS:

As on 31 March 2021, the Company has following two subsidiaries, i.e.,

1. Kirloskar Ferrous Industries Limited (KFIL), and
2. Wellness Space Developers Limited (WSDL).

The Consolidated Financial Statements of the Company and its subsidiaries, prepared in accordance with IND AS 110, issued by the Institute of Chartered Accountants of India, forms part of this Annual Report. A statement containing the salient features of the Financial Statement of the subsidiary companies is attached to the Financial Statements of the Company in Form AOC-1.

Pursuant to the provisions of Section 136 of the Companies Act, 2013, the Financial Statements along with relevant documents of the Company and its subsidiaries, are available on the Company's website, viz., www.kil.net.in.

The Financial Statements of the subsidiaries and related detailed information will be kept for inspection by any member at the Company's Registered Office and will also be made available to the members on demand, at any point of time.

BRIEF HIGHLIGHTS OF BUSINESSES OF SUBSIDIARY COMPANIES:**KIRLOSKAR FERROUS INDUSTRIES LIMITED:**

Kirloskar Ferrous Industries Limited (KFIL) is in the business of manufacturing of iron castings and has its manufacturing facilities at Bevinahalli village in Karnataka and Solapur in Maharashtra.

The Board of Directors of KFIL declared an interim dividend of ₹ 2 (40%) per equity share on 2 March 2021 and paid out in March 2021.

The Board of Directors of KFIL in its meeting held on 5 May 2021, have also recommended a final dividend of ₹ 3 (60%) per equity share for the Financial Year ended 31 March 2021. Accordingly, the total dividend (inclusive of interim dividend declared and paid) for the Financial Year 2020-2021 is 100%.

During the period under review, there has been a substantial improvement in the performance of KFIL both in sales and profit. KFIL achieved net sales of ₹ 2,038.08 Crores (previous year ₹ 1,849.66 Crores).

The Profit Before Tax (PBT) for the year under review was higher at ₹ 363.19 Crores, as compared to ₹ 156.18 Crores of previous year, after providing for depreciation and amortisation.

During the year under review, KFIL completed the acquisition of movable and immovable assets relating to the Pig Iron plant of VSL Steels Limited with a capacity of 1,50,000 MT per annum, situated at Paramenahally Village, Hiriyyur, Chitradurga District, Karnataka in December 2020, for a consideration of ₹ 135 Crores. After renovation of plant and machineries, manufacturing operations of that plant commenced on 8 February 2021.

During the year under review, KFIL sold 3,13,690 MT of Pig Iron (includes 12,824 MT from the newly acquired Pig Iron Plant) valued at ₹ 1,067.32 Crores, as compared to 3,58,146 MT of Pig Iron valued at ₹ 1,070 Crores in the previous year.

KFIL sold 92,507 MT castings aggregating to ₹ 874.40 Crores, as compared to 78,663 MT castings aggregating to ₹ 734.21 Crores in the previous year.

During the year under review, KFIL achieved 100 percent capacity utilisation of Coke Oven plant, which was commissioned in March 2020. Coke consumption reduced during the year under review, as the coke was produced as per specification required for the furnaces. KFIL also installed conveyors from coke oven plants to mini blast furnaces to reduce handling loss. The 20MW power plant which works on waste heat recovery from coke oven plant, was commissioned in June 2020 and achieved 100 percent capacity utilisation by September 2020. This enabled KFIL to achieve substantial reduction in the power cost on account of captive consumption.

KFIL also received the permission from the Government to commence mining operations after completing necessary statutory clearances in respect of Kirloskar Bharat Mines. The permission so granted was valid to operate the mine upto 5 April 2021. KFIL is now in process to obtain renewal of forest agreement beyond 5 April 2021, to recommence the mining operations. KFIL extracted 98,600 MT of iron ore till 31 March 2021, but was unable to dispatch the same to its plants due to non-availability of road clearance in the forest area for transportation of mined iron ore.

The demand for Pig Iron from July 2020, onwards was strong from foundries supplying castings to tractor, steel, agriculture, pump and auto sector across India.

The demand for the casting was also strong during the year. The demand for the casting from the tractor industry was strong and kept on increasing till end of the Financial Year. The demand from heavy and medium Auto industry started picking up from second quarter and further improved

in second half of the Financial Year. The increased demand for casting from Tractor, Auto, and Diesel Engine Industry enabled KFIL to scale up production by removing the bottlenecks and optimised load distribution between all three moulding lines. With such measures, KFIL achieved quarterly sale of 30,000 metric tons of casting in third and fourth quarter of the Financial Year.

During the year under review, iron ore prices increased substantially on account of lower availability against strong requirement from the domestic / global iron and steel industry. China was not interested in export of coke and as such started quoting higher prices which resulted in increased prices in Indian domestic market vis-à-vis export prices of coking coal from Australia remained subdued due to trade disagreement between China and Australia. Additionally, the cost of converted coke was lower and the selling price of pig iron was higher resulting in higher margins.

KFIL was able to source coal from Australia at economical prices. The timing of coke oven plant commissioning followed by subdued prices of coal gave substantial advantage in lower cost of coal to coke conversion as against sourcing of coke from market.

KFIL continuously worked on the improvement of the quality of the casting at both units of Koppal and Solapur, by reducing rejection rates.

KFIL added machining capacity and ramped up the machining capabilities to meet customer demand. Consequently, the sale of machined castings increased during the year as compared to previous year and KFIL was able to sell machined castings of around 11.5 percent.

KFIL has undertaken the following projects during the year under review:

- Initiated setting up new moulding line with contemporary technology with a capacity of 40,000 MT per annum at Solapur plant.
- Expanding machining capacity to add more value.
- Installation of Bell-less Top equipment for both the Mini Blast Furnaces (MBF) and up-gradation of MBF II and Pulvarised Coal Injection. All these Projects are expected to be completed in the Financial Year 2022-2023.

WELLNESS SPACE DEVELOPERS LIMITED

As mentioned above, Wellness Space Developers Private Limited (WSDPL) is a Wholly Owned Subsidiary of the Company which acquired the 'Real Estate Business Undertaking at Kothrud' of the Company on a going concern basis, by way of slump sale, by executing the Business Transfer Agreement by and between the Company and WSDPL on 19 December 2020.

Further, WSDPL was converted into a public limited company with effect from 17 March 2021, and is now called Wellness Space Developers Limited (WSDL).

Subsequent to the business transfer, the momentum of work speeded up with the lessening of the COVID-19 impact. WSDL achieved progress in design and project execution though the time lines, were impacted. The management of WSDL continues to periodically assess the impact of the pandemic on the business while abiding by the Rules and Regulations enforced by the Regulatory Authorities.

During the period under review, WSDL incurred a Loss Before Tax of ₹ 1.04 Crores after providing ₹ 0.23 Crores towards depreciation.

L. DETAILS OF SIGNIFICANT CHANGES IN KEY FINANCIAL RATIOS:

Details of significant changes, i.e., change of 25% or more, as compared to the immediately previous Financial Year in key financial ratio, along with detailed explanation thereof:

Sr. No.	Particulars	Ratio as on 31 March 2021	Ratio as on 31 March 2020	% of Change	Explanations, if any
i.	Debtors' Turnover (in no. of days)	6	-	-	Refer Note no. 1
ii.	Inventory Turnover (in no. of days)	2	-	-	Refer Note no. 2
iii.	Interest Coverage Ratio	-	-	-	Refer Note no. 3
iv.	Current Ratio	4.1	6.3	(34.90%)	-
v.	Debt Equity Ratio	-	-	-	Refer Note no. 4

Notes:

- Debtors relate only to windmill business.
- Inventory represents number of Renewable Energy Certificates (RECs) in stock obtained in respect of windmill business.
- The Company does not have any interest cost.
- The Company does not have any borrowings.

M. RETURN ON NET WORTH:

Details of change in Return on Net Worth as compared to the immediately previous Financial Year as follows:

Sr. No.	Particulars	Ratio as on 31 March 2021	Ratio as on 31 March 2020	% of Change	Explanations, if any
1	Net worth	1.92%	7.10%	(72.91%)	Refer Note No. 1

Note:

- Return on Net Worth has decreased since net profit has decreased and net worth has increased due to significant increase in fair market value of equity instruments from 31 March 2020 to 31 March 2021.

V. PARTICULARS OF INFORMATION FORMING PART OF THE BOARD'S REPORT PURSUANT TO SECTION 134 OF THE COMPANIES ACT, 2013, RULE 8 OF THE COMPANIES (ACCOUNTS) RULES, 2014 AND RULE 5 OF THE COMPANIES (APPOINTMENT AND REMUNERATION OF MANAGERIAL PERSONNEL) RULES, 2014:

1. EXTRACT OF ANNUAL RETURN:

In terms of Section 92(3) read with Section 134 (3) (a) of the Companies Act, 2013, read with Rule 12 of the Companies (Management and Administration) Rules, 2014, including amendments thereunder, the Annual Return filed with the Ministry of Corporate Affairs (MCA), for the Financial Year 2019-2020, is available on the website of the Company, viz., www.kil.net.in and the Annual Return for the Financial Year 2020-2021, will be made available on the website of the Company once it is filed with the MCA.

2. NUMBER OF MEETINGS OF THE BOARD:

During the period under review, 5 Board Meetings were convened and held, the details of which form part of the Report on Corporate Governance. The intervening gap between the Meetings was within the period prescribed under the Companies Act, 2013.

3. DIRECTORS' RESPONSIBILITY STATEMENT:

Pursuant to the requirements under Section 134 (5) of the Companies Act, 2013, in respect of Directors' Responsibility Statement, your Directors state that:

- a) in the preparation of the Annual Financial Statements for the year ended 31 March 2021, the applicable accounting standards had been followed and there were no material departures;
- b) accounting policies as mentioned in Note No. 2 of the Notes forming part of the Financial Statements have been selected and applied consistently. Further, judgments and estimates have been made that are reasonable and prudent so as to give a true and fair view of the state of affairs of the Company as at 31 March 2021 and of the Profit of the Company for the year ended on that date;
- c) proper and sufficient care has been taken for the maintenance of adequate accounting records in accordance with the provisions of the Act, for safeguarding the assets of the Company and for preventing and detecting fraud and other irregularities;
- d) the Annual Financial Statements have been prepared on a going concern basis;
- e) proper internal financial controls were in place and that the internal financial controls were adequate and were operating effectively; and
- f) proper systems to ensure compliance with the provisions of all applicable laws were in place and were adequate and operating effectively.

4. A STATEMENT ON DECLARATION BY INDEPENDENT DIRECTORS:

All Independent Directors have given declarations that they meet the criteria of independence as laid down under Section 149 (6) of the Companies Act, 2013, and Rules thereunder including amendments thereto and Regulation 16 (1) (b) and 25 (8) of the SEBI (Listing Obligations and Disclosure Requirements) Regulations, 2015, including amendments thereto and also confirmed that they have complied with the Code for Independent Directors prescribed in Schedule IV to the Act.

Further, pursuant to Sub-rule (1) and (2) of Rule 6 of the Companies (Appointment and Qualifications of Directors) Rules, 2014 and amendments thereto, all Independent Directors confirmed that they have enrolled their name in the data bank with the Institute of Corporate Affairs, New Delhi, India, within prescribed time period.

The Company has laid down a Code for the Board of Directors and Senior Management of the Company (Code of Conduct). The Code of Conduct is available on the Company's website, viz., www.kil.net.in.

All the Board Members and Senior Management Personnel of the Company have affirmed compliance with the Code of Conduct.

5. COMPANY'S POLICY ON DIRECTORS' APPOINTMENT AND REMUNERATION:

The Board has on the recommendation of the Nomination and Remuneration Committee adopted a policy for selection and appointment of Directors, Key Managerial Personnel and Senior Management Personnel and their remuneration.

The Nomination and Remuneration Policy is available on the website of the Company, viz., www.kil.net.in.

6. AUDITORS:

a. Statutory Auditors:

G. D. Apte & Co., Chartered Accountants, (Firm Registration Number 100515W), Pune, who were appointed as the Statutory Auditors of the Company under Section 139 of the Companies Act, 2013, to hold the office for a second term of five years from the conclusion of the Annual General Meeting (AGM) held on 11 August 2016, till the conclusion of the AGM of the Company, to be held in the year 2021, will complete their term on the conclusion of the ensuing AGM of the Company.

G. D. Apte & Co., Chartered Accountants, hold the office as the Statutory Auditors till the conclusion of forthcoming AGM of the Company.

On the recommendation of the Audit Committee, subject to the approval of the members of the Company, the Board has approved the appointment of Kirtane and Pandit LLP, Chartered Accountants, (Firm Registration No. 105215W / W100057), Pune, as the Statutory Auditors of the Company, for a term of 5 consecutive years from the conclusion of the ensuing AGM to be held on 10 August 2021, till the conclusion of the AGM of the Company, to be held in the year 2026, along with the remuneration payable to Kirtane and Pandit LP, Chartered Accountants, for the Financial Year 2021-2022 and authorised the Board of Directors to increase and pay such statutory audit fees as they deem fit for the remaining tenure of their appointment.

The Company has received a certificate from Kirtane and Pandit LLLP, to the effect that the appointment as Statutory Auditor, if made, will be in accordance with the limit specified in Section 141 of the Companies Act, 2013.

The Board of Directors places on record its appreciation for the services rendered by G. D. Apte & Co., as the Statutory Auditors of the Company.

The necessary resolution seeking your approval to the appointment and remuneration of Kirtane and Pandit LLP, as the Statutory Auditors of the Company is appearing in the Notice convening the AGM of the Company.

b. Cost Auditors:

Pursuant to the Companies (Cost Records and Audit) Rules, 2014, dated 31 December 2014, the Company was not required to audit cost records relating to Electricity Industry (Windmills) for the Financial Year 2020-2021.

c. Secretarial Auditors:

Pursuant to the provisions of Section 204 of the Companies Act, 2013, and the Companies (Appointment and Remuneration of Managerial Personnel) Rules, 2014 and Regulation 24A of the SEBI (Listing Obligations and Disclosure Requirements) Regulations, 2015, the Company had appointed Mr. Mahesh J. Risbud, Practising Company Secretary, (FCS 810 CP 185), Pune, to undertake the Secretarial Audit of the Company.

The Report of the Secretarial Audit is annexed as '**Annexure II**' to this Report.

Mr. Mahesh J. Risbud, Practising Company Secretary, Pune, has submitted Secretarial Compliance Report as laid down in SEBI Circular CIR/CFD/CMD1/27/2019 dated 8 February 2019, and has also confirmed that the Company has complied with all applicable SEBI Regulations and circulars / guidelines issued thereunder, for the Financial Year 2020-2021.

7. MAINTENANCE OF COST RECORDS:

Pursuant to the Companies (Cost Records and Audit) Rules, 2014, dated 31 December 2014, the Company was not required to maintain cost records relating to Electricity Industry (Windmill) in Form CRA – 1 for the Financial Year 2020-2021.

8. EXPLANATION OR COMMENTS OF STATUTORY AUDITORS AND SECRETARIAL AUDITORS:

There are no qualifications, reservations or adverse remarks or disclaimer made by the Statutory Auditor in their Audit Report or by the Practising Company Secretary in the Secretarial Audit Report for the year ended 31 March 2021.

The notes to the Accounts referred to in the Auditors Reports are self-explanatory and therefore no further clarifications are required.

9. PARTICULARS OF LOANS, GUARANTEES OR INVESTMENTS UNDER SECTION 186 OF THE COMPANIES ACT, 2013:

During the period under review, your Company has given a loan of ₹ 15 Crores to Wellness Space Developers Limited (WSDL), a Wholly Owned Subsidiary Company. Your Company has not granted any guarantee.

During the period under review, the Company has invested of ₹ 0.02 Crores in equity capital of WSDL.

10. PARTICULARS OF CONTRACTS OR ARRANGEMENTS WITH RELATED PARTIES REFERRED TO IN SUB-SECTION (1) OF SECTION 188 OF THE COMPANIES ACT, 2013:

Pursuant to the provisions of Section 134 of the Companies Act, 2013, read with Rule 8 (2) of the Companies (Accounts) Rules, 2014, the particulars of all contracts or arrangements entered into by the Company with related parties have been done at arm's length and are in the ordinary course of business. Hence, no particulars are being provided in Form AOC – 2. Related party disclosures as per the Indian Accounting Standard 24 (IND AS 24) have been provided in Note No. 44 to the Financial Statements.

11. STATE OF COMPANY'S AFFAIRS:

Discussion on state of Company's affairs has been covered in the Management Discussion and Analysis Report.

12. AMOUNTS PROPOSED TO BE CARRIED TO RESERVES:

The particulars of the amounts proposed to be carried to reserves have been covered as part of the financial performance of the Company.

13. MATERIAL CHANGES AND COMMITMENTS, BETWEEN THE DATE OF BALANCE SHEET AND THE DATE OF REPORT:

There have been no material changes and commitments, affecting the financial position of the Company which have occurred between the end of the Financial Year of the Company to which the Financial Statements relate and the date of this Report.

14. CONSERVATION OF ENERGY, TECHNOLOGY ABSORPTION, FOREIGN EXCHANGE EARNINGS AND OUTGO:**A. Conservation of Energy and Technology Absorption:**

The Company has no particulars to report regarding conservation of energy and technology absorption as required under Section 134 (3) (m) of the Companies Act, 2013, read with Rules thereunder.

B. Foreign exchange earnings and outgo:

(₹ in Crores)

Particulars	Amount
Foreign exchange earnings	Nil
Foreign exchange Outgo	Nil

15. RISK MANAGEMENT POLICY:

The Company has in place a mechanism to identify, assess, monitor and mitigate various risks to key business objectives. Major risks identified are systematically addressed through risk mitigating actions on a continuing basis. These are discussed at the meetings of the Audit Committee and the Board of Directors of the Company from time to time.

16. CORPORATE SOCIAL RESPONSIBILITY:

The Company has been carrying out Corporate Social Responsibility (CSR) activities. These activities carried out in terms of Section 135 read with Schedule VII of the Companies Act, 2013 and the Companies (CSR Policy) Rules, 2014.

Annual Report on CSR activities includes details about the CSR policy developed and implemented by the Company. CSR initiatives taken during the year is annexed as '**Annexure III**' to this Report.

17. BOARD EVALUATION:

Pursuant to the provisions of the Companies Act, 2013, and Regulation 17 (10) of the SEBI (Listing Obligations and Disclosure Requirements) Regulations, 2015, the Board has carried out performance evaluation of its own performance and that of its committees and individual Directors. Performance evaluation has been carried out as per the criteria prescribed by the Nomination and Remuneration Committee.

18. PERFORMANCE AND FINANCIAL POSITION OF EACH OF THE SUBSIDIARIES, ASSOCIATES AND JOINT VENTURE COMPANIES:

Name and Registered Office of the Subsidiary Company	% Holding	Particulars	2020-2021 Amount (₹ in Crores)
Kirloskar Ferrous Industries Limited, 13, Laxmanrao Kirloskar Road, Khadki, Pune 411 003	51.06	Total income	2,040.91
		Profit before tax	363.19
		Tax expenses	61.08
		Profit for the year	302.11
		Other comprehensive income for the year	0.86
		Total comprehensive income for the period	301.25
		Profit brought forward from previous year	390.92
		Transfer from Share Options	0.15
		Final Dividend paid on equity shares	Nil
		Tax on above Dividend	NA
		Interim dividend paid on equity shares	(27.67)
		Tax on above Dividend	NA
		Profit available for appropriation	664.65
		Transfer to General Reserves	(5.00)
Balance carried to surplus in the Statement of Profit and Loss	659.65		

Name and Registered Office of the Subsidiary Company	% Holding	Particulars	2020-2021 Amount (₹ in Crores)
Wellness Space Developers Limited, Office No.801, 8 th Floor, Cello Platina, Fergusson College Road, Shivajinagar, Pune 411 005	100	Total income	0.20
		Profit before tax	(1.04)
		Tax expenses (including deferred tax)	(0.06)
		Profit for the year	(0.98)
		Other comprehensive income for the year	(0.04)
		Total comprehensive income for the period	(0.04)
		Profit brought forward from previous year	Nil
		Final Dividend paid on equity shares	Nil
		Tax on above Dividend	Nil
		Interim dividend paid on equity shares	Nil
		Tax on above Dividend	Nil
		Profit available for appropriation	(0.98)
		Transfer to General Reserves	Nil
		Balance carried to surplus in the Statement of Profit and Loss	(1.02)

KIRLOSKAR INDUSTRIES LIMITED

A Kirloskar Group Company

Name and Registered Office of the Associate Company	% Holding	Particulars	2020-2021 Amount (₹ in Crores)
# Kirloskar Brothers Limited, Yamuna, S. No. 98/3 to 7, Plot No. 3, Baner, Pune 411 045	23.91	Total income	1,174.50
		Total expenditure	1,122.70
		Profit before exceptional items and taxation	51.80
		Profit before taxation	51.80
		Provision for tax (including Deferred Tax)	12.90
		Net profit	38.90
		Other comprehensive income	3.00
		Balance of Profit / (Loss) from previous year	Not available
		Dividend paid on equity shares	Not available
		Tax on above dividend	Not available
		Profit available for appropriation	Not available
		Transfer to General Reserve	Not available
		Balance carried to surplus in the Statement of Profit and Loss	Not available

Note:

- # The Company does not have significant influence on Kirloskar Brothers Limited (KBL) as it does not participate in the management and / or financial decisions of KBL. As such KBL is not an Associate Company of the Company under the IND AS 24 and as such its financials are not included in the Consolidated Financial Statements of the Company. Hence, the aforesaid information is obtained from the website of KBL for the quarter and nine months ended 31 December 2020.

19. CHANGE IN THE NATURE OF BUSINESS, IF ANY:

In Financial Year 2020-2021, there was no change in the nature of business of the Company.

20. DETAILS OF APPOINTMENT AND RESIGNATION OF DIRECTORS AND KEY MANAGERIAL PERSONNEL:**Directors appointed / re-appointed during the year:**

Name of Director	Designation	Terms of Appointment
Mr. Mahesh Chhabria	Managing Director	Re-appointed w.e.f. 27 August 2020, subject to retirement by rotation.
Mr. Nihal Kulkarni	Non-Executive Director	Re-appointed w.e.f. 27 August 2020, subject to retirement by rotation.
Mr. Tejas Deshpande	Independent Director	Re-appointed w.e.f. 28 August 2020, as an Independent Director to hold office for a second term of 5 consecutive years with effect from 28 August 2020
Mr. Anil Alawani	Non-Executive Director	Continuation of Directorship as a Non-Executive Non-Independent Director after attainment of age of 75 years

- * Mr. Mahesh Chhabria and Mr. Nihal Kulkarni retired by rotation and were re-appointed in the Annual General Meeting held on 27 August 2020.

Key Managerial Personnel appointed during the year:

During the period under review, there has been no change in the Key Managerial Personnel of the Company.

Directors and Key Managerial Personnel resigned during the year 2020-2021:

During the year under review, there has been no change in Directors and Key Managerial Personnel of the Company.

21. DIRECTORS PROPOSED TO BE APPOINTED / RE-APPOINTED AT THE ENSUING ANNUAL GENERAL MEETING:

Mr. Vinesh Kumar Jairath and Mr. Atul Kirloskar who retire by rotation at the ensuing Annual General Meeting and being eligible, offer themselves for re-appointment.

The Company has also received the requisite disclosures / declarations from Mr. Vinesh Kumar Jairath and Mr. Atul Kirloskar.

The brief resumes and other details relating to Directors who are proposed to be appointed / re-appointed, as required to be disclosed under Regulation 36 (3) of the SEBI (Listing Obligations and Disclosure Requirements) Regulations, 2015, form part of the Statement setting out material facts annexed to the Notice of the Annual General Meeting.

The resolutions seeking approval of members for the appointment / re-appointment of these Directors have been incorporated in the Notice of the forthcoming Annual General Meeting of the Company.

22. NAMES OF THE COMPANIES WHICH HAVE BECOME OR CEASED TO BE ITS SUBSIDIARIES, JOINT VENTURES OR ASSOCIATE COMPANIES DURING THE YEAR:

The Company acquired 100% equity share capital of Wellness Space Developers Private Limited (WSDPL) on 19 December 2020. Consequently, WSDPL became a Wholly Owned Subsidiary Company of the Company. Further, WSDPL is converted into public company with effect from 17 March 2021.

23. DETAILS RELATING TO DEPOSITS, COVERED UNDER CHAPTER V OF THE COMPANIES ACT, 2013:

None

24. DETAILS OF SIGNIFICANT AND MATERIAL ORDERS PASSED BY THE REGULATORS OR COURTS OR TRIBUNALS IMPACTING THE GOING CONCERN STATUS AND COMPANY'S OPERATIONS IN FUTURE:

To the best of our knowledge, the Company has not received any such order from the Regulators, Courts or Tribunals during the year, which may impact the going concern status or the Company's operation in future.

25. DETAILS IN RESPECT OF ADEQUACY OF INTERNAL FINANCIAL CONTROL WITH REFERENCE TO THE FINANCIAL STATEMENTS:

The Company has developed a strong two-tier internal control framework comprising entity level controls and process level controls. The entity level controls of the Company include elements such as defined Code of Conduct, Whistle Blower Policy / Vigil Mechanism, rigorous management review and Management Information System (MIS) and strong internal audit mechanism. The process level controls have been ensured by implementing appropriate checks and balances to ensure adherence to Company policies and procedures, efficiency in operations and also reduce the risk of frauds.

Regular management oversight and rigorous periodic testing of internal controls makes the internal controls environment strong at the Company. The Audit Committee along with the Management oversees results of the internal audit and reviews implementation on a regular basis.

26. COMPOSITION OF THE AUDIT COMMITTEE:

The composition of the Audit Committee has been reported in the Report on Corporate Governance annexed to this Report.

VI. INFORMATION FORMING PART OF THE BOARD'S REPORT PURSUANT TO RULE 5 OF THE COMPANIES (APPOINTMENT AND REMUENRATION OF MANAGERIAL PERSONNEL) RULES, 2014:

The relevant information pursuant to Rule 5 of the Companies (Appointment and Remuneration of Managerial Personnel) Rules, 2014, is annexed as '**Annexure IV**' to this Report.

The particulars of top ten employees pursuant to the aforesaid Rules form part of this Report. In terms of Section 136 (1) of the Companies Act, 2013, the Board's Report is being sent to the members without this Annexure. The members interested in obtaining a copy of this Annexure may write to the Company Secretary at the Company's Registered Office.

VII. VIGIL MECHANISM:

The Company has a Whistle Blower Policy / Vigil Mechanism (the Policy) to deal with instances of fraud, unethical behavior, etc. The Policy provides a mechanism for Directors and employees of the Company and other persons dealing with the Company to report genuine concerns including but not limited to unethical behavior, actual or suspected fraud or violation of the Company's Code of Conduct for Board of Directors and Senior Management or ethics policy or leakage of Unpublished Price Sensitive Information (UPSI), by any person, who is in possession of UPSI, to any other person in any manner whatsoever, except as otherwise permitted under the SEBI (Prohibition of Insider Trading) Regulations, 2015, or any other instance to the Chairman of the Audit Committee of the Board of Directors of the Company. The Policy is placed on the Company's website, viz., www.kil.net.in.

VIII. DISCLOSURE UNDER THE SEXUAL HARASSMENT OF WOMEN AT WORKPLACE (PREVENTION, PROHIBITION AND REDRESSAL) ACT, 2013:

During the period under review, the Company has complied with the provisions relating to the constitution of Internal Committee (the Committee) under the Sexual Harassment of Women at Workplace (Prevention, Prohibition and Redressal) Act, 2013.

The Committee comprises four members including one external member.

During the period under review, four meetings of the Committee were held on 20 May 2020, 5 August 2020, 15 October 2020 and 19 January 2021.

The Company has in place a Policy for Prevention of Sexual Harassment at workplace. This would, *inter alia*, provide a mechanism for the resolution, settlements or prosecution of acts or instances of sexual harassment at workplace and to ensure that all employees are treated with respect and dignity.

The details of complaints filed, disposed off and pending during the Financial Year pertaining to sexual harassment is provided in the Business Responsibility Report of this Report.

IX. CASH FLOW:

A Cash Flow Statement for the year ended 31 March 2021, is attached to the Balance Sheet as a part of the Financial Statements.

X. COMPLIANCES WITH RESPECT TO APPLICABLE SECRETARIAL STANDARDS:

During the period under review, the Company has complied with all the applicable secretarial standards.

XI. CORPORATE GOVERNANCE:

In terms of Regulation 34 (3) of the SEBI (Listing Obligations and Disclosure Requirements) Regulations, 2015, a Report on the Corporate Governance along with the Compliance Certificate issued by the Statutory Auditors of the Company is attached and forms part of the Annual Report.

XII. REMUNERATION RECEIVED BY THE MANAGING DIRECTOR / EXECUTIVE DIRECTOR FROM SUBSIDIARY COMPANIES:

Sr. No.	Name of Director	Designation	Remuneration received / receivable from Kirloskar Ferrous Industries Limited, Subsidiary Company (₹ in Crores)	Remuneration received /receivable from Wellness Space Developers Limited, Wholly Owned Subsidiary Company (₹ in Crores)
1	Mr. Mahesh Chhabria	Managing Director	0.599	Nil
2	Ms. Aditi Chirmule	Executive Director	Nil	Nil


XIII. BUSINESS RESPONSIBILITY REPORT (BRR):

The Regulations mandate the inclusion of the BRR as part of the Annual Report for top 1000 listed entities based on market capitalisation. In compliance with the Regulations, the Company has integrated BRR disclosures into the Annual Report.

ACKNOWLEDGEMENTS:

Your Directors would like to place on record their appreciation of the contribution made and support provided to the Company by the members, employees and bankers, during the year under Report.

For and on behalf of the Board of Directors



ATUL KIRLOSKAR
CHAIRMAN
DIN 00007387

Pune: 15 May 2021

ANNEXURE I TO THE BOARD'S REPORT

DISCLOSURES PURSUANT TO RULE 12 (9) OF THE COMPANIES (SHARE CAPITAL AND DEBENTURES) RULES, 2014, READ WITH REGULATION 14 OF THE SECURITIES AND EXCHANGE BOARD OF INDIA (SEBI) (SHARE BASED EMPLOYEE BENEFITS) REGULATIONS, 2014, READ WITH SEBI CIRCULAR DATED 16 JUNE 2015, ON ESAR DISCLOSURES FOR THE FINANCIAL YEAR ENDED 31 MARCH 2021

A. Relevant disclosures in terms of the 'IND AS 102 – Share - Based Payments' notified under Section 133 of the Companies Act, 2013, (the Act), read with the Companies (Indian Accounting Standards) Rules, 2015, as amended:

All the relevant disclosures in terms of the 'IND AS 102 – Share – Based Payments' notified under Section 133 of the Act, read with the Companies (Indian Accounting Standards) Rules, 2015, are made in the Financial Statements.

B. Diluted Earnings Per Share (EPS) pursuant to issue of shares on exercise of ESARs calculated in accordance with 'IND AS 33 - Earnings Per Share':

Diluted EPS of the Company is ₹ 27.30

C. Details related to Equity Settled Stock Appreciation Rights (ESARs) of the Company:

i. Description of ESARs that existed at any time during the year:

Sr. No.	Particulars	Kirloskar Industries Limited – Employees Stock Appreciation Rights Plan 2019 (KIL ESARP 2019)
a.	Date of members' approval	The members of the Company had passed Special Resolution through Postal Ballot on 29 December 2019.
b.	Date of grant	30 January 2020
c.	Total number of ESARs approved	4,85,000 (Four Lakhs Eighty-Five Thousand) ESARs, where one ESAR upon exercise shall entitle for lesser than one equity share of the Company.
d.	Vesting requirement	<p>a. For vesting of ESARS</p> <p>The ESARs granted under the KIL ESARP 2019 would vest after a minimum period of one (1) year but not later than a maximum period of four (4) years from the Grant Date of such ESARs.</p> <p>Based on being in continued employment with the Company or subsidiary company(ies).</p> <p>b. For exercise of ESARS</p> <p>Five (5) years from the date of vesting.</p>
e.	Exercise price or pricing formula	₹ 500 per ESAR
f.	Source of shares	Primary
g.	Variation in terms of options	Nil

ii. **Methods to account for KIL ESARP 2019:**

The Company uses Fair Value Method of accounting for ESARs, which is in accordance with IND AS 102.

iii. **The difference between the employee compensation cost computed using the intrinsic value of options and the employee compensation cost that shall have been recognised if it had used the fair value of the options:**

Not applicable.

iv. **Options movement during the year:**

Particulars	KIL ESARP 2019
Number of ESARs outstanding at the beginning of the period (Nos.)	4,70,898
Number of ESARs granted during the year	Nil
Number of ESARs cancelled during the year during year	Nil
Number of ESARs forfeited / lapsed during year	Nil
Number of ESARs vested during the year	2,14,449
Number of ESARs exercised during the year	Nil
Number of shares arising as a result of exercise of ESARs	Nil
Money realised by exercise of ESARs (INR), if scheme is implemented directly by the Company	Nil
Number of ESARs outstanding at the end of the year	4,70,898
Number of ESARs exercisable at the end of the year	2,14,449

v. **Weighted-average exercise price and weighted-average fair value of ESARs granted during the year, where exercise price is less than the market price on the date of grant:**

Particulars	KIL ESARP 2019 in ₹
Weighted-average exercise price	N.A.
Weighted-average Fair Value	N.A.

vi. Employee wise details (name of employee, designation, number of ESARs granted) during the Financial Year 2020-2021 to:
a) Senior Managerial Personnel:

Sr. No.	Name of Employee	Designation	No. of ESARs granted during the year 2019-2020	No. of ESARs granted during the Year 2020-2021	No. of ESARs vested during the Year 2020-2021
1	Mr. Mahesh Chhabria	Managing Director	2,31,000	Nil	1,15,500
2	Ms. Aditi Chirmule	Executive Director	48,540	Nil	24,270
3	Mr. Umesh Shastry	Chief Financial Officer	36,000	Nil	12,000
4	Mrs. Ashwini Mali	Company Secretary	24,270	Nil	12,135
5	Mr. Lokesh Gupta	Vice President Projects, Wellness Space Developers Limited, a Wholly Owned Subsidiary Company w.e.f. 01.01.2021	36,000	Nil	12,000
6	Mr. Chandrahas Charekar	Vice President Strategy and Co- ordination, Wellness Space Developers Limited, a Wholly Owned Subsidiary Company w.e.f. 01.01.2021	36,000	Nil	12,000
7	Mr. Jagdish Purandare	Head – Human Resource	18,000	Nil	6,000
		Total	4,29,810	Nil	1,93,905

Non-Executive Director:

Sr. No.	Name of Director	Designation	No. of ESARs granted during the year 2019-2020	No. of ESARs granted during the year 2020-2021	No. of ESARs vested during the Year 2020-2021
1.	Mr. Vinesh Kumar Jairath	Non-Executive Director	33,000	Nil	16,500
		Total	33,000	Nil	16,500

- b) **Any other employee / Non – Executive Director who receives a grant in any one year of ESARs amounting to 5% or more of ESARs granted during that year:**

Sr. No.	Name of Employee / Non-Executive Director	Designation	No. of ESARs granted during the year 2019-2020	No. of ESARs granted during the Year 2020-2021
1	Ms. Mahesh Chhabria	Managing Director	2,31,000	Nil
2	Ms. Aditi Chirmule	Executive Director	48,540	Nil
3	Mr. Umesh Shastry	Chief Financial Officer	36,000	Nil
4	Mrs. Ashwini Mali	Company Secretary	24,270	Nil
5	Mr. Lokesh Gupta	Vice President Projects, Wellness Space Developers Limited, a Wholly Owned Subsidiary Company w.e.f. 01.01.2021	36,000	Nil
6	Mr. Chandrahas Charekar	Vice President Strategy and Co-ordination Wellness Space Developers Limited, a Wholly Owned Subsidiary Company w.e.f.01.01.2021	36,000	Nil
7	Mr. Vinesh Kumar Jairath	Non-Executive Director	33,000	Nil

- c) **Identified employees who were granted ESARs, during any one year, equal to or exceeding 1% of the issued capital (excluding outstanding warrants and conversions) of the Company at the time of grant:**

Sr. No.	Name of Employee / Non-Executive Director	Designation	No. of ESARs granted during the year 2019-2020	No. of ESARs granted during the Year 2020-2021
1.	Mr. Mahesh Chhabria	Managing Director	2,31,000 (2.38%)	Nil

- vii. **Description of the method and significant assumption used during the year to estimate the fair value of ESARs including the following information:**

- The weighted-average values of share price, exercise price, expected volatility, expected option life, expected dividends, the risk-free interest rate and any other inputs to the model;
- The method used and the assumptions made to incorporate the effects of expected early exercise;
- How expected volatility was determined, including an explanation of the extent to which expected volatility was based on historical volatility; and
- Whether and how any other features of the ESARs grant were incorporated into the measurement of fair value, such as market condition.

Please refer Note No. 45 forming parts of the Financial Statements.

ANNEXURE II TO THE BOARD'S REPORT



SECRETARIAL AUDIT REPORT

[Pursuant to Section 204(1) of the Companies Act, 2013 and Rule No. 9 of the Companies (Appointment and Remuneration of Managerial Personnel) Rules, 2014, read with Regulation 24A of SEBI (Listing Obligations and Disclosure Requirements) Regulations, 2015]

FOR THE FINANCIAL YEAR ENDED 31ST MARCH 2021

To,
The Members, of
Kirloskar Industries Limited
Office No. 801, 8th Floor, Cello Platina,
Fergusson College Road, Shivajinagar,
Pune- 411005

I have conducted the secretarial audit of the compliance of applicable statutory provisions and the adherence to good corporate practices by **KIRLOSKAR INDUSTRIES LIMITED**, (CIN L70100PN1978PLC088972) (hereinafter called the Company). Secretarial Audit was conducted in a manner that provided me a reasonable basis for evaluating the corporate conducts / statutory compliances and expressing my opinion thereon.

Based on my verification of the Company's books, papers, minute books, forms and returns filed and other records maintained by the Company and also the information provided by the Company, its Officers, Agents and Authorised Representatives during the conduct of Secretarial Audit, I hereby report that in my opinion, the Company has, during the audit period covering the financial year ended on 31st March 2021, complied with the statutory provisions listed hereunder and also that the Company has proper Board-processes and compliance-mechanism in place to the extent, in the manner and subject to the reporting made hereinafter:

I have examined the books, papers, minute books, forms and returns filed and other records maintained by the Company for the financial year ended on 31st March 2021, according to the provisions of:

- (i) The Companies Act, 2013, (the Act) and the Rules made thereunder;
- (ii) The Securities Contracts (Regulation) Act, 1956, ('SCRA') and the Rules made thereunder;
- (iii) The Depositories Act, 1996 and the Regulations and Bye-laws framed thereunder;
- (iv) Foreign Exchange Management Act, 1999 and the Rules and Regulations made thereunder to the extent of Foreign Direct Investment, Overseas Direct Investment and External Commercial Borrowings;
[No incidence during the audit period, hence not applicable]

- (v) The following Regulations and Guidelines prescribed under the Securities and Exchange Board of India Act, 1992, ('SEBI Act') -
- (a) The Securities and Exchange Board of India (Substantial Acquisition of Shares and Takeovers) Regulations, 2011;
 - (b) The Securities and Exchange Board of India (Prohibition of Insider Trading) Regulations, 2015;
 - (c) The Securities and Exchange Board of India (Issue of Capital and Disclosure Requirements) Regulations, 2009; - [No incidence during the audit period, hence not applicable]
 - (d) The Securities and Exchange Board of India (Share Based Employee Benefits) Regulations, 2014;
 - (e) The Securities and Exchange Board of India (Issue and Listing of Debt Securities) Regulations, 2008; - [No incidence during the audit period, hence not applicable]
 - (f) The Securities and Exchange Board of India (Registrars to Issue and Share Transfer Agents) Regulations, 1993, regarding the compliance of the Act and dealing with client;
 - (g) The Securities and Exchange Board of India (Delisting of Equity Shares) Regulations, 2009; - [No incidence during the audit period, hence not applicable]
 - (h) The Securities and Exchange Board of India (Buyback of Securities) Regulations, 1998; - [No incidence during the audit period, hence not applicable]
- (vi) No other law is applicable specifically to the Company.

I have also examined compliance with the applicable clauses of the following:

- (i) Secretarial Standards issued by The Institute of Company Secretaries of India;
- (ii) The agreement entered into by the Company with the BSE Limited and National Stock Exchange of India Limited, as per the SEBI (Listing Obligations and Disclosure Requirements) Regulations, 2015;

During the period under review, the Company has complied with the provisions of the Act, Rules, Regulations, Guidelines, Standards, etc. mentioned above.

I further report that,

The Board of Directors of the Company is duly constituted with proper balance of Executive Directors, Non-Executive Directors and Independent Directors. The changes in the composition of the Board of Directors that took place during the period under review were carried out in compliance with the provisions of the Act.

Adequate notice is given to all directors to schedule the Board Meetings, agenda and detailed notes on agenda were sent at least seven days in advance (and a system exists for seeking and obtaining further information and clarifications on the agenda items before the meeting and for meaningful participation at the meeting.

All the decisions in the Board Meetings were taken unanimously during the audit period.

I further report that, there are adequate systems and processes in the Company commensurate with the size and operations of the Company to monitor and ensure compliance with applicable Laws, Rules, Regulations and Guidelines.

KIRLOSKAR INDUSTRIES LIMITED

A Kirloskar Group Company

I further report that, during the audit period, the Company has transferred its 'Real Estate Business Undertaking at Kothrud', on a going concern basis to its Wholly Owned Subsidiary of the Company, i.e., Wellness Space Developers Private Limited (now known as Wellness Space Developers Limited (WSDL)) by way of a 'Slump Sale' at a consideration of ₹ 75 Crores by executing the Business Transfer Agreement (BTA) dated 19 December 2020, between the Company and WSDL.

My report should be read along with the annexed Disclaimer letter of even date forming part of this report.

Sd/-

Mahesh J. Risbud

Practicing Company Secretary

FCS No.: 810

C P No.: 185

UCN: S1981MH000400

Date: 15 May 2021

Place: Pune

PR –1089/2021

UDIN: F000810C000304762



To,
The Members
Kirloskar Industries Limited
Pune

My report of even date is to be read along with this annexure:

1. Maintenance of record is the responsibility of the management of the Company. My responsibility is to express my opinion on these records based on my audit.
2. The compliance of the provisions of Corporate and other applicable Laws, Rules, Regulations, Standards, is the responsibility of the management. My examination was limited to the verification of procedures on test basis.
3. I have followed the audit practices and process as were appropriate to obtain reasonable assurance about the correctness of the contents of the records. The verification was done on test basis / check lists basis to ensure that correct facts are reflected in records. I believe that the processes and practices, I followed provide a reasonable basis for my opinion.
4. I have not verified the correctness and appropriateness of financial records and Books of Accounts of the Company.
5. Where ever required, I have obtained the Management representation about the compliance of Laws, Rules and Regulations and happening of events etc.
6. The Secretarial Audit report is neither an assurance as to the future viability of the Company nor of the efficacy or effectiveness with which the management has conducted the affairs of the Company.

Note: In view Covid 19 impacted position this report has been given on the basis of records and documents received from the Company or its Agents from time to time through electronic means.

Sd/-
Mahesh J. Risbud

Place: Pune
Date: 15 May 2021
FCS No.: 810
C. P. No.: 185
UCN: S1981MH000400

ANNEXURE III TO THE BOARD'S REPORT**ANNUAL REPORT ON CORPORATE SOCIAL RESPONSIBILITY ACTIVITIES**

(Pursuant to Section 135 of the Companies Act, 2013 and Rule 8 (1) of the Companies (Corporate Social Responsibility Policy) Rules, 2014, read with the Companies (Corporate Social Responsibility Policy) Amendment Rules, 2021)

1. A brief outline of the Company's Corporate Social Responsibility (CSR) Policy, of the Company:

Corporate Social Responsibility (CSR) activities are based on the CSR Policy. The Company's main focus is on education, environment and health.

CSR policy is available on the website of the Company, viz., www.kil.net.in.

2. Composition of CSR Committee:

Sr. No.	Name of the Director	Designation / Nature of directorship	Number of meetings of CSR Committee held during the year	Number of meetings of CSR Committee attended during the year
1	Mr. Anil Alawani	Chairman of the Committee, Non-Executive Non-Independent Director	3	3
2	Ms. Aditi Chirmule	Executive Director	3	3
3	Mr. Sunil Shah Singh	Independent Director	3	3

3. Provide the web-link where composition of CSR Committee, CSR Policy and CSR Projects approved by the Board are displayed on the website of the Company:

- Composition of CSR Committee: <https://www.kil.net.in/composition-committees.html>
- CSR Policy: https://www.kil.net.in/policies/n10/CorporateSocialResponsibility_Policy.pdf
- CSR Projects approved by the Board: <https://www.kil.net.in/csrprojects.html>

4. Provide the details of impact assessment of CSR projects carried out in pursuance of Sub-rule (3) of Rule 8 of the Companies (Corporate Social Responsibility Policy) Rules, 2014, if applicable:

Not applicable

5. Details of the amount available for set off in pursuance of Sub-rule (3) of Rule 7 of the Companies (Corporate Social Responsibility Policy) Rules, 2014 and amount required for set off for the financial year, if any:

Sr. No.	Financial Year	Amount available for set off from preceding financial year (in ₹)	Amount required to be set off for the financial year, if any (in ₹)
1	2020-2021	Nil	1.25

6. Average net profit of the Company as per Section 135 (5): ₹ 1,437 lakhs
7. a. Two percent of average net profit of the Company as per Section 135 (5): ₹ 28.75 lakhs.
b. Surplus arising out of the CSR projects or programmes or activities of the previous financial years: Nil
c. Amount required to be set off for the financial year: Nil
d. Total CSR obligation for the Financial Year (7a+7b-7c): ₹ 28.75 lakhs
8. a. CSR amount spent or unspent for the Financial Year:

Total amount spent for the Financial Year (₹ in lakhs)	Amount unspent (₹ in lakhs)				
	Total amount transferred to unspent CSR amount as per Section 135 (6)		Amount transferred to any fund specified under Schedule VII as per second proviso to Section 135 (5)		
	Amount	Date of transfer	Name of the fund	Amount	Date of transfer
30.00	NA	NA	NA	NA	NA

- b. Details of CSR amount spent against ongoing projects for the Financial Year:

(₹ in lakhs)

1	2	3	4	5		6	7	8	9	10	11	
Sr. No.	Name of the project	Item from the list of activities in Schedule VII to the Act	Local area (Yes / No)	Location of the project		Project duration	Amount allocated for the project (in ₹)	Amount spent in the current Financial Year (in ₹)	Amount transferred to unspent CSR Account for the project as per Section 135(6) (in ₹)	Mode of implementation	Mode of implementation through Implementing Agency	
				State	Dis-trict						Direct (Yes / No)	Name
	Nil	NA	NA	NA	NA	NA	NA	NA	NA	NA	NA	NA

c. Details of CSR amount spent against other than ongoing projects for the financial year:
(₹ in lakhs)

1	2	3	4	5		6	7	8	
Sr. No.	Name of the project	Item from the list of activities in Schedule VII to the Act	Local area (Yes / No)	Location of the project		Amount spent for the project (₹ in lakhs)	Mode of implementation - Direct (Yes / No)	Mode of implementation - through Implementing Agency	
				State	District			Name	CSR Registration No.
1	Kirloskar Institute of Management Studies (KIAMS) - Employees Salary Harihar and Pune Campus	Education	Yes	Maharashtra	Pune	25.00	No	KIAMS	CSR00004586
2	S. L. Kirloskar CSR Foundation (SLK) – Corpus Fund	Health and Hygiene	Yes	Maharashtra	Pune	5.00	No	SLK	CSR00003594

d. Amount spent in Administrative Overheads: Nil

e. Amount spent on Impact Assessment, if applicable: Not applicable

f. Total amount spent for the Financial Year (8b+8c+8d+8e): ₹ 30 lakhs

g. Excess amount for set off, if any: Nil

Sr. No.	Particular	Amount (₹ in lakhs)
(i)	Two percent of average net profit of the company as per Section 135 (5)	28.75
(ii)	Total amount spent for the Financial Year	30.00
(iii)	Excess amount spent for the Financial Year [(ii)-(i)]	1.25
(iv)	Surplus arising out of the CSR projects or programmes or activities of the previous financial years, if any	Nil
(v)	Amount available for set off in succeeding financial years [(iii)-(iv)]	1.25

9 a. Details of unspent CSR amount for the preceding three financial years:

(₹ in lakhs)

Sr. No.	Preceding Financial Year	Amount transferred to unspent CSR Account under Section 135 (6) (in ₹)	Amount spent in the reporting Financial Year (in ₹)	Amount transferred to any fund specified under Schedule VII as per section 135 (6), if any			Amount remaining to be spent in succeeding Financial Years (in ₹)	
				Name of the Fund	Amount (in ₹)	Date of transfer	Name	CSR Registration No.
	Nil	NA	NA	NA	NA	NA	NA	NA

b. Details of CSR amount spent in the financial year for ongoing projects of the preceding financial year(s):

(₹ in lakhs)

1	2	3	4	5		6	7	8	9
Sr. No.	Project ID	Name of the project	Financial Year in which the project was commenced	Project duration		Total amount allocated for the project (in ₹)	Amount spent on the project in the reporting Financial Year (in ₹)	Cumulative amount spent at the end of reporting Financial Year (in ₹)	Status of the project - Completed / Ongoing.
				State	District				
	Nil	NA	NA	NA		NA	NA	NA	NA

10. In case of creation or acquisition of Capital asset, furnish the details relating to the asset so created or acquired through CSR spent in the Financial Year (asset wise details):

- Date wise creation: Not applicable
- Amount of CSR spent for creation or acquisition of capital asset: Not applicable
- Details of the entity or public authority or beneficiary under whose name such capital asset is registered, their address etc.: Not applicable
- Provide details of the capital asset(s) created or acquired (including complete address and location of the capital asset): Not applicable

11. Specify the reason(s), if the Company has failed to spend two per cent of the average net profit as per Section 135 (5) : Not applicable

Sd/-
Aditi Chirmule
Executive Director
DIN 01138984

Sd/-
Anil Alawani
Chairman
CSR Committee
DIN 00036153

Sd/-
Umesh Shastry
Chief Financial Officer

ANNEXURE IV TO THE BOARD'S REPORT
INFORMATION FORMING PART OF THE BOARD'S REPORT PURSUANT TO RULE 5 OF THE COMPANIES (APPOINTMENT AND REMUNERATION OF MANAGERIAL PERSONNEL) AMENDMENT RULES, 2016


Sr. No.	Particulars		
i.	The ratio of remuneration of each Director to the median remuneration of the employees of the Company for the financial year	Name of Director	Ratio
		Mr. Atul Kirloskar, Chairman	0.26
		Mr. Mahesh Chhabria, Managing Director	26.30
		Ms. Aditi Chirmule, Executive Director	6.40
		Mr. Nihal Kulkarni	0.15
		Mr. Anil Alawani	0.41
		Mr. Tejas Deshpande	0.40
		Mr. Sunil Shah Singh	0.41
		Mr. D. Sivanandhan	0.30
		Mr. Vinesh Kumar Jairath	0.84
		Mr. Ashit Parekh	0.28
		Mr. Satish Jamdar	0.41
		Mrs. Mrunalini Deshmukh	0.15
ii.	The percentage increase in remuneration of each Director, Chief Financial Officer, Chief Executive Officer, Company Secretary or Manager, if any, in the financial year	Name of Director / Chief Financial Officer / Company Secretary	Percentage Increase / (Decrease) in the remuneration
		Mr. Atul Kirloskar, Chairman	(43.40)
		Mr. Mahesh Chhabria, Managing Director	4.10
		Ms. Aditi Chirmule, Executive Director	10.57
		Mr. Nihal Kulkarni	(44.00)
		Mr. Anil Alawani	(46.70)
		Mr. Tejas Deshpande	(32.40)
		Mr. Sunil Shah Singh	(35.80)
		Mr. D. Sivanandhan	(39.30)
		Mr. Vinesh Kumar Jairath	42.60
		Mr. Ashit Parekh	(52.30)
		Mr. Satish Jamdar	(48.40)
		Mr. Mrunalini Deshmukh	(44.00)
		Mr. Umesh Shastry	Nil
Mrs. Ashwini Mali	Nil		
iii.	The percentage increase in the median remuneration of employees in the financial year	Nil	
iv.	The number of permanent employees on the rolls of Company	14 including Managing Director and Executive Director	

v.	<p>Average percentile increase already made in the salaries of employees other than the managerial personnel in the last financial year and</p> <p>its comparison with the percentile increases in the managerial remuneration and justification thereof and point out if there are any exceptional circumstances for increase in the managerial remuneration</p>	<p>Nil (on annualised basis)</p> <p>Nil (on annualised basis)</p> <p>There are no exceptional circumstances for increase in the managerial remuneration.</p>
vi.	<p>Affirmation that the remuneration is as per the Remuneration Policy of the Company</p>	<p>The Board affirms that the remuneration is as per the Nomination and Remuneration Policy of the Company.</p>
vii.	<p>Statement showing the name of top ten employees in terms of remuneration drawn and the name of every employee, who</p> <p>(i) if employed throughout the financial year, was in receipt of remuneration for that year which, in the aggregate, was not less than one crore and two lakh rupees;</p> <p>(ii) if employed for a part of the financial year, was in receipt of remuneration for any part of that year, at a rate which, in the aggregate, was not less than eight lakh and fifty thousand rupees per month;</p> <p>(iii) if employed throughout the financial year or part thereof, was in receipt of remuneration in that year which, in the aggregate or as the case may be, at a rate which, in the aggregate, is in excess of that drawn by the Managing Director or Whole Time Director or Manager and holds by himself or along with his spouse and dependent children, not less than two percent of the equity shares of the Company.</p> <p>It shall also indicate:</p> <p>(i) Designation of the employee;</p> <p>(ii) remuneration received;</p> <p>(iii) nature of employment, whether contractual or otherwise;</p> <p>(iv) qualifications and experience of the employee;</p> <p>(v) date of commencement of employment;</p> <p>(vi) the age of such employee;</p> <p>(vii) the last employment held by such employee before joining the company;</p> <p>(viii) the percentage of equity shares held by the employee in the Company within the meaning of clause (iii) of sub-rule (2) of the Companies (Appointment and Remuneration of Managerial Personnel) Rules, 2014; whether any such employee is a relative of any Director or Manager of the Company and if so, name of such Director or Manager.</p>	<p>Refer Annexure A</p>

Annexure A

Sr. No.	Particulars	
1	Name and Designation	Mr. Mahesh Chhabria, Managing Director
2	Remuneration received (₹ in Crores)	3.94
3	Nature of employment, whether contractual or otherwise	Contractual
4	Qualification	B. Com, ACA
5	Experience (Years)	32 years
6	Date of commencement of employment	4 July 2017
7	Age	57 years
8	Last employment before joining the Company	Designation: Partner Name of the Company: Actis Advisers Pvt. Ltd.
9	The percentage of equity shares held	0.22%
10	Whether any such employee is a relative of any Director or Manager of the Company and if so, name of such Director	No

For and on behalf of the Board of Directors



ATUL KIRLOSKAR
CHAIRMAN
DIN 00007387

Pune: 15 May 2021

REPORT ON CORPORATE GOVERNANCE

[Pursuant to Regulation 34 (3) read with Schedule V of SEBI (Listing Obligations and Disclosure Requirements) Regulations, 2015, (the Regulations)]

1. COMPANY'S PHILOSOPHY ON CODE OF CORPORATE GOVERNANCE:

The Company's philosophy of Corporate Governance aims at establishing and practicing a system of good corporate governance which will assist the management in managing the Company's business in an efficient and transparent manner towards fulfilling the corporate objectives and to meet the obligations and best subserve the interest of its stakeholders. This philosophy has been strengthened by adoption of a Code of Conduct for Board of Directors and Senior Management, Code of Conduct for Regulating, Monitoring and Reporting of Trading by Designated Persons and Immediate Relatives of Designated Persons of the Company and also re-enforcing our commitment towards Corporate Sustainability.

2. BOARD OF DIRECTORS:

a. Composition of the Board:

The Board of Directors comprises twelve Directors as on 31 March 2021.

The composition of the Board is as under:

Category of Directors	No. of Directors
Managing and Executive	2
Non-Executive and Independent	6
Non-Executive and Non-Independent	4
Total *	12

* Out of 12 Directors 2 are Women Directors.

b. Number of Board Meetings:

During the Financial Year under review, 5 meetings of the Board of Directors were held on 22 June 2020, 13 August 2020, 6 November 2020, 19 December 2020 and 5 February 2021.

c. Directors' attendance record and directorships held:

- I. The information on composition of the Board, category of Directors, attendance of each Director at Board Meetings held during the Financial Year 2020-2021 and the Annual General Meeting (AGM) held on 27 August 2020, Directorships and Committee positions in other public companies of which the Director is a Member / Chairman / Chairperson, the shareholding of Non-Executive Directors (Refer Table A) and the names of the listed entities in which the Directors hold directorship and category thereof (Refer Table B), as at 31 March 2021, is as follows:

KIRLOSKAR INDUSTRIES LIMITED

A Kirloskar Group Company

Table A:

Sr. No.	Category of Director and name of Director	Number of shares held by Non-Executive Directors	Number of Directorships held in other public limited companies *	Number of Committee positions held in other public limited companies **		Attendance at Meetings	
				Chairman / Chairperson	Member	Board	AGM
Managing Director / Executive Director							
1	Mr. Mahesh Chhabria, Managing Director	NA	7	3	1	5	Present
2	Ms. Aditi Chirmule, Executive Director	NA	Nil	Nil	Nil	4	Present
Non-Executive and Non-Independent Directors							
3	Mr. Atul Kirloskar ***	12,83,562	4	1	Nil	5	Present
4	Mr. Nihal Kulkarni ***	5,89,296	3	Nil	1	4	Present
5	Mr. Anil Alawani	2,285	1	Nil	2	5	Present
6	Mr. Vinesh Kumar Jairath	Nil	5	Nil	6	5	Present
Non-Executive and Independent Directors							
7	Mr. Tejas Deshpande	Nil	3	2	Nil	5	Present
8	Mr. Sunil Shah Singh	Nil	3	2	1	5	Present
9	Mr. D. Sivanandhan	Nil	7	2	5	5	Present
10	Mr. Ashit Parekh	Nil	Nil	Nil	Nil	5	Present
11	Mr. Satish Jamdar	Nil	1	Nil	1	4	Present
12	Mrs. Mrunalini Deshmukh	Nil	1	Nil	Nil	4	Present

* Excludes directorships in private limited companies, foreign companies and companies under Section 8 of the Companies Act, 2013.

** For the purpose of reckoning the limit on committee positions, chairmanship / membership of the Audit Committee and the Stakeholders' Relationship Committee are considered as per Regulation 26 (1) (b) of the Regulations.

*** Deemed as Promoters within the meaning of the Securities and Exchange Board of India (SEBI) (Substantial Acquisition of Shares and Takeovers) Regulations, 2011.

Notes:

- None of the Directors on the Board is a member of more than ten Committees and Chairperson of more than five Committees in all public limited companies whether listed or not, in which he is a director. All the Directors have made the requisite disclosures regarding committee positions held by them in other public limited companies.
- As on 31 March 2021, none of the current Directors are related to each other within the meaning of Section 2 (77) of the Companies Act, 2013 and Rules thereunder.

Table B:

Sr. No.	Name of Director	Name of the other listed entities in which Director holds Directorship	Category of Directorship
Managing Director / Executive Director			
1	Mr. Mahesh Chhabria, Managing Director	1. Kirloskar Ferrous Industries Limited	Non-Independent and Non-Executive Director
		2. Kirloskar Oil Engines Limited	Non-Independent and Non-Executive Director
		3. Tube Investments of India Limited	Independent and Non-Executive Director
		4. Kirloskar Pneumatic Company Limited	Non-Independent and Non-Executive Director
		5. Wabco India Limited	Independent and Non-Executive Director
2	Ms. Aditi Chirmule, Executive Director	Nil	Nil
Non-Executive and Non-Independent Directors			
3	Mr. Atul Kirloskar	1. Kirloskar Oil Engines Limited	Executive Chairman
		2. Kirloskar Ferrous Industries Limited	Chairman, Non-Independent and Non-Executive Director
		3. Kirloskar Pneumatic Company Limited	Non-Independent and Non-Executive Director
4	Mr. Nihal Kulkarni	1. Kirloskar Oil Engines Limited	Non-Independent and Non-Executive Director
		2. G. G. Dandekar Machine Works Limited	Chairman, Non-Independent and Non-Executive Director
5	Mr. Anil Alawani	1. Kirloskar Ferrous Industries Limited	Non-Independent and Non-Executive Director
6	Mr. Vinesh Kumar Jairath	1. The Bombay Dyeing and Manufacturing Company Limited	Independent and Non-Executive Director
		2. Wockhardt Limited	Independent and Non-Executive Director
		3. Kirloskar Oil Engines Limited	Non-Independent and Non-Executive Director
		4. Bombay Burmah Trading Corporation Limited	Independent and Non-Executive Director
7	Mr. Tejas Deshpande	1. Valecha Engineering Limited	Independent and Non-Executive Director
		2. Kirloskar Pneumatic Company Limited	Independent and Non-Executive Director
8	Mr. Sunil Shah Singh	1. Kirloskar Oil Engines Limited	Independent and Non-Executive Director
		2. Kirloskar Pneumatic Company Limited	Independent and Non-Executive Director
		3. ITD Cementation India Limited	Independent and Non-Executive Director
Non-Executive and Independent Directors			
9	Mr. D. Sivanandhan	1. United Spirits Limited	Independent and Non-Executive Director
		2. Forbes and Company Limited	Independent and Non-Executive Director
		3. Inditrade Capital Limited	Independent and Non-Executive Director
10	Mr. Ashit Parekh	Nil	Nil
11	Mr. Satish Jamdar	1. Kirloskar Oil Engines Limited	Independent and Non-Executive Director
12	Mrs. Mrunalini Deshmukh	1. Kirloskar Oil Engines Limited	Independent and Non-Executive Director

Note:

None of the Directors on the Board of the Company is a Director of more than seven listed entities nor an Independent Director of more than seven listed entities as at 31 March 2021.

d. Meeting of Independent Directors:

The meeting of Independent Directors was held on Wednesday, 24 February 2021, to discuss, *inter alia*:

- (a) the performance of Non-Independent Directors and the Board as a whole;
- (b) the performance of the Chairman of the Company, taking into account the views of the Managing Director, the Executive Director and Non-Executive Directors;
- (c) the quality, quantity and timeliness of flow of information between the management of the Company and the Board that is necessary for the Board to effectively and reasonably perform their duties.

e. Familiarisation program for Independent Directors:

Independent Directors of the Company are made aware of their role, rights and responsibilities at the time of their appointment, through a formal letter of appointment, which also stipulates various terms and conditions of their engagement. Further copies of 'Code of Conduct for the Board of Directors and Senior Management of the Company', 'Code of Conduct for Regulating, Monitoring and Reporting of Trading by Designated Persons and Immediate Relatives of Designated Persons of the Company', 'Code of Practices and Procedures for Fair Disclosure of Unpublished Price Sensitive Information of the Company' (Code of Conducts) and Policies adopted by the Board as per regulatory provisions are made available to Independent Directors at the time of joining.

All Board Members are made aware of all the latest applicable legal, regulatory and business developments / updates, by way of presentations where Directors have an opportunity to interact with Key Management Personnel. Presentations cover, *inter alia*, includes quarterly and annual results, budgets, review of internal audit report, information on business performance, operations, financial parameters, senior management change, major litigations, compliances, risk management and regulatory scenarios and such other areas as may arise from time to time.

The details of such familiarisation programs have been put on the website of the Company at www.kil.net.in.

f. Code of Conduct:

The Company has laid down a Code of Conduct for all the Board members and Senior Management Personnel. The Code of Conduct is available on the Company's website, viz., www.kil.net.in.

All the Board members and Senior Management Personnel have affirmed compliance with the Code of Conduct. A declaration to this effect signed by the Managing Director forms part of this Report.

g. Information supplied to the Board:

The agenda is circulated well in advance to the Board members. The items in the agenda are backed by comprehensive background information to facilitate meaningful discussions and enable the Board to take appropriate decisions. As part of the process of good governance, the agenda also includes the progress on the decisions taken by the Board in its previous meeting(s). A board portal is made available that allows the Board of Directors to securely access Board documents and collaborate with other Board members electronically.

The Board also, *inter alia*, reviews quarterly / half yearly / annual results, the strategy of business, annual operating plan, reports for all laws applicable to the Company, review of major legal cases, minutes of Meetings of Committees of the Board, review of internal control framework and risk management, etc. The required information as enumerated in Part A of Schedule II of

the Regulations, is made available to the Board of Directors for discussions and consideration at Board Meetings. The Board is also kept informed of major events / items and approvals are taken, wherever necessary. As a part of good corporate governance, the Board Charter has drawn up setting out roles / terms of references and processes of functioning of the Board including Committees of the Board.

- h. The table below summarises core skills / expertise / competencies identified by the Board of Directors as required and available with the Board in the context of business of the Company for its effective functioning is as follows:**

Sr. No.	Core Skills / Expertise / Competencies
1	Strategy
2	Risks
3	Finance
4	Legal
5	Security Systems
6	Corporate Restructuring
7	Infrastructure Planning and Development

Following is the table containing areas of core skills / expertise / competencies of individual Board Members. However, the absence of a mark against a member's name does not necessarily mean the member does not possess the corresponding skill / expertise / competencies:

Sr. No.	Name of Director	Core Skills / Expertise / Competencies						
		Strategy	Risks	Finance	Legal	Security Systems	Corporate Restructuring	Infrastructure Planning and Development
1	Mr. Atul Kirloskar	√	√	√	√		√	
2	Mr. Mahesh Chhabria, Managing Director	√	√	√	√		√	√
3	Ms. Aditi Chirmule, Executive Director	√	√	√	√		√	
4	Mr. Nihal Kulkarni	√		√			√	
5	Mr. Anil Alawani	√		√	√		√	
6	Mr. Vinesh Kumar Jairath	√	√	√	√			√
7	Mr. Tejas Deshpande	√	√	√	√			
8	Mr. Sunil Shah Singh	√	√	√				√
9	Mr. D. Sivanandhan	√	√			√		√
10	Mr. Ashit Parekh	√	√					√
11	Mr. Satish Jamdar	√	√				√	√
12	Mrs. Mrunalini Deshmukh	√			√			

i. Confirmation on declarations given by Independent Directors:

All Independent Directors have given declarations that they meet the criteria of independence as laid down under Section 149 (6) of the Companies Act, 2013 and Regulation 16 (1) (b) of the Regulations.

The Board of Directors, after due assessment of veracity of the declarations received from the Independent Directors to the extent possible, confirms that, Independent Directors fulfill the conditions specified in the Regulation 25 (8) of the Regulations and they are independent of the management.

j. Reasons for the resignation of Independent Directors during the Financial Year 2020-2021, if any:

No Independent Director resigned during the Financial Year 2020-2021.

3. AUDIT COMMITTEE:**a. Composition:**

The Audit Committee (the Committee) comprises six Non-Executive Directors, out of which four are Independent Directors.

During the Financial Year under review, 5 meetings of the Committee were held on 22 June 2020, 13 August 2020, 6 November 2020, 19 December 2020 and 5 February 2021.

The Composition of the Committee and attendance at its meetings is given below:

Sr. No.	Name of the Member Director	Category of Directorship	Number of Meetings Attended
1	Mr. Sunil Shah Singh (Chairman)	Non-Executive Independent Director	5
2	Mr. Tejas Deshpande	Non-Executive Independent Director	5
3	Mr. D. Sivanandhan	Non-Executive Independent Director	5
4	Mr. Satish Jamdar	Non-Executive Independent Director	4
5	Mr. Vinesh Kumar Jairath	Non-Executive Non-Independent Director	5
6	Mr. Anil Alawani	Non-Executive Non-Independent Director	5

The Company Secretary acts as the Secretary of the Committee. The Managing Director, the Executive Director and the Chief Financial Officer attend the Audit Committee meetings. The representatives of the Statutory Auditors and the Internal Auditors are invited to the meetings.

Mr. Sunil Shah Singh, Chairman of the Committee, was present at the Annual General Meeting of the Company held on Thursday, 27 August 2020.

b. Terms of reference:

The terms of reference of the Committee include, the matters specified under Regulation 18 (3) read with Part C of Schedule II of the Regulations as well as those specified in Section 177 of the Companies Act, 2013 and *inter alia* includes the following:

1. Oversight of the Company's financial reporting process and the disclosures of its financial information to ensure that, the Financial Statement is correct, sufficient and credible.
2. Recommendation for appointment, remuneration and terms of appointment of Auditors of the Company.

3. Approval of payment to Statutory Auditors for any other services rendered by the Statutory Auditors.
4. Reviewing, with the management, the Annual Financial Statements and Auditor's Report thereon before submission to the Board, for approval, with particular reference to:
 - a) matters required to be included in the Director's Responsibility Statement to be included in the Board's Report in terms of Clause (c) of Sub-section 3 of Section 134 of the Companies Act, 2013;
 - b) changes, if any, in accounting policies and practices and reasons for the same;
 - c) major accounting entries involving estimates based on the exercise of judgment by the management;
 - d) significant adjustments made in the Financial Statements arising out of audit findings;
 - e) compliance with listing and other legal requirements relating to the Financial Statements;
 - f) disclosure of any related party transactions;
 - g) modified opinion(s) in the draft Audit Report.
5. Reviewing, with the management, the Quarterly Financial Statements before submission to the Board for approval.
6. Reviewing, with the management, the statement of uses / application of funds raised through an issue (public issue, rights issue, preferential issue, etc.), the statement of funds utilised for purposes other than those stated in the offer document / prospectus / notice and the report submitted by the monitoring agency monitoring the utilisation of proceeds of a public or rights issue and making appropriate recommendations to the Board to take up steps in this matter.
7. Reviewing and monitoring the Auditor's independence and performance and effectiveness of audit process.
8. Approval or any subsequent modification of transactions of the Company with related parties.
9. Scrutiny of inter-corporate loans and investments.
10. Valuation of undertakings or assets of the Company, wherever it is necessary.
11. Evaluation of internal financial controls and risk management systems.
12. Reviewing, with the management, performance of Statutory and Internal Auditors, adequacy of the internal control systems.
13. Reviewing the adequacy of internal audit function, if any, including the structure of the internal audit department, staffing and seniority of the official heading the department, reporting structure coverage and frequency of internal audit.
14. Discussion with Internal Auditors of any significant findings and follow up thereon.
15. Reviewing the findings of any internal investigations by the Internal Auditors into matters where there is suspected fraud or irregularity or a failure of internal control systems of a material nature and reporting the matter to the Board.
16. Discussion with Statutory Auditors before the audit commences, about nature and scope of audit as well as post-audit discussion to ascertain any area of concern.

17. Looking into the reasons for substantial defaults in the payment to the depositors, debenture holders, shareholders (in case of non-payment of declared dividends) and creditors.
18. Reviewing the functioning of the Whistle Blower Mechanism.
19. Approval of appointment of Chief Financial Officer after accessing the qualifications, experience and background, etc. of the candidate.
20. Mandatorily reviewing the following information:
 - A. management discussion and analysis of financial condition and results of operations;
 - B. statement of significant related party transactions (as defined by the Committee), submitted by the management;
 - C. management letters / letters of internal control weaknesses issued by the Statutory Auditors;
 - D. Internal Audit Reports relating to internal control weaknesses;
 - E. the appointment, removal and terms of remuneration of the Chief Internal Auditor shall be subject to review by the Committee; and
 - F. statement of deviations:
 - A. quarterly statement of deviation(s) including report of monitoring agency, if applicable, submitted to the stock exchange(s) in terms of Regulation 32 (1) of the Regulations;
 - B. annual statement of funds utilised for purposes other than those stated in the offer document / prospectus / notice in terms of Regulation 32 (7) of the Regulations.
21. Carrying out any other function as is mentioned in the terms of reference of the Committee.
22. Reviewing the utilisation of loans and / or advances from / investments by the holding company in the subsidiary exceeding rupees 100 crore or 10% of the asset size of the subsidiary, whichever is lower including existing loans / advances / investments.
23. Reviewing the compliance with the provisions of Insider Trading Regulations, 2015 and amendments thereof, from time to time, at least once in a financial year and shall verify that the systems for internal control are adequate and are operating effectively.

c. Powers of the Audit Committee:

- To investigate any activity within its terms of reference.
- To seek information from any employee.
- To obtain outside legal or other professional advice.
- To secure attendance of outsiders with relevant expertise, if it considers necessary.

4. NOMINATION AND REMUNERATION COMMITTEE:**a. Composition:**

The Nomination and Remuneration Committee (the Committee) comprises four Non-Executive Directors, out of which two Directors are Independent Directors.

During the Financial Year under review, three meetings of the Committee were held on 22 June 2020, 6 November 2020 and 5 February 2021.

The composition of the Committee and attendance at its meeting is given below:

Sr. No.	Name of the Member Director	Category of Directorship	Number of Meetings Attended
1	Mr. Satish Jamdar (Chairman)	Non-Executive Independent Director	3
2	Mr. Sunil Shah Singh	Non-Executive Independent Director	3
3	Mr. Atul Kirloskar	Non-Executive Non-Independent Director	3
4	Mr. Anil Alawani	Non-Executive Non-Independent Director	3

b. Terms of reference:

The terms of reference of the Committee include, the matters specified under Regulation 19 (4) read with Part D of Schedule II of the Regulations, Securities and Exchange Board of India (Share Based Employee Benefits) Regulations, 2014, (SEBI SBEB Regulations) as well as those specified in Section 178 of the Companies Act, 2013 and *inter alia*, includes the following:

- i. Formulation of the criteria for determining qualifications, positive attributes and independence of a director and recommend to the Board a policy, relating to the remuneration of the directors, key managerial personnel and other employees.
- ii. Formulation of criteria for evaluation of performance of independent directors and the Board of Directors.
- iii. Devising a policy on diversity of Board of Directors.
- iv. Identifying persons who are qualified to become directors and who may be appointed in senior management in accordance with the criteria laid down and recommend to the Board of Directors their appointment and removal.
- v. Whether to extend or continue the term of appointment of independent director, on the basis of the report of performance evaluation of independent directors.
- vi. Formulation of detailed terms and conditions of the schemes under the SEBI SBEB Regulations, as may be amended time to time.
- vii. Recommend to the Board, all remuneration, in whatever form payable to senior management.
- viii. To review succession planning mechanism and recommend changes / modifications thereto, if required, to the Board for its consideration.
- ix. To seek professional guidance in succession planning mechanism, if required and to set terms and conditions, including as to remuneration, in this regard, in consultation with the Chairman of the Board.

- x. To constitute a panel comprising of such members of the Committee and external experts if any, as it deems fit, for identifying candidates to fill vacancies at the level of the whole time directors and senior management level and to recommend appointment of Whole Time Directors and Senior Management Personnel, as and when required and set the terms and conditions, including as to remuneration of panelists, in consultation with the Chairman of the Board.

c. Criteria for performance evaluation:

The annual evaluation of Directors is made on the following criteria:

- i. attendance for the meetings, participation and independence during the meetings;
- ii. interaction with management;
- iii. role and accountability of the Board; and
- iv. knowledge and proficiency.

5. REMUNERATION TO DIRECTORS:

- I. The Board has on the recommendation of the Nomination and Remuneration Committee (the Committee) adopted the 'Nomination and Remuneration Policy' for selection and appointment of Directors, Key Managerial Personnel (KMP) and Senior Management Personnel and their remuneration. The policy is available on the website of the Company, viz., www.kil.net.in.

a. Whole-time Director:

The Company pays remuneration by way of salary, perquisites and allowances (fixed component) and commission (variable component) to the Managing Director and the Executive Director. The commission to the Managing Director and the Executive Director is recommended by the Committee on determination of the profits for the Financial Year and based on the performance evaluation of the Managing Director and the Executive Director, also approved by the Board of Directors. The members at the Annual General Meeting of the Company held on 8 August 2019, accorded their approval to the Board of Directors to decide and to pay in respect of any financial year, managerial remuneration which may exceed 5% of the net profits of the Company to any one managing director or whole-time director or manager and / or which may exceed 10% of the net profits of the Company, if there is more than one such director, to all such directors and manager taken together and / or the total managerial remuneration payable to all the directors including managing director or whole-time director or manager, which may exceed 11% of the net profits of the respective financial year computed in the manner laid down in Section 198 of the Companies Act, 2013. The remuneration to the Managing Director and the Executive Director is in accordance with the provisions of the Companies Act, 2013 and Rules thereunder.

b. Non-Executive Directors

The members at the Annual General Meeting of the Company held on 8 August 2019, accorded their approval to the Board of Directors to decide and to pay the remuneration by way of commission (over and above the payment of sitting fee(s)) to the Directors of the Company (other than Managing Director / Executive Director or a Director who is in the Whole time employment of the Company), which may exceed 1% per annum of the Net Profit of the Company computed in the manner laid down in Section 198 and other applicable provisions, if any, of the Companies Act, 2013, for each Financial Year.

Upon the recommendation of the Committee and based on the performance evaluation of each of the Non-Executive Directors, the Board of Directors decides the remuneration to them by way of commission.

The sitting fee of ₹ 40,000 per meeting of the Board, ₹ 25,000 per meeting of the Audit Committee, Risk Management Committee and Nomination and Remuneration Committee, ₹ 10,000 per meeting of the Corporate Social Responsibility Committee and Stakeholders' Relationship Committee, attended by the Non-Executive Directors is payable to them.

On the recommendation the Committee, the Board of Directors in its meeting held on 22 June 2020, approved the reduction in sitting fees payable to the Directors for the Board and its Committee Meetings, within the overall limits pursuant to the provisions of Section 197(5) of the Companies Act, 2013, read with Rule 4 of the Companies (Meetings of Board and its Powers) Rules, 2014, on account of COVID-19 pandemic.

In view of the above, the sitting fee of ₹ 28,000 per meeting of the Board, ₹ 17,500 per meeting of the Audit Committee, Risk Management Committee and Nomination and Remuneration Committee, ₹ 7,000 per meeting of the Corporate Social Responsibility Committee and Stakeholders' Relationship Committee, attended by the Non-Executive Directors was paid to them with effect from 22 June 2020, for the Financial Year 2020-2021.

Details of the remuneration paid / payable to Directors during Financial Year 2020-2021:

Sr. No.	Name of Director	Basic Salary	Allowances	Perquisites and Other Benefits	Sitting Fees	Commission	Total
Managing Director / Executive Director							
1	Mr. Mahesh Chhabria, Managing Director	1,80,00,000	24,00,000	80,55,578	NA	1,10,00,000	3,94,55,578
2	Ms. Aditi Chirmule, Executive Director	47,46,774	Nil	18,49,761	NA	30,00,000	95,96,535
Non-Executive Director							
3	Mr. Atul Kirloskar	--	--	--	1,92,500	1,92,500	3,85,000
4	Mr. Nihal Kulkarni	--	--	--	1,12,000	1,12,000	2,24,000
5	Mr. Anil Alawani	--	--	--	3,08,000	3,08,000	6,16,000
6	Mr. Sunil Shah Singh	--	--	--	3,08,000	3,08,000	6,16,000
7	Mr. Tejas Deshpande	--	--	--	2,97,500	2,97,500	5,95,000
8	Mr. D. Sivanandhan	--	--	--	2,27,500	2,27,500	4,55,000
9	Mr. Vinesh Kumar Jairath	--	--	--	2,27,500	10,27,500	12,55,000
10	Mr. Ashit Parekh	--	--	--	2,10,000	2,10,000	4,20,000
11	Mr. Satish Jamdar	--	--	--	3,04,500	3,04,500	6,09,000
12	Mrs. Mrunalini Deshmukh	--	--	--	1,12,000	1,12,000	2,24,000
	TOTAL	2,27,46,774	24,00,000	99,05,339	22,99,500	1,70,99,500	5,44,51,113

Note:

- Perquisites include leave travel assistance, reimbursement of medical expenses, term insurance premium, contributions to provident fund and superannuation fund, provision for gratuity and leave encashment and perquisite value as per Income-tax Rules for motorcar.

II. Equity Settled Stock Appreciation Rights (ESARs) granted / vested to Executive Directors and Non-Executive Directors under the Kirloskar Industries Limited – Employees Stock Appreciation Rights Plan (KIL ESARP 2019)

During the year 2019-2020, the Company granted an aggregate of 4,70,898 Equity Settled Stock Appreciation Rights (ESARs) exercisable into not more than 4,85,000 (Four Lakhs Eighty-Five Thousand) equity shares of the Company at face value of ₹ 10 (Rupees Ten only) each fully paid-up, under the Kirloskar Industries Limited – Employees Stock Appreciation Rights Plan (KIL ESARP 2019) at an exercise price of ₹ 500 per ESAR.

Consequent to the Business Transfer Agreement (BTA) executed by and between the Company and Wellness Space Developers Private Limited (WSDPL), a Wholly Owned Subsidiary of the Company, on 19 December 2020, certain employees of the Company were transferred to WSDPL with effect from 1 January 2021. Further, WSDPL is converted into a public limited company viz., Wellness Space Developers Limited (WSDL) on 17 March 2021.

Pursuant to KIL ESARP 2019, ESARs granted shall vest after a minimum period of 1 year but not later than a maximum period of 4 years from the grant date of such ESARs.

Accordingly, during the year 2020-2021, the Company has vested ESARs in the employees of the Company; employees of WSDL who were transferred from the Company under the BTA; and a Non – Executive Director of the Company, who is the Managing Director of WSDL to whom ESARs were granted under the KIL ESARP 2019.

The following is the summary of ESARs granted to / vested in the Managing Director, the Executive Director and a Non-Executive Director of the Company:

Sr. No.	Particulars	No. of ESARs		
		Mr. Mahesh Chhabria, Managing Director	Ms. Aditi Chirmule, Executive Director	Mr. Vinesh Kumar Jairath, Non-Executive Director
1	ESARs granted	2,31,000	48,540	33,000
2	ESARs vested	1,15,500	24,270	16,500
3	ESARs cancelled	Nil	Nil	Nil
4	ESARs lapsed	Nil	Nil	Nil
5	ESARs exercised	Nil	Nil	Nil

6. STAKEHOLDERS' RELATIONSHIP COMMITTEE:

a. Composition:

The Committee comprises three Directors, viz., Mr. Anil Alawani, Non-Independent Director, Ms. Aditi Chirmule, Executive Director and Mr. Sunil Shah Singh, Independent Director. Mr. Anil Alawani acts as a Chairman of the Committee.

During the Financial Year under review, one Committee meeting was held on 6 November 2020.

All the Committee members attended the said meeting.

Mrs. Ashwini Mali, Company Secretary is the Compliance Officer.

The Compliance Officer can be contacted at:

Kirloskar Industries Limited

Office No. 801, 8th Floor, Cello Platina,

Fergusson College Road, Shivajinagar,

Pune 411 005

Tel.: +91(20) 2970 4374; Fax: +91(20) 2970 4374

E-mail: ashwini.Mali@kirloskar.com

The Company has designated exclusive email id for the investors as investorrelations@kirloskar.com to register their grievances, if any. The Company has displayed the said email id on its website for the use of investors.

b. Terms of reference:

1. Resolving the grievances of security holders of the Company including complaints related to transfer / transmission of shares, non-receipt of annual reports, non-receipt of declared dividends, issue of new / duplicate share certificates, general meetings, etc.
2. Review of measures taken for effective exercise of voting rights by shareholders.
3. Review of adherence to the service standards adopted by the Company in respect of various services being rendered by the Registrar and Share Transfer Agent of the Company.
4. Review of various measures and initiatives taken by the Company for reducing quantum of unclaimed dividends and ensuring timely receipt of dividend warrants / annual reports / statutory notices by shareholders of the Company.
5. To allot equity shares upon exercise of Equity Settled Stock Appreciation Rights (ESARs) by eligible employees of the Company and employees of Wellness Space Developers Limited (earlier known as Wellness Space Developers Private Limited), a Wholly Owned Subsidiary of the Company and a Non – Executive Director of the Company in terms of Kirloskar Industries Limited – Employees Stock Appreciation Rights Plan 2019 (KIL ESARP 2019) between the two meetings of the Board of Directors.

The total number of complaints received and redressed during the year ended 31 March 2021, were NIL and there was no complaint pending as on 31 March 2021.

The Company had no share transfer requests pending as on 31 March 2021.

7. DETAILS OF GENERAL BODY MEETINGS:**I. The details of General Meetings of the members, held during previous 3 years are as under:**

Financial Year	Date	Time	Type of Meeting	Venue	Special Resolutions Passed
2019-2020	27 August 2020	11.30 a.m.	Annual General Meeting	Through Video Conferencing (VC) mode, in compliance with the provisions of the Companies Act, 2013, (the Act), and the Rules made thereunder, read with the General Circular No. 14/2020 dated 8 April 2020; the General Circular No. 17/2020 dated 13 April 2020 and the General Circular No. 20/2020 dated 5 May 2020, issued by the Ministry of Corporate Affairs (hereinafter referred to as 'Circulars') and the SEBI (Listing obligations and Disclosure Requirements) Regulations, 2015, read with SEBI Circular No. SEBI / HO / CFD / CMD1 / CIR / P / 2020/19 dated 12 May 2020	<ol style="list-style-type: none"> 1. Re-appointment of Mr. Tejas Deshpande (holding DIN 0914257) as an Independent Director of the Company to hold office for a second term of five consecutive years with effect from 28 August 2020. 2. Continuation of directorship of Mr. Anil Alawani (holding DIN 00036153) on attaining the age of 75 years on 24 August 2020, as a 'Non-Executive Non-Independent Director' of the Company, liable to retire by rotation. 3. Payment of remuneration, in the nature of commission or perquisite(s) arising as a result of exercise of vested Equity Settled Stock Appreciation Rights (ESARs) granted under the 'Kirloskar Industries Limited – Employees Stock Appreciation Rights Plan 2019' to Mr. Vinesh Kumar Jairath (holding DIN 00391684), Non-Executive Director of the Company, in excess of fifty percent of the total remuneration payable to all Non-Executive Directors of the Company for the Financial Year 2020-2021.

Financial Year	Date	Time	Type of Meeting	Venue	Special Resolutions Passed
2018-2019	08 August 2019	02.30 p.m.	Annual General Meeting	S. M. Joshi Socialist Foundation (S. M. Joshi Hall), Navi Peth, Pune 411 030	<ol style="list-style-type: none"> 1. Payment of managerial remuneration which may exceed 5% of the net profits of the Company to any one managing director or whole-time director or manager and / or which may exceed 10% of the net profits of the Company, if there is more than one such director. 2. Revision in the remuneration payable to Mr. Mahesh Chhabria, Managing Director of the Company. 3. Revision in the remuneration payable to Ms. Aditi Chirmule, Executive Director of the Company. 4. Decide and pay the remuneration by way of commission (over and above the payment of sitting fee(s)) to the Directors of the Company (other than Managing Director / Executive Director or a Director who is in the whole time employment of the Company), a sum which may exceed 1% per annum of the Net profit of the Company. 5. Addition of the term to the existing terms and conditions of the appointment of Mr. Vinesh Kumar Jairath, Non-Executive Director, in the capacity as Advisor to the Company.

Financial Year	Date	Time	Type of Meeting	Venue	Special Resolutions Passed
2017-2018	11 August 2018	11.30 a.m.	Annual General Meeting	S. M. Joshi Socialist Foundation (S. M. Joshi Hall), Navi Peth, Pune 411 030	1. Maintenance of Registers, copies of Returns etc. at a place other than Registered Office of the Company. 2. Approval for extension of exercise period under Kirloskar Industries Limited – Employee Stock Option Plan 2017 (KIL ESOP 2017).

II. RESOLUTIONS PASSED BY POSTAL BALLOT

No resolution was passed by way of postal ballot during the Financial Year 2020-2021.

8. MEANS OF COMMUNICATION:

a. Quarterly results:

The Quarterly and Half Yearly results are published in national and local dailies, viz., Financial Express (English) and Loksatta (Marathi), having wide circulation. Since the results of the Company are published in the newspapers, half yearly reports are not sent individually to the members.

The financial results and official news releases of the Company are also displayed on the website of the Company, viz., www.kil.net.in.

b. The NSE Electronic Application Processing System (NEAPS) and BSE Corporate Compliance and Listing Centre (the 'Listing Centre' of BSE):

The NEAPS and the Listing Centre of BSE are web-based application designed by NSE and BSE, respectively, for corporates. All periodicals compliance filings like shareholding pattern, corporate governance report, quarterly results, etc., are filed electronically on NEAPS and the Listing Centre of BSE.

c. The Management Discussion and Analysis Report forms part of the Annual Report.

9. GENERAL INFORMATION FOR SHAREHOLDERS:

a. Annual General Meeting:

Corporate Identification Number (CIN)	L70100PN1978PLC088972
Annual General Meeting (AGM)	<p>Date and Day : 10 August 2021, Tuesday</p> <p>Time : 11.30 a.m.</p> <p>Venue : Through Video Conferencing or other Audio Visual Means (VC OAVM)</p> <p>The Company is conducting meeting through VC / OAVM pursuant to the Ministry of Corporate Affairs (MCA) Circulars (General Circular No. 14/2020 dated 8 April 2020; the General Circular No. 17/2020 dated 13 April 2020; the General Circular No. 20/2020 dated 5 May 2020 and Circular No. 02/2021 dated 13 January 2021) and as such there is no requirement to have a venue for the AGM. For details, please refer to the Notice of this AGM.</p>
Financial Year ended	31 March 2021
Book Closure	Wednesday, 4 August 2021 to Tuesday, 10 August 2021, (both days inclusive)
Dividend Payment Date	On or before 20 August 2021
Last date of receipt of proxy forms	The requirement of accepting Proxy Forms has been dispensed with as per MCA Circular No. 20/2020 dated 5 May 2020, as it is directed to conduct AGM through VC / OAVM.
Financial Year 2020-2021	<p>During the year, the financial results were announced as under:</p> <p>First quarter : 13 August 2020</p> <p>Second quarter : 6 November 2020</p> <p>Third quarter : 5 February 2021</p> <p>Annual : 15 May 2021</p>
International Security Identification Number (ISIN)	INE250A01039
BSE Limited (BSE)	500243
National Stock Exchange of India Limited (NSE)	KIRLOSIND
Payment of annual listing fees	The annual listing fees for the Financial Year 2020-2021 have been paid to BSE and NSE.
Designated email address for investor services	investorrelations@kirloskar.com

b. Shareholding Pattern as on 31 March 2021:

Sr. No.	Category	No. of shares	% of Shareholding
1	Promoters	70,98,178	73.11
2	Mutual Funds / UTI	11,593	0.12
3	Banks / Financial Institutions and Insurance Companies	4,01,104	4.13
4	Other Bodies Corporates	1,11,919	1.15
5	Foreign Institutional Investors	125	0.00
6	Foreign Portfolio Investors	9,61,205	9.90
7	Clearing Members	1,434	0.02
8	NRI	21,520	0.22
9	Trusts	200	0.00
10	Foreign Nationals	88	0.00
11	Hindu Undivided Family	42,720	0.44
12	General Public	10,09,239	10.40
13	IEPF	48,354	0.50
14	NBFCs registered with RBI	860	0.01
15	Employee Trust	80	0.00
	TOTAL	97,08,619	100.00

c. Distribution of Shareholding as on 31 March 2021:

Shareholding of shares		Shareholders		Shares	
₹	₹	Number	% to Total	Number	% to Total
(1)	(1)	(2)	(3)	(4)	(5)
1	500	16,130	97.97	4,97,595	5.13
501	1,000	166	1.01	1,21,797	1.25
1,001	2,000	72	0.44	1,00,816	1.04
2,001	3,000	33	0.20	82,556	0.85
3,001	4,000	8	0.05	27,778	0.29
4,001	5,000	13	0.08	59,256	0.61
5,001	10,000	16	0.10	1,07,244	1.10
10,001 and above		26	0.16	87,11,577	89.73
TOTAL		16,400	100.00	97,08,619	100.00

Dematerialisation of shares and liquidity (as on 31 March 2021)	95,99,705 (98.88%)
Outstanding GDRs / ADRs / Warrants or any convertible instruments, conversion date and likely impact on equity	The Company has not issued GDRs / ADRs / Warrants or any convertible instruments.

Commodity price risk or foreign exchange risk and hedging activities:

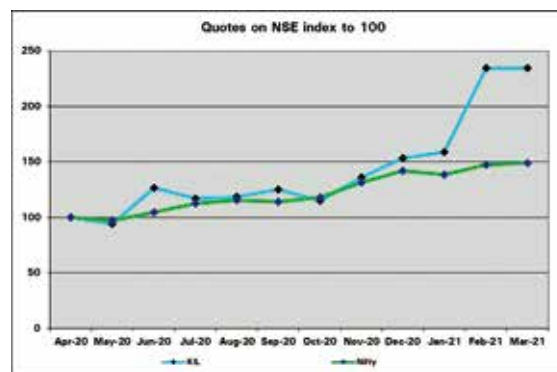
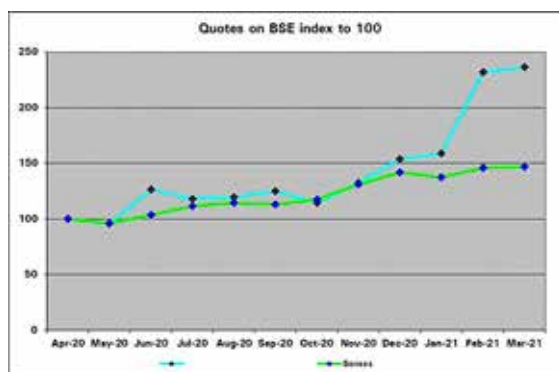
Not applicable, since the Company does not procure any commodities or have any forex inflows or outflows.

d. Market Price Data:

Monthly high / low during the year 2020-2021, on the BSE and NSE are as under:

Stock Exchange	BSE		NSE		
	Month	High (₹)	Low (₹)	High (₹)	Low (₹)
April 2020		590.90	402.55	600.00	420.50
May 2020		561.10	455.00	534.90	450.00
June 2020		799.80	475.00	802.90	490.05
July 2020		688.00	607.55	705.00	606.00
August 2021		700.00	608.00	705.00	609.95
September 2020		690.00	585.00	694.85	577.05
October 2020		673.85	568.00	680.00	582.95
November 2020		778.00	579.05	769.20	575.00
December 2020		870.00	713.00	874.20	699.95
January 2021		863.70	786.95	875.00	780.45
February 2021		1,620.00	829.55	1,599.00	821.10
March 2021		1,451.40	1,173.65	1,444.80	1,180.00

e. Performance of monthly close price of the Company's Scrip on the BSE and NSE as compared to the monthly close S&P Sensex and S&P CNX Nifty for the year 2020-2021:



f. Registrar and Share Transfer Agent (the R&T Agent):

The contact details of Registrar and Share Transfer Agent (the R&T Agent) are as follows:

Link Intime India Private Limited	'Akshay' Complex, Block No. 202, 2nd Floor, Off. Dhole Patil Road, Pune 411 001 Tel.: (020) 2616 1629 / 2616 0084 Email: pune@linkintime.co.in
--	--

g. Share Transfer System:

- a. Pursuant to the Notification No. LIST/COMP/15/2018-19 dated 5 July 2018, issued by the SEBI, transfer of securities held in physical form has not been permitted after 31 March 2019. However, there is no restriction on transmission / transposition of securities held in physical form.

During the period under review, applications for transfer of shares which were executed prior to 1 April 2019, in physical form are processed by Registrar and Share Transfer Agent of the Company and are returned after registration of transfer within 15 days from the date of receipt, subject to validity of all documents lodged with the Company. The transfer applications are approved at regular intervals.

There were no share transfer requests pending as on 31 March 2021.

- b. Pursuant to Regulation 40 (9) of the Regulations, a certificate on half yearly basis is issued by the Practicing Company Secretary for compliance with share transfer formalities by the Company.

h. List of all credit ratings obtained by the Company during the financial year:

Not applicable.

i. Member References:**• Permanent Account Number (PAN):**

As per SEBI's guidelines and as informed from time to time by the Company, members who continue to hold shares in the physical form shall furnish a copy of PAN Card in the following cases:

- Transferees' and Transferors' PAN Cards for transfer of shares;
- Surviving joint holders' PAN Cards for deletion of name of deceased shareholder;
- Legal heirs' PAN Cards for transmission of shares; and
- Joint holders' PAN Cards for transposition of shares.

• Email Address:

In order to enable us to further extend our support towards paperless compliance as a part of Green Initiative in the Corporate Governance, which was introduced by the Ministry of Corporate Affairs (MCA) in the year 2011, the members who have not registered their email addresses, so far, are requested to register their email addresses.

Members who continue to hold shares in physical form are requested to register their

email addresses with the Company / the Registrar and Share Transfer Agent and with the Depository Participants in case of shares held in dematerialised form.

- **Dematerialisation of shares:**

As communicated by the Company from time to time, members who hold shares in physical form are requested to dematerialise their shares through any of the nearest Depository Participants, to be able to transfer the shares.

Further, dematerialisation of shares avoids hassles involved with physical shares such as possibility of loss / mutilation of share certificate(s) and to ensure safe and speedy transaction in securities.

- **Register Your National Electronic Clearing Services (NECS) Mandate:**

The Reserve Bank of India (RBI) has initiated NECS for credit of dividend directly to the Bank Account of members. Members holding shares in electronic mode are requested to register their latest Bank Account details with their Depository Participants and in physical form with the Company's Registrar and Share Transfer Agent.

10. OTHER DISCLOSURES:

The Company has complied with the other disclosure requirements of Regulation 34 (3) read with Schedule V of the Regulations.

i. Related Party Transactions:

During the Financial Year under review, there was no materially significant related party transaction made by the Company as defined in Regulation 23 of the Regulations that may have potential conflict with the interest of the Company at large. Transactions with the related parties are disclosed in Note No. 44 to the Financial Statements in the Annual Report.

Transactions of the Company with the promoter / promoter group(s) who hold(s) 10% or more shareholding in the Company are as follows:

₹ in lakhs

Sr. No.	Name of the Promoter / Promoter Group(s)	Nature of Relationship	Nature of Transactions	2020-2021		2019-2020	
				Transaction Value	Outstanding Amount Carried in Balance Sheet	Transaction Value	Outstanding Amount Carried in Balance Sheet
1	Mr. Atul Kirloskar	Promoter	Dividend	Nil	---	163.53	---
2	Mr. Rahul Kirloskar	Promoter	Dividend	Nil	---	162.17	---
3	Mrs. Jyotsna Kulkarni	Promoter	Dividend	Nil	---	117.86	---

ii. Details of capital market non-compliance, if any:

There have been no instances of non-compliances by the Company on any matters related to capital markets, during the last three years. Neither penalties have been imposed nor any strictures imposed on the Company by the Stock Exchanges, the Securities and Exchange Board of India or any other statutory authority on any matter related to capital markets.

iii. Whistle Blower Policy / Vigil Mechanism:

The Board of Directors has adopted a Whistle Blower Policy / Vigil Mechanism ('the Policy'). This Policy has provided a mechanism for Directors and employees of the Company and other persons dealing with the Company to report genuine concerns including but not limited to unethical behavior, actual or suspected fraud or violation of the Company's Code of Conduct for Board of Directors and Senior Management (the Code) or ethics policy or leakage of Unpublished Price Sensitive Information (UPSI), by any person, who is in possession of UPSI, to any other person in any manner whatsoever, except as otherwise permitted under the SEBI (Prohibition of Insider Trading) Regulations, 2015, any other instance, to the Chairman of the Audit Committee. The Policy has also been uploaded at the website of the Company, viz., www.kil.net.in.

iv. Policy for determining 'material' subsidiaries:

As required under Regulation 16 (1) (c) of the Regulations, the Company has a policy for determining 'material' subsidiaries, which is available on www.kil.net.in/policies.html.

v. Related Party Transactions Policy:

As required under Regulation 23 (1) of the Regulations, the Company has a Policy on Materiality Related Party Transactions and dealing with Related Party Transactions which is available on www.kil.net.in/policies.html.

vi. The Company has complied with all the mandatory requirements specified in Regulations 17 to 27 and Clauses (b) to (i) of Sub-regulation (2) of Regulation 46 of the Regulations.**vii. Details of utilisation of funds raised through preferential allotment or qualified institutions placement as specified under Regulation 32 (7A) of the Regulations:**

Not Applicable.

viii. A certificate from Mr. Mahesh Risbud, Practising Company Secretary confirming that none of the Directors on the Board of the Company have been debarred or disqualified from being appointed or continuing as directors of companies by the Board / Ministry of Corporate Affairs or any such statutory authority, has been obtained.**ix. Recommendations given by the Committees of the Board:**

During the year under review, the Board has accepted all the recommendations given by the Committees of the Board, which are mandatorily required.

x. Statement of fees paid by the Company along with its Subsidiary Companies to Statutory Auditors:

During the Financial Year 2020-2021, the Company has paid the statutory fees, certification fees and other services to the Statutory Auditors. The details of fees paid are disclosed in Note No. 35 forming part of the Financial Statement.

xi. Disclosure under the Sexual Harassment of Women at Workplace (Prevention, Prohibition And Redressal) Act, 2013:

Number of Complaints pending at the beginning of the year	Nil
Number of Complaints filed during the financial year	Nil
Number of Complaints disposed off during the financial year	Nil
Number of Complaints pending at the end of financial year	Nil

xii. During the year under review, the Board has accepted all the recommendations given by the committees of the Board, which are mandatorily required.

11. DISCRETIONARY REQUIREMENTS:

The Company has complied with the mandatory requirements of Regulation 34 (3) read with Schedule V of the Regulations. The extent of adoption of discretionary requirements as per Regulation 27 (1) read with Part E of Schedule II of the Regulations, are as follows:

1. Shareholder Rights:

Since the Company publishes its quarterly results in newspapers (English and Marathi) having wide circulation and the results are also displayed on the website of the Company and the Stock Exchanges, the Company does not send any communication of half yearly performance to the members.

2. Modified opinion in Audit Report:

The Company already is in the regime of un-qualified Financial Statements. There are no modified audit opinions on the Financial Statements of the Company for the year ended 31 March 2021, made by the Statutory Auditors in their Audit Report.

12. OTHER REQUIREMENTS:

1. Disclosure under Schedule VI of the Regulations in respect of unclaimed shares:

Pursuant to SEBI Circular No. CIR/CFD/DIL/10/2010 dated 16 December 2010 and Regulation 39 (4) read with Schedule VI of the Regulations, the Company has sent two reminder letters to those members, whose share certificates have returned undelivered by the postal authorities due to insufficient / incorrect information and are lying with the Company. These share certificates will be sent to eligible members, if these members submit necessary documents to the Company.

As on 31 March 2021, the total unclaimed equity shares are 6,495.

2. Cost Audit Report:

Pursuant to the Companies (Cost Records and Audit) Rules, 2014, dated 31 December 2014, the Company was neither required to audit cost records relating to Electricity Industry (Windmills) nor required to maintain cost records in Form CRA -1 for the Financial Year 2020-2021.

13. PARTICULARS OF APPOINTMENT / RE-APPOINTMENT OF DIRECTORS:

The brief resume and other details relating to the Director who is proposed to be appointed / re-appointed, as required to be disclosed under Regulation 36 (3) of the Regulations, forms part of the Statement setting out material facts annexed to the Notice of the Annual General Meeting.

14. LOCATION OF WINDMILLS:

7 Windmills owned by the Company are located at Tirade Village, Tal. Akole, Dist. Ahmednagar.

15. ADDRESS FOR CORRESPONDENCE:

Members' correspondence should be addressed to Link Intime India Private Limited, the Registrar and Share Transfer Agent, at the address mentioned above. Members can also email their queries / grievances at investorrelations@kirloskar.com.

16. CEO / CFO CERTIFICATION:

The CEO / CFO Certificate signed by Mr. Mahesh Chhabria, Managing Director, and Mr. Umesh Shastry, Chief Financial Officer of the Company, was placed before the meeting of the Board of Directors held on 15 May 2021.

DECLARATION UNDER SCHEDULE V (D) OF THE REGULATIONS BY THE MANAGING DIRECTOR OF AFFIRMATION BY THE BOARD OF DIRECTORS AND SENIOR MANAGEMENT OF COMPLIANCE WITH THE CODE OF CONDUCT

The Members,

I, Mahesh Chhabria, Managing Director of the Company hereby declare that all the members of the Board of Directors and Senior Management Personnel have affirmed compliance with the Code of Conduct of Board of Directors and Senior Management of Kirloskar Industries Limited.



Mahesh Chhabria
Managing Director
DIN 00166049

Pune: 15 May 2021

CERTIFICATE BY THE AUDITORS ON CORPORATE GOVERNANCE

Independent Auditor's Certificate on Compliance with the Corporate Governance requirements under SEBI (Listing Obligations and Disclosure Requirements) Regulations, 2015

The Members Kirloskar Industries Limited

1. We have examined the compliance of conditions of Corporate Governance by Kirloskar Industries Limited ('the Company'), for the year ended on March 31, 2021, as stipulated in Regulations 17 to 27 and Clauses (b) to (i) of Regulation 46 (2) and paragraphs C, D and E of Schedule V of the SEBI (Listing Obligations and Disclosure Requirements) Regulations, 2015, ("Listing Regulations").

Management's Responsibility

2. The Management is responsible for ensuring that the Company complies with the conditions of Corporate Governance. This responsibility also includes the design, implementation and maintenance of internal controls and procedures to ensure compliance with the conditions of the Corporate Governance stipulated in the Listing Regulations.

Auditor's Responsibility

3. Our responsibility is limited to examining the procedures and implementation thereof, adopted by the Company for ensuring the compliance of the conditions of the Corporate Governance. It is neither an audit nor an expression of opinion on the Financial Statements of the Company.
4. We have examined the books of account and other relevant records and documents maintained by the Company for the purpose of providing reasonable assurance on the compliance with Corporate Governance requirements by the Company.
5. We conducted our examination in accordance with the Guidance Note on Certification of Corporate Governance issued by the Institute of the Chartered Accountants of India ("ICAI"), the Standards on Auditing specified under Section 143 (10) of the Companies Act, 2013, in so far as applicable for the purpose of this certificate and as per the Guidance Note on Reports or Certificates for Special Purposes issued by the ICAI which requires that we comply with the ethical requirements of the Code of Ethics issued by the ICAI.
6. We have complied with the relevant applicable requirements of the Standard on Quality Control (SQC) 1, Quality Control for Firms that Perform Audits and Reviews of Historical Financial Information, and Other Assurance and Related Services Engagements issued by ICAI.

Opinion

7. Based on our examination as above and to the best of the information and explanations given to us and representations provided by the management, we certify that the Company has complied with the conditions of Corporate Governance as stipulated in Regulations 17 to 27 and Clauses (b) to (i) of Regulation 46 (2) and paragraphs C, D and E of Schedule V of the Listing Regulations during the year ended March 31, 2021.
8. We further state that such compliance is neither an assurance as to the future viability of the Company nor the efficiency or effectiveness with which the management has conducted the affairs of the Company.

Restriction on Use

9. The certificate is addressed and provided to the members of the Company solely for the purpose to enable the Company to comply with the requirement of the Listing Regulations, and it should not be used by any other person or for any other purpose. Accordingly, we do not accept or assume any liability or any duty of care for any other purpose or to any other person to whom this certificate is shown or into whose hands it may come without our prior consent in writing. We have no responsibility to update this Certificate for any events or circumstances occurring after the date of this Certificate.

For G. D. APTE & CO.
Chartered Accountants
Firm Registration Number: 100515W
UDIN: 21113053AAAABG8552

Sd/-
UMESH S. ABHYANKAR
Partner
Membership No. 113053

Pune: 15 May 2021

Business Responsibility Report for Financial Year 2020-2021

OVERVIEW

Kirloskar Industries Limited (KIL / the Company) is engaged in the business of Wind Power Generation, Investments (Securities and Properties) and Real Estate activities. The Company has seven windmills in Maharashtra with total installed capacity of 5.6 Megawatt (MW). The windmills are located at Tirade Village, Tal. Akole, Dist. Ahmednagar.

The Company owns lands and buildings thereon and apartments and offices in Pune, New Delhi and Jaipur. The Company has given most of these lands and buildings and offices on leave and license basis to group and other companies.

In keeping with the Company's commitment to responsibility and accountability towards all its stakeholders, the Company is pleased to present its Business Responsibility Report for the year ended 31 March 2021, in line with Regulation 34 (2) (f) of the SEBI (Listing Obligations and Disclosure Requirements) Regulations, 2015, (the Regulations). In line with SEBI's proposed structure for the Business Responsibility Report and the nine principles of the Government of India's 'National Voluntary Guidelines (NVG) on Social, Environmental and Economic Responsibilities of Business', this report delineates the Company's efforts to conduct the business with responsibility.

SECTION A:

GENERAL INFORMATION

1	Corporate Identity Number (CIN) of the Company	L70100PN1978PLC088972	
2	Name of the Company	Kirloskar Industries Limited	
3	Registered Address	Office No. 801, 8th Floor, Cello Platina, Fergusson College Road, Shivajinagar, Pune 411 005	
4	Website	www.kil.net.in	
5	Email id	investorrelations@kirloskar.com	
6	Financial Year Reported	2020-2021	
7	Sectors that the Company is engaged in (Industrial Activity Code-wise)	NIC Code	Product Description
		400	Windmill
		642	Investments (Properties and Securities)
		4100	Real Estate
		As per National Industrial Classification for India (NIC)	
8	List three key products / services that Company manufactures / provides (as in Balance Sheet)	Wind Power Generation	
		Investments – (Securities and Properties)	
		Real Estate Services	
9	Total number of locations where business activity is undertaken by the Company		
	i) International Locations	None	
	ii) National Locations	The Company has offices located at Pune and Mumbai, business activity in Pune and windmill operation at Tirade Village, Akole.	
10	Markets served by the Company – Local / State / National / International	India	

SECTION B:**FINANCIAL DETAILS**

1	Paid up capital (₹ in lakhs)	970
2	Total turnover (₹ in lakhs)	5,811
3	Total profit after taxes (₹ in lakhs)	2,568
4	Total spending on Corporate Social Responsibility (CSR) as % of average profit for last 3 financial years (₹ in lakhs)	28.75
5	List of activities in which expenditure in 4 above has been incurred	1. Promoting Education. 2. Health and Hygiene.

SECTION C:**OTHER DETAILS**

1	Does the Company have any Subsidiary Company / Companies	As on 31 March 2021, the Company has two subsidiaries, viz., 1. Kirloskar Ferrous Industries Limited; and 2. Wellness Space Developers Limited, a Wholly Owned Subsidiary of the Company with effect from 19 December 2020.
2	Do the Subsidiary Company / Companies participate in the BR Initiatives of the parent company? If yes, then indicate the number of such subsidiary company(s)	Recently acquired WSDL, a Wholly Owned Subsidiary Company did not participate in the BR initiative of the Company during this year. Kirloskar Ferrous Industries Limited has its own BR initiatives.
3	Do any other entity / entities (e.g., suppliers, distributors, etc.) that the Company does business with / participate in the BR initiatives of the Company? If yes, then indicate the percentage of such entity / entities (less than 30%, 30-60%, more than 60%)	No

SECTION D:**BUSINESS RESPONSIBILITY (BR) INFORMATION****1. Details of Director / Directors responsible for implementation of the BR policy / policies****(a) Details of the Director / Directors responsible for implementation of the BR policy / policies:**

The Board of Directors in its meeting held on 22 June 2020, nominated Mr. Mahesh Chhabria, Managing Director of the Company as responsible for implementation of the BR policy / policies. Details are as below:

Name	Designation	DIN	Telephone	Email ID
Mr. Mahesh Chhabria	Managing Director	00166049	020-29704374	Mahesh.Chhabria@kirloskar.com

Details of the BR head:

Name	Designation	DIN	Telephone	Email ID
Mr. Mahesh Chhabria	Managing Director	00166049	020-29704374	Mahesh.Chhabria@kirloskar.com

2. BR Policy / policies

Business Responsibility is guided by India's 'National Voluntary Guidelines on Social, Environmental and Economic Responsibilities of Business', which articulates nine principles as below:

Principle 1 (P1)	Businesses should conduct and govern themselves with Ethics, Transparency and Accountability.
Principle 2 (P2)	Businesses should provide goods and services that are safe and contribute to sustainability throughout their life cycle.
Principle 3 (P3)	Businesses should promote the well-being of all employees.
Principle 4 (P4)	Businesses should respect the interests of, and be responsive towards all stakeholders, especially those who are disadvantaged, vulnerable and marginalised.
Principle 5 (P5)	Businesses should respect and promote human rights.
Principle 6 (P6)	Businesses should respect, protect, and make efforts to restore the environment.
Principle 7 (P7)	Businesses, when engaged in influencing public and regulatory policy, should do so in a responsible manner.
Principle 8 (P8)	Businesses should support inclusive growth and equitable development.
Principle 9 (P9)	Businesses should engage with and provide value to their customers and consumers in a responsible manner.

All nine principles as articulated in India's 'National Voluntary Guidelines on Social, Environmental and Economic Responsibilities of Business' are covered by Policies of the Company as outlines in the table below:

a) Principle-wise (as per NVGs) BR policy / policies (Reply in Y / N)

Details of compliance

Sr. No	Questions	P1	P2	P3	P4	P5	P6	P7	P8	P9
1	Do you have a policy / policies for...	Y	Y	Y	Y	N	Y	Y	Y	Y
2	Has the policy being formulated in consultation with the relevant stakeholders?	Y	Y	Y	Y	NA	Y	Y	Y	Y
		The Company has formulated Policies and adopted best practices on its own volition being sensitive to stakeholders' interest at the same time.								
3	Does the policy conform to any national / international standards? If yes, specify? (50 words)	Y	Y	Y	Y	NA	Y	Y	Y	Y
		The Company's Policies meet National Regulatory requirements such as the Companies Act, 2013, etc. The Company's Policies are aligned with Kirloskar Group Policies incorporating best practices.								

KIRLOSKAR INDUSTRIES LIMITED

A Kirloskar Group Company

Sr. No	Questions	P1	P2	P3	P4	P5	P6	P7	P8	P9
4	Has the policy been approved by the Board? If yes, has it been signed by MD / owner / CEO / appropriate Board Director?	Y	Y	Y	Y	NA	Y	Y	Y	Y
		The Board approval has been obtained wherever mandatory and signed by the Chairman of the Board. Other operational internal policies are approved by the management and signed by the Managing Director.								
5	Does the Company have a specified committee of the Board / Director / Official appointed to oversee the implementation of the policy?	Y	Y	Y	Y	NA	Y	Y	Y	Y
6	Indicate the link for the policy to be viewed online?	Y	Y	Y	Y	NA	Y	Y	Y	Y
		Mandatory Policies available on Company's website – www.kil.net.in/corporate-governance.html and some Policies available on internal portal, which is accessible only to employees.								
7	Has the policy been formally communicated to all relevant internal and external stakeholders?	Y	Y	Y	Y	NA	Y	Y	Y	Y
		Internal stakeholders have been made aware of the Policies. External stakeholders are communicated to the extent possible.								
8	Does the Company have in-house structure to implement the policy / policies?	Y	Y	Y	Y	NA	Y	Y	Y	Y
9	Does the Company have a grievance redressal mechanism related to the policy / policies to address stakeholders' grievances related to the policy / policies?	Y	Y	Y	Y	NA	Y	Y	Y	Y
10	Has the Company carried out independent audit / evaluation of the working of this policy by internal / external agency?	Y	Y	Y	Y	NA	Y	Y	Y	Y

Y Yes

N No

NA Not Applicable

- b) If answer to the question at serial number 1 against any principle, is 'No', please explain why:

Sr. No	Questions	P1	P2	P3	P4	P5	P6	P7	P8	P9
1	The Company has not understood the Principles	-	-	-	-	-	-	-	-	-
2	The Company is not at a stage where it finds itself in a position to formulate and implement the policies on specified principles	-	-	-	-	-	-	-	-	-
3	The Company does not have financial or manpower resources available for the task	-	-	-	-	-	-	-	-	-
4	It is planned to be done within next 6 months	-	-	-	-	-	-	-	-	-
5	It is planned to be done within the next 1 year	-	-	-	-	-	-	-	-	-
6	Any other reason (please specify)	-	-	-	-	*	-	-	-	-

* Human Rights: The Company does not have a standalone Human Rights policy. Aspects of Human Rights such as child labour, forced labour, occupational safety, non-dissemination are covered by the Company's Human Resources policies.

3. Governance related to BR

- (a) Indicate the frequency with which the Board of Directors, Committees of the Board or CEO to assess the BR performance of the Company. Within 3 months, 3-6 months, Annually, more than 1 year:

The BR performance will be assessed on an annual basis. Considering the size of operations directly controlled, the frequency is deemed appropriate.

- (b) Does the Company publish a BR or a Sustainability Report? What is the hyperlink for viewing this report? How frequently it is published?

The Company publishes BR in the Annual Report of the Company. The hyperlink to view the Annual Report is: <https://www.kil.net.in/annual-reports-and-general-meeting-notice.html>.

SECTION E:**PRINCIPLE-WISE PERFORMANCE****PRINCIPLE 1:****BUSINESSES SHOULD CONDUCT AND GOVERN THEMSELVES WITH ETHICS, TRANSPARENCY AND ACCOUNTABILITY****1. Does the policy relating to ethics, bribery and corruption cover only the Company? Yes / No.****Does it extend to the Group / Joint Ventures / Suppliers / Contractors / NGOs / Others?**

The Company is committed to conducting its business in a fair and transparent manner.

Integrity is a core value at the Company and the values are widely communicated to all relevant stakeholders. The Company has laid down a 'Code of Conduct for the Board of Directors and Senior Management of Kirloskar Industries Limited' and 'Code of Conduct for Regulating, Monitoring and Reporting of Trading by Designated Persons and immediate relatives of Designated Persons of Kirloskar Industries Limited' (CoC), applicable to all employees, with the objective to evolve as good corporate citizens by implementing highest degree of transparency, integrity, accountability and corporate social responsibility. The Company does not follow any abusive, corrupt or anti-competitive behaviour and is not complicit in violations of applicable regulations and ethical practices by its business partners.

The Company discharges its responsibility towards making true and fair financial and other mandatory disclosures timely.

The Company also ensures that genuine concerns of misconduct / unlawful conduct can be reported in a responsible and confidential manner through its vigil mechanism.

The Directors and Senior Management of the Company are additionally required to abide by a CoC adopted as per the Companies Act, 2013 and the Regulations. Their affirmation to the CoC is communicated to all stakeholders by the Managing Director through a declaration in the Annual Report.

The Company's commitment towards doing business responsibly is built upon its CoC and is complemented by –

- Robust governance structure.
- Enterprise level Risk Management Framework.
- Well-structured internal control systems for regular assessment of effectiveness of Company's CoC policy and its adherence.

The Code applies to every employee of the Company and also it is applicable to all its suppliers, contractors and business partners.

2. How many stakeholders' complaints have been received in the past financial year and what percentage was satisfactorily resolved by the management? If so, provide details thereof, in about 50 words or so.

There were no complaints received in 2020-2021 (including employees and stakeholders) under various Policies of the Company including Whistle Blower Policy, which enables employees and other stakeholders to report instances of unethical behaviour and any violation of the Company's CoC.

The Company also has an Internal Committee (IC) to redress complaints received with respect to sexual harassment.

PRINCIPLE 2:

BUSINESSES SHOULD PROVIDE GOODS AND SERVICES THAT ARE SAFE AND CONTRIBUTE TO SUSTAINABILITY THROUGHOUT THEIR LIFE CYCLE

The Company is committed to being environmentally sustainable.

1. List up to 3 of your products or services whose design has incorporated social or environmental concerns, risk and / or opportunities?

- Wind energy;
- Real estate development.

For each such product, provide the following details in respect of resource use (energy, water, raw material, etc.) per unit of product (optional):

- (a) Reduction during sourcing / production / distribution achieved since the previous year throughout the value chain?**
- (b) Reduction during usage by consumers (energy, water) has been achieved since the previous year?**

The Company at all times strives to be environmentally sustainable across its operations giving due emphasis on factors such as energy, water and material efficiency. The Company aims at maintaining the balance between social and economic consideration and minimize environmental impact.

The renewable energy generated by windmills reduces greenhouse gas and other pollutants associated with the conventional power plants.

2. Does the Company have procedures in place for sustainable sourcing (including transportation)?

- (a) If yes, what percentage of your inputs was sourced sustainably? Also, provide details thereof, in about 50 words or so.**

The Company has a comprehensive maintenance contract with a reliable service provider for the operation and maintenance of its windmills.

For real estate development activities, the Company together with its Wholly Owned Subsidiary Company will put in place procedures for sustainable sourcing.

3. Has the Company taken any steps to procure goods and services from local and small producers, including communities surrounding their place of work?

- (a) If yes, what steps have been taken to improve their capacity and capability of local and small vendors?**
- (b) Does the Company have a mechanism to recycle products and waste? If yes, what is the percentage of recycling of products and waste (separately as less than 5%, 5-10%, more than 10%). Also, provide details thereof, in about 50 words or so.**

These activities are not applicable to the Company as its primary operations are windmill and investments (properties and securities). The windmills are operated and maintained by a third party vendor and the Company has also appointed a technical consultant to ensure effective functioning of the windmills.

The Company and its Wholly Owned Real Estate Subsidiary Company assure safety and optimal use of resources over the business life cycle and ensures that everyone connected with it are aware of their responsibilities.

The Company at all times strives to be environmentally sustainable across its operations giving due emphasis on factors such as energy, water and material efficiency. The Company aims at maintaining the balance between social and economic consideration and minimize environmental impact.

PRINCIPLE 3:**BUSINESSES SHOULD PROMOTE THE WELL-BEING OF ALL EMPLOYEES**

Guided by its core values, the Company treats employees as their most valuable resource, who are key to the long-term sustainability of the Company. The Company endeavours to ensure the well-being of all its employees including sub-contracted employees. The safety, health and work-life balance of employees are extremely important. The Company believes in giving its employees ample opportunities to be motivated, result-oriented and committed to achieving excellence in their domain.

The Company endeavours in providing a work environment in which all individuals are treated with mutual respect and dignity. These processes are guided by the inherent values of the Company and are always in conformity with labour laws, human rights and other legislations promulgated from time to time.

The Company evolved a comprehensive policy for Prevention of Sexual Harassment of Employees in line with the law passed by the Government of India in this regard. The broad objective of this policy is to ensure that the employees at all levels can work together in an environment free from gender discrimination, violence and harassment on the basis of gender and ensure that all are provided with equal opportunities for expression and progress. The Company strongly condemns any form of child labour and recruits employees only of employable age.

The Company constantly strives to address the issue of work life balance and encourages their employees to maintain the same. Measures taken towards this include provision of flexi timing, compulsory availment of 15 days annually, extended maternity leave for women, birth day leave provision, etc. Employee health is critical for Company's sustainable growth and in keeping with this, annual health check-up is conducted for employees across the organisation followed by necessary corrective and preventive action.

1. Please indicate the total number of employees:

There are total 14 employees including the Managing Director and the Executive Director as on 31 March 2021. During the period under review, 11 employees of the Company were transferred to Wellness Space Developers Limited, Wholly Owned Real Estate Subsidiary of the Company.

2. Please indicate the total number of employees hired on temporary / contractual / casual basis: 2.**3. Please indicate the number of permanent women employees: 6****4. Please indicate the number of permanent employees with disabilities: 0****5. Do you have an employee association that is recognised by management?**

As the Company has 14 employees, there is no employees' association in the Company.

6. What percentage of your permanent employees are members of this recognised employee association?

Not applicable.

7. Please indicate the number of complaints relating to child labour, forced labour, involuntary labour, sexual harassment in the last financial year and pending, as on the end of the financial year:

Sr. No.	Category	No. of complaints filed during the Financial Year	No. of complaints pending as on end of the Financial Year
1	Child labour / forced labour / involuntary labour	Nil	Nil
2	Sexual harassment	Nil	Nil
3	Discriminatory employment	Nil	Nil

8. What percentage of your under mentioned employees were given safety and skill up-gradation training in the last year?

- Permanent employees: 100%
- Women employees: 100%
- Casual / temporary / contractual employees: 100%
- Employees with disabilities: Not applicable.

PRINCIPLE 4:

BUSINESSES SHOULD RESPECT THE INTERESTS OF, AND BE RESPONSIVE TOWARDS ALL STAKEHOLDERS, ESPECIALLY THOSE WHO ARE DISADVANTAGED, VULNERABLE AND MARGINALISED

1. Has the Company mapped its internal and external stakeholders?

The Company has identified its employees, customers, investors, vendors, contractors, regulatory authorities, technical partners, etc. as its key stakeholders.

2. Out of the above, has the Company identified the disadvantaged, vulnerable and marginalised stakeholders?

The Company has identified and is responsive to the needs of all its stakeholders.

3. Are there any special initiatives taken by the Company to engage with the disadvantaged, vulnerable and marginalised stakeholders? If so, provide details thereof, in about 50 words and so.

The Company considers stakeholders as partners in business and engages with internal and external stakeholder groups, beyond normal transactional engagement.

The Company's key stakeholder groups include vendors, shareholders and employees. The Company strongly believes in 'Enriching Lives' of the communities in which it operates.

The Company gives utmost importance to the healthy engagement with its various stakeholders, including but not limited to employees, shareholders / investors, customers and Government / Regulatory Authorities. This also ensures effective two-way communications and also helps identify and address any concerns and creation of a shared value.

Pursuant to the CSR Policy, the Company promotes education, health and hygiene amongst sections of society.

PRINCIPLE 5:

BUSINESSES SHOULD RESPECT AND PROMOTE HUMAN RIGHTS

1. Does the policy of the Company on human rights cover only the Company or extend to the Group / Joint Ventures / Suppliers / Contractors / NGOs / Others?

While the Company does not have a standalone Human Rights policy, different aspects of human rights such as child labour, forced labour, occupational safety, non-discrimination are covered by its various Human Resource Policies. These policies are restricted to Company employees.

The Company recognises that human rights as articulated in the Constitution of India and various other laws like International Bill of Human Rights are inherent, universal, indivisible and interdependent in nature. The Company is not complicit in any human rights violations by its contractors or suppliers. Currently human rights aspects are a part of employee induction training. Whistle Blower and Grievance Redressal mechanisms are in place for receiving and addressing complaints and feedback related to human right's violations or process improvement.

2. How many stakeholder complaints have been received in the past financial year and what percent was satisfactorily resolved by the management?

There were no stakeholders' complaints related to human rights violation during the period under review.

PRINCIPLE 6:**BUSINESSES SHOULD RESPECT, PROTECT, AND MAKE EFFORTS TO RESTORE THE ENVIRONMENT**

1. **Does the policy related to Principle 6 cover only the Company or extends to the Group / Joint Ventures / Suppliers / Contractors / NGOs / Others?**

The Company is committed to creating and preserving a clean environment. The respect for and compliance with environmental requirements is also extended to its suppliers and contractors.

2. **Does the Company have strategies / initiatives to address global environmental issues such as climate change, global warming, etc.**

The Company is committed to ensure environment protection and safety and is fully aware about global environmental issues. Its principle business of windmill operations helps in reducing greenhouse gas emissions and mitigates the impacts of climate change.

3. **Does the Company identify and access potential environmental risks? Y/N**

Yes.

4. **Does the Company have any project related to Clean Development Mechanism? If so, provide details thereof, in about 50 words or so. Also, if yes, whether any environmental compliance report is filed?**

No.

5. **Has the Company undertaken any other initiatives on – clean technology, energy efficiency, renewal energy, etc. (Y/N). If yes, please give hyperlink for web page etc.**

The Company has not undertaken any other initiatives other than its windmill operation mentioned above.

6. **Are the Emissions / Waste generated by the Company within the permissible limits given by CPCB / SPCB for the financial year being reported?**

Not applicable.

7. **Number of show cause / legal notices received from CPCB / SPCB which are pending (i.e., not resolved to satisfaction) as on end of Financial Year?**

Nil.

PRINCIPLE 7:**BUSINESSES, WHEN ENGAGED IN INFLUENCING PUBLIC AND REGULATORY POLICY, SHOULD DO SO IN A RESPONSIBLE MANNER**

1. **Is your Company a member of any trade and chamber or association? If yes, name only those major ones that your business deals with:**

The Company ensures that its policy consists of the highest degree of responsible and ethical behavior and works collectively with trade and industry chambers and associations to raise matters with the relevant government bodies. The Company is a member of Confederation of Indian Industry (CII).

2. **Have you advocated / lobbied through above associations for the advancement or improvement of public good?**

The Company is an active member of CII and regularly participates in the industry events. It engages consistently and constantly with stakeholders and engages active dialogue leading to policy formulation.

PRINCIPLE 8:

BUSINESSES SHOULD SUPPORT INCLUSIVE GROWTH AND EQUITABLE DEVELOPMENT

- 1. Does the Company have specified programmes / initiatives / projects in pursuit of the policy related to Principle 8? If yes, details thereof.**

The Company supports, to the extent practicable, activities that contribute to inclusive growth and equitable development.

The Company has adopted a Corporate Social Responsibility (CSR) policy and a CSR Committee of the Board guides policy implementation, monitoring and reporting. The CSR policy is available on the website of the Company. The CSR Report has been dealt with more exhaustively in the annexure to the Board's Report for Financial Year 2020-2021.

- 2. Are the programs / projects undertaken through in-house team / own foundation / external NGO / government structures / any other organisation?**

The Company implements the community development program through an external agency.

- 3. Have you done any impact assessment of your initiative?**

No. The Company however periodically discusses the programs with an external agency and takes feedback from them for assessing the impact of the developmental activities.

- 4. What is your Company's direct contribution to community development projects – amount in INR and the details of the project undertaken?**

Sr. No.	CSR project or activity identified	Sector in which the project is covered	Amount spent on the projects or programme (₹ in lakhs)
1	Kirloskar Institute of Advanced Management Studies	Promoting education	25
2	S.L. Kirloskar CSR Foundation	Promoting health and hygiene	5
	Total		30

- 5. Have you taken steps to ensure that this community development initiative is successfully adopted by the Community? Please explain in 50 words or so.**

The Company supports, to the extent practical, activities that contribute to inclusive growth and equitable development.

The Company has adopted a Corporate Social Responsibility (CSR) policy and a CSR Committee of the Board guides policy implementation, monitoring and reporting. The CSR policy is available on the website of the Company. The CSR Report has been dealt with more exhaustively in the annexure to the Board's Report for Financial Year 2020-2021.

In some major projects, the implementing partners NGOs have assessed the positive impact on beneficiaries and adoption by the community.

PRINCIPLE 9:

BUSINESSES SHOULD ENGAGE WITH AND PROVIDE VALUE TO THEIR CUSTOMERS AND CONSUMERS IN A RESPONSIBLE MANNER

1. **What percentage of customer complaints / consumer cases is pending as on the end of the financial year?**

No customer complaints were registered during the Financial Year ended 31 March 2021.

2. **Does the Company display project information on the product label, over and above what is mandated as per local laws? (Yes / No / NA / Remarks (additional information)).**

Not applicable.

3. **Is there any case filed by any stakeholder against the Company regarding unfair trade practices, irresponsible advertising and / or anti-competitive behavior during the last five years and pending as on end of financial year? If so, provide details thereof, in about 50 words or so.**

There are no cases filed by any stakeholder against the Company regarding unfair trade practices, irresponsible advertising and / or anti-competitive behaviour during the last five years and none pending as at end of Financial Year.

4. **Did your Company carry out any consumer survey / consumer satisfaction trends?**

Formal Customer / Consumer satisfaction survey is not conducted.

STANDALONE FINANCIAL STATEMENTS

THIS PAGE IS INTENTIONALLY LEFT BLANK

To the Members of Kirloskar Industries Limited

Report on the Audit of the Standalone Financial Statements

1. Opinion

We have audited the accompanying Standalone Financial Statements of Kirloskar Industries Limited ("the Company"), which comprise the Balance Sheet as at March 31, 2021, the Statement of Profit and Loss, Statement of Changes in Equity and Statement of Cash Flows for the year then ended and notes to the Financial Statements including a summary of significant accounting policies and other explanatory information.

In our opinion and to the best of our information and according to the explanations given to us, the aforesaid Standalone Financial Statements give the information required by the Companies Act, 2013, ("the Act") in the manner so required and give a true and fair view in conformity with the accounting principles generally accepted in India including the Indian Accounting Standards ("Ind AS") prescribed under Section 133 of the Act, of the state of affairs of the Company as at March 31, 2021, its profit (including other comprehensive income), changes in equity and its cash flows for the year ended on that date.

2. Basis for Opinion

We conducted our audit in accordance with the Standards on Auditing (SAs) specified under Section 143 (10) of the Act. Our responsibilities under those Standards are further described in the 'Auditor's Responsibilities for the Audit of the Financial Statements' section of our report. We are independent of the Company in accordance with the 'Code of Ethics' issued by the Institute of Chartered Accountants of India together with the ethical requirements that are relevant to our audit of the Financial Statements under the provisions of the Act and the Rules thereunder and we have fulfilled our other ethical responsibilities in accordance with these requirements and the Code of Ethics. We believe that the audit evidence we have obtained is sufficient and appropriate to provide a basis for our opinion.

3. Key Audit Matters

Key Audit Matters are those matters that, in our professional judgment, were of most significance in our audit of the Standalone Financial Statements of the current period. We report that there were no Key Audit Matters in our audit of the Standalone Financial Statements.

4. Information Other than the Standalone Financial Statements and Auditor's Report Thereon

The Company's Board of Directors is responsible for the other information. The other information comprises the information included in the Report of the Board of Directors and the Report on the Corporate Governance but does not include the Standalone Financial Statements and our auditor's report thereon.

The above reports were made available to us before the date of this auditor's report.

Our opinion on the Financial Statements does not cover the other information and we will not express any form of assurance conclusion thereon. In connection with our audit of the Financial Statements, our responsibility is to read the other information identified above and in doing so, consider whether the other information is materially inconsistent with the Financial Statements or our knowledge obtained in the audit, or otherwise appears to be materially misstated.

If, based on the work we have performed, we conclude that there is a material misstatement of this other information, we are required to report that fact. We have nothing to report in this regard.

5. Management's Responsibility for the Standalone Financial Statements

The Company's Board of Directors is responsible for the matters stated in Section 134 (5) of the Act with respect to the preparation of these Standalone Financial Statements that give a true and fair view of the financial position, financial performance, changes in equity and cash flows of the Company in accordance with the accounting principles generally accepted in India, including the Indian Accounting Standards specified under Section 133 of the Act. This responsibility also includes maintenance of adequate accounting records in accordance with the provisions of the Act for safeguarding of the assets of the Company and for preventing and detecting frauds and other irregularities; selection and application of appropriate accounting policies; making judgments and estimates that are reasonable and prudent; and design, implementation and maintenance of adequate internal financial controls, that were operating effectively for ensuring the accuracy and completeness of the accounting records, relevant to the preparation and presentation of the Financial Statements that give a true and fair view and are free from material misstatements, whether due to fraud or error.

In preparing the Financial Statements, management is responsible for assessing the Company's ability to continue as a going concern, disclosing, as applicable, matters related to going concern and using the going concern basis of accounting unless management either intends to liquidate the Company or to cease operations, or has no realistic alternative but to do so.

The Board of Directors is also responsible for overseeing the Company's financial reporting process.

6. Auditor's Responsibilities for the Audit of the Financial Statements

Our objectives are to obtain reasonable assurance about whether the Standalone Financial Statements as a whole are free from material misstatement, whether due to fraud or error, and to issue an auditor's report that includes our opinion. Reasonable assurance is a high level of assurance but is not a guarantee that an audit conducted in accordance with Standards on Auditing will always detect a material misstatement when it exists. Misstatements can arise from fraud or error and are considered material if, individually or in the aggregate, they could reasonably be expected to influence the economic decisions of users taken on the basis of these Standalone Financial Statements.

As part of an audit in accordance with SAs, we exercise professional judgment and maintain professional skepticism throughout the audit. We also:

- Identify and assess the risks of material misstatement of the Standalone Financial Statements, whether due to fraud or error, design and perform audit procedures responsive to those risks, and obtain audit evidence that is sufficient and appropriate to provide a basis for our opinion. The risk of not detecting a material misstatement resulting from fraud is higher than for one resulting from error, as fraud may involve collusion, forgery, intentional omissions, misrepresentations, or the override of internal control.
- Obtain an understanding of internal financial controls relevant to the audit in order to design audit procedures that are appropriate in the circumstances. Under Section 143 (3) (i) of the Act, we are also responsible for expressing our opinion on whether the Company has adequate internal financial controls system in place and the operating effectiveness of such controls.
- Evaluate the appropriateness of accounting policies used and the reasonableness of accounting estimates and related disclosures made by management.
- Conclude on the appropriateness of management's use of the going concern basis of accounting and, based on the audit evidence obtained, whether a material uncertainty exists related to events or conditions that may cast significant doubt on the Company's ability to continue as a going concern. If we conclude that a material uncertainty exists, we are required to draw attention in our auditor's report to the related disclosures in the Standalone Financial Statements or, if such disclosures are inadequate, to modify our opinion. Our conclusions are based on the audit evidence obtained up to the date of our auditor's report. However, future events or conditions may cause the Company to cease to continue as a going concern.

- Evaluate the overall presentation, structure and content of the Standalone Financial Statements, including the disclosures, and whether the Standalone Financial Statements represent the underlying transactions and events in a manner that achieves fair presentation.

Materiality is the magnitude of misstatements in the Standalone Financial Statements that, individually or in aggregate, makes it probable that the economic decisions of a reasonably knowledgeable user of the Financial Statements may be influenced. We consider quantitative materiality and qualitative factors in (i) planning the scope of our audit work and in evaluating the results of our work; and (ii) to evaluate the effect of any identified misstatements in the Financial Statements.

We communicate with those charged with governance regarding, among other matters, the planned scope and timing of the audit and significant audit findings, including any significant deficiencies in internal control that we identify during our audit.

We also provide those charged with governance with a statement that we have complied with relevant ethical requirements regarding independence, and to communicate with them all relationships and other matters that may reasonably be thought to bear on our independence, and where applicable, related safeguards.

From the matters communicated with those charged with governance, we determine those matters that were of most significance in the audit of the Standalone Financial Statements of the current period and are therefore the key audit matters. We describe these matters in our auditor's report unless law or regulation precludes public disclosure about the matter or when, in extremely rare circumstances, we determine that a matter should not be communicated in our report because the adverse consequences of doing so would reasonably be expected to outweigh the public interest benefits of such communication.

7. Report on Other Legal and Regulatory Requirements

1. As required by the Companies (Auditor's Report) Order, 2016 ("the Order"), issued by the Central Government of India in terms of Sub-section (11) of Section 143 of the Act, we give in the "Annexure 1," a statement on the matters specified in paragraphs 3 and 4 of the said Order, to the extent applicable.
2. As required by Section 143 (3) of the Act, we report that:
 - (a) We have sought and obtained all the information and explanations which to the best of our knowledge and belief were necessary for the purposes of our audit;
 - (b) In our opinion, proper books of account as required by law have been kept by the Company so far as it appears from our examination of those books;
 - (c) The Balance Sheet, the Statement of Profit and Loss, the Statement of Changes in Equity and the Cash Flow Statement dealt with by this Report are in agreement with the books of account;
 - (d) In our opinion, the aforesaid Standalone Financial Statements comply with the Ind AS prescribed under Section 133 of the Act read with the Companies (Indian Accounting Standards) Rules, 2015, as amended;
 - (e) On the basis of the written representations received from the directors as on March 31, 2021, and taken on record by the Board of Directors, none of the directors is disqualified as on March 31, 2021, from being appointed as a director in terms of Section 164 (2) of the Act;
 - (f) With respect to the adequacy of the internal financial controls over financial reporting of the Company and the operating effectiveness of such controls, refer to our separate Report in "Annexure 2" to this report;
 - (g) As per the information and explanations given to us, in our opinion, the managerial remuneration has been paid and provided in accordance with Section 197 of the Act and recommendations of the Nomination and Remuneration Committee and the Board of Directors of the Company;

- (h) With respect to the other matters to be included in the Auditor's Report in accordance with Rule 11 of the Companies (Audit and Auditors) Rules, 2014, as amended, in our opinion and to the best of our information and according to the explanations given to us:
- i. The Company has disclosed the impact of pending litigations on its financial position in its Financial Statements – Refer Note No.40 to the Financial Statements;
 - ii. The Company did not have any long-term contracts including derivative contracts for which there were any material foreseeable losses;
 - iii. There has been no delay in transferring amounts, required to be transferred, to the Investor Education and Protection Fund by the Company.

For G. D. Apte & Co

Chartered Accountants

Firm Registration Number: 100515W

UDIN: 21113053AAAABE7449

Sd/-

Umesh S. Abhyankar

Partner

Membership Number: 113053

Pune: 15 May 2021

Annexure 1 referred to in Paragraph 7 under the heading 'Report on Other Legal and Regulatory Requirements' of our report of even date to the members of the Company for the year ended March 31, 2021, of Kirloskar Industries Limited.

- i. (a) The Company is maintaining proper records showing full particulars including quantitative details and situation of property, plant and equipments.
- (b) The Company has a regular programme of physical verification of its property, plant and equipments according to which, property plant and equipments are verified in a phased manner over a period of three years. In accordance with this programme, certain property, plant and equipments were verified during the year and no material discrepancies were noticed on such verification. In our opinion, this periodicity of physical verification is reasonable having regard to the size of the Company and nature of its assets.
- (c) The title deeds of immovable properties are held in the name of the Company.
- ii. Considering the nature of the Inventories of the Company [Renewable Energy Certificates (RECs)] provisions of paragraph 3(ii) (a) of the order are not applicable to the Company.
- iii. Based on the audit procedures conducted by us and according to the information and explanations given to us, no loans, secured or unsecured have been granted to companies, firms, limited liability partnerships or other parties covered in the register maintained under Section 189 of the Act.
- iv. Based on the audit procedures conducted by us and according to the information and explanations given to us, in our opinion, the Company has not given any loans or securities to any of its directors or to any other person in whom director is interested under Section 185 of the Act. The Company has complied with provisions of Section 186 of the Act.
- v. The Company has not accepted any deposits from the public to which the provisions of Sections 73 to 76 or any other relevant provisions of the Companies Act, 2013 and the rules framed there under apply. According to the information and explanations given to us, no order has been passed by Company Law Board or National Company Law Tribunal or Reserve Bank of India or any court or any other tribunal.
- vi. The maintenance of cost records is not applicable to the Company pursuant to the provisions of Sub-section (1) of Section 148 of the companies Act, 2013.
- vii. (a) The Company is regular in depositing with appropriate authorities undisputed statutory dues including, provident fund, income tax, goods and services tax, cess and other material statutory dues as applicable to it. According to the information and explanations given to us and from the records of the Company, there were no undisputed statutory dues as at the last day of the financial year which were outstanding for a period of more than six months from the date they became payable. We have been explained that dues in respect of Employee State Insurance and Custom Duty were not applicable during the year.

- (b) According to the information and explanations given to us and on the basis of examination of books of account and records of the Company, we report that there are no dues in respect of Income Tax, Sales Tax, Service Tax, Customs Duty, Excise Duty, Value Added Tax, Goods and Services Tax or Cess which have not been deposited on account of any dispute except for following cases:

Sr. No.	Name of the Statute	Nature of dues	Amount in Rs. (Lakhs)	Period to which amount relates	Forum where dispute is pending
1	Finance Act, 1994 (Service Tax)	Denial of service tax credit taken and penalty thereon	0.52	2006-07	CESTAT-Mumbai
2	Income Tax Act, 1961	Disallowance of Certain expenses	93.76 (Net of ₹ 63 lakhs paid under protest)	AY 2015-16	Income Tax Appellate Tribunal
3	Income Tax Act, 1961	Disallowance of Certain expenses	97.45 (Net of ₹ 70 Lakhs paid under protest)	AY 2016-17	Income Tax Appellate Tribunal
4	Income Tax Act, 1961	Disallowance of Certain expenses	374.93 (Net of ₹ 94 Lakhs paid under protest)	AY 2017-18	Commissioner of Income Tax (Appeals)
5	Income Tax Act, 1961	Disallowance of certain expenses	130.97	AY 2018-19	Commissioner of Income Tax (Appeals)

- viii. The Company has not availed any loan from any financial institution, bank, government or by way of issue of debentures. Accordingly, reporting under this paragraph regarding default of the Company in repayment of dues to financial institution, bank, government or debenture holders is not required.
- ix. During the year, the Company has not raised any money by way of initial public offer or further public offer (including debt instruments) and term loans.
- x. Based upon the audit procedures performed for the purpose of reporting the true and fair view of the Financial Statements and as per the information and explanations given by the management, we report that no fraud by the Company or any fraud on the Company by its officers or employees has been noticed or reported during the year.
- xi. As per the information and explanations given to us, we report that, the managerial remuneration has been paid and provided in accordance with Section 197 of the Act and recommendations of the Nomination and Remuneration Committee and the Board of Directors of the Company.
- xii. According to the explanations given to us, the Company is not a Nidhi Company within the meaning of Section 406 of the Act.
- xiii. Based upon the audit procedures performed and as per the information and explanations given to us, we report that the transactions with the related parties are in compliance with Sections 177 and 188 of the Act where applicable and the details as required by the applicable Indian Accounting Standards have been disclosed in the Financial Statements.
- xiv. The Company has not made any preferential allotment or private placement of shares or fully or partly convertible debentures during the year.
- xv. Based upon the audit procedures performed and as per the information and explanations given to us, we report that the Company has not entered into any non-cash transactions of the nature as described in Section 192 (1) of the Act.

- xvi. Based on the audit procedures performed by us and as per the information and explanations given to us, we report that the Company is not required to be registered under Section 45-IA of the Reserve Bank of India Act, 1934, since it is a Core Investment Company (CIC) as at March 31, 2021, which is exempted from registration.

As at March 31, 2020, the Company's investments in its group companies was marginally less than 90% of its net assets in stipulated investments which is one of the criteria of a CIC. However, since the Company had not disposed-off any such investments during that year and the decrease had occurred as a result of stock market volatility mainly due to COVID-19 pandemic, the management is of the view that registration with the Reserve Bank of India was not required during the year 2020-21. The stipulated investments exceed 90% of its net assets as at March 31, 2021.

For G. D. Apte & Co

Chartered Accountants

Firm Registration Number: 100515W

UDIN: 21113053AAAABE7449

sd/-

Umesh S. Abhyankar

Partner

Membership Number: 113053

Pune: 15 May 2021

Annexure-2 referred to in paragraph 7 (2) (f) under the heading ‘Report on Other Legal and Regulatory Requirements’ of our report on even date on the Internal Financial Controls under Clause (i) of Sub-Section 3 of Section 143 of the Companies Act, 2013, (“the Act”)**To the Members of Kirloskar Industries Limited**

We have audited the internal financial controls over financial reporting of Kirloskar Industries Limited (“the Company”) as of March 31, 2021, in conjunction with our audit of the Standalone Financial Statements of the Company for the year ended on that date.

Management’s Responsibility for Internal Financial Controls

The Company’s Management is responsible for establishing and maintaining internal financial controls based on the internal control over financial reporting criteria established by the Company considering the essential components of internal control stated in the Guidance Note on Audit of Internal Financial Controls over Financial Reporting issued by the Institute of Chartered Accountants of India (ICAI). These responsibilities include the design, implementation and maintenance of adequate internal financial controls that were operating effectively for ensuring the orderly and efficient conduct of its business, including adherence to the Company’s policies, the safeguarding of its assets, the prevention and detection of frauds and errors, the accuracy and completeness of the accounting records, and the timely preparation of reliable financial information, as required under the Companies Act, 2013.

Auditor’s Responsibility

Our responsibility is to express an opinion on the Company’s internal financial controls over financial reporting based on our audit. We conducted our audit in accordance with the Guidance Note on Audit of Internal Financial Controls Over Financial Reporting (the “Guidance Note”) and the Standards on Auditing as specified under Section 143 (10) of the Companies Act, 2013, to the extent applicable to an audit of internal financial controls and, both issued by the Institute of Chartered Accountants of India. Those Standards and the Guidance Note require that we comply with ethical requirements and plan and perform the audit to obtain reasonable assurance about whether adequate internal financial controls over financial reporting were established and maintained and if such controls operated effectively in all material respects. Our audit involves performing procedures to obtain audit evidence about the adequacy of the internal financial controls system over financial reporting and their operating effectiveness. Our audit of internal financial controls over financial reporting included obtaining an understanding of internal financial controls over financial reporting, assessing the risk that a material weakness exists, and testing and evaluating the design and operating effectiveness of internal control based on the assessed risk. The procedures selected depend on the auditor’s judgement, including the assessment of the risks of material misstatement of the Financial Statements, whether due to fraud or error. We believe that the audit evidence we have obtained is sufficient and appropriate to provide a basis for our audit opinion on the internal financial controls system over financial reporting.

Meaning of Internal Financial Controls Over Financial Reporting

A Company’s internal financial control over financial reporting is a process designed to provide reasonable assurance regarding the reliability of financial reporting and the preparation of Financial Statements for external purposes in accordance with generally accepted accounting principles. A Company’s internal financial control over financial reporting includes those policies and procedures that (1) pertain to the maintenance of records that, in reasonable detail, accurately and fairly reflect the transactions and dispositions of the assets of the Company; (2) provide reasonable assurance that transactions are recorded as necessary to permit preparation of Financial Statements in accordance with generally accepted accounting principles, and that receipts and expenditures of the Company are being made only in accordance with authorisations of management and directors of the Company; and (3) provide reasonable assurance regarding prevention or timely detection of unauthorised acquisition, use, or disposition of the Company’s assets that could have a material effect on the Financial Statements.

Inherent Limitations of Internal Financial Controls Over Financial Reporting

Because of the inherent limitations of internal financial controls over financial reporting, including the possibility of collusion or improper management override of controls, material misstatements due to error or fraud may occur and not be detected. Also, projections of any evaluation of the internal financial controls over financial reporting to future periods are subject to the risk that the internal financial control over financial reporting may become inadequate because of changes in conditions, or that the degree of compliance with the policies or procedures may deteriorate.

Opinion

In our opinion, the Company has, in all material respects, an adequate internal financial controls system over financial reporting and such internal financial controls over financial reporting were operating effectively as at March 31, 2021, based on the internal control over financial reporting criteria established by the Company considering the essential components of internal controls stated in the Guidance Note on Audit of Internal Financial Controls Over Financial Reporting issued by the Institute of Chartered Accountants of India.

For G. D. Apte & Co

Chartered Accountants

Firm Registration Number: 100515W

UDIN: 21113053AAAABE7449

sd/-

Umesh S. Abhyankar

Partner

Membership Number: 113053

Pune: 15 May 2021.

KIRLOSKAR INDUSTRIES LIMITED

A Kirloskar Group Company

BALANCE SHEET AS AT 31 MARCH 2021*(Amounts in Indian Rupees lakhs, unless otherwise stated)*

	Note No.	As at 31 March 2021	As at 31 March 2020
ASSETS			
1 Financial Assets			
(a) Cash and cash equivalents	6	3,359	3,143
(b) Bank balances other than (a) above	7	1,472	91
(c) Receivables	8		
- Trade receivables		3	-
(d) Investments	9	1,06,731	54,039
(e) Other financial assets	10	9,259	81
		1,20,824	57,354
2 Non-Financial Assets			
(a) Investment in subsidiaries	11	17,637	17,526
(b) Inventories	12	1	-
(c) Current tax assets (Net)	13	1,531	1,315
(d) Investment property	14	1,800	1,902
(e) Property, plant and equipment	15	1,885	2,231
(f) Capital work-in-progress	16	28	12
(g) Intangible assets	15	91	120
(h) Intangible assets under development	17	11	60
(i) Other non-financial assets	18	135	6,053
		23,119	29,219
TOTAL ASSETS		1,43,943	86,573
LIABILITIES AND EQUITY			
LIABILITIES			
1 Financial Liabilities			
(a) Trade payables			
(i) total outstanding dues of micro enterprises and small enterprises		-	-
(ii) total outstanding dues of creditors other than micro enterprises and small enterprises		-	-
(b) Deposits	19	1,288	1,206
(c) Other financial liabilities	20	452	731
		1,740	1,937
2 Non-Financial Liabilities			
(a) Provisions	21	493	449
(b) Deferred tax liabilities (Net)	22, 36	130	166
(c) Other non-financial liabilities	23	128	252
		751	867
TOTAL LIABILITIES		2,491	2,804
3 Equity			
(a) Equity share capital	24	971	971
(b) Other equity	25	1,40,481	82,798
		1,41,452	83,769
TOTAL LIABILITIES AND EQUITY		1,43,943	86,573

Notes forming part of the Financial Statements: Note No. 1 to 52

As per our attached report of even date

For and on behalf of the Board of Directors

For G. D. Apte & Co.
Chartered Accountants
Firm Registration Number: 100515W

Mahesh Chhabria
Managing Director
DIN 00166049

Aditi Chirmule
Executive Director
DIN 01138984

Umesh S. Abhyankar
Partner
Membership Number: 113053
Pune: 15 May 2021

Ashwini Mali
Company Secretary
ACS 19944

Umesh Shastry
Chief Financial Officer
ACA 043136
Pune: 15 May 2021

STATEMENT OF PROFIT AND LOSS FOR THE YEAR ENDED 31 MARCH 2021

(Amounts in Indian Rupees lakhs, unless otherwise stated)

	Note No.	Year ended 31 March 2021	Year ended 31 March 2020
1 Revenue from Operations			
(a) Interest income	26	191	141
(b) Dividend income	-	2,477	4,834
(c) Net gain on fair value changes	27	130	303
(d) Revenue from windmill operations	28	192	351
Total Revenue from Operations		2,990	5,629
2 Other Income	29	2,821	2,980
3 Total Income		5,811	8,609
4 Expenses			
(a) Finance costs	30	155	134
(b) Provision / (Reversal) of impairment on financial assets	31	(39)	-
(c) Employee benefit expenses	32	709	495
(d) Depreciation and amortisation expenses	33	316	295
(e) Corporate social responsibility expenses	34	30	42
(f) Operating and other expenses	35	1,395	1,151
5 Total Expenses		2,566	2,117
6 Profit before tax		3,245	6,492
7 Tax expense	36		
- Current tax		645	505
- Short / (Excess) provision of earlier years		25	-
- Deferred tax		(144)	42
8 Total tax expenses		526	547
9 Profit for the year		2,719	5,945
10 Other Comprehensive Income / (Loss)			
Items that will not be reclassified to profit or loss			
a) Gain / (loss) on remeasurements of defined benefit plan		23	(29)
b) Gain / (loss) on fair valuation of investments in equity shares		54,302	(39,617)
c) Income tax expenses / (reversal) relating to items that will not be reclassified to profit or loss		108	(7)
11 Other Comprehensive Income / (Loss)		54,217	(39,639)
12 Total Comprehensive Income / (Loss) for the year		56,936	(33,694)
13 Earnings per equity share	37		
[Nominal value of share ₹ 10 (Previous Year ₹ 10)]			
Basic (₹)		28.01	61.23
Diluted (₹)		27.30	61.23

Notes forming part of the Financial Statements: Note No. 1 to 52

As per our attached report of even date

For and on behalf of the Board of Directors

For G. D. Apte & Co.
Chartered Accountants
Firm Registration Number: 100515W

Mahesh Chhabria
Managing Director
DIN 00166049

Aditi Chirmule
Executive Director
DIN 01138984

Umesh S. Abhyankar
Partner
Membership Number: 113053
Pune: 15 May 2021

Ashwini Mali
Company Secretary
ACS 19944

Umesh Shastri
Chief Financial Officer
ACA 043136
Pune: 15 May 2021

STATEMENT OF CHANGES IN EQUITY FOR THE YEAR ENDED 31 MARCH 2021

(Amounts in Indian Rupees lakhs, unless otherwise stated)

A. Equity Share Capital

Equity shares of ₹ 10 each issued, subscribed and fully paid	As at 31 March 2021		As at 31 March 2020	
	No.	₹ lakhs	No.	₹ lakhs
As at beginning of the year	97,08,650	971	97,08,650	971
Add: Shares issued during the year	-	-	-	-
Less : Shares bought back during the year	-	-	-	-
As at end of the year	97,08,650	971	97,08,650	971

B. Other Equity

Particulars	Reserves and surplus				Total
	General reserve	Share options outstanding account	Equity instruments through other comprehensive income	Surplus / (Deficit) in the Statement of Profit and Loss	
As at 1 April 2019	32,262	1,462	36,981	48,646	1,19,351
Profit for the year	-	-	-	5,945	5,945
Adjustment on lapse of vested share options	98	(98)	-	-	-
Stock options expense	-	393	-	-	393
Measurement of investments at FVTOCI	-	-	(39,617)	-	(39,617)
Adjustment on lapse of unvested share options	-	(113)	-	-	(113)
Remeasurement of defined benefit plans (net of taxes)	-	-	-	(22)	(22)
Appropriations:					
Final Dividend for year 2018-19	-	-	-	(2,039)	(2,039)
Interim Dividend for year 2019-20	-	-	-	(971)	(971)
Tax on Final Dividend for year 2018-19	-	-	-	(129)	(129)
As at 31 March 2020	32,360	1,644	(2,636)	51,430	82,798
Profit for the year	-	-	-	2,719	2,719
Stock options expense	-	638	-	-	638
Stock options expense pertaining to Wholly Owned Subsidiary	-	109	-	-	109
Measurement of investments at FVTOCI (net of taxes)	-	-	54,200	-	54,200
Remeasurement of defined benefit plans (net of taxes)	-	-	-	17	17
As at 31 March 2021	32,360	2,391	51,564	54,166	1,40,481

Notes forming part of the Financial Statements: Note No. 1 to 52

As per our attached report of even date

For and on behalf of the Board of Directors

For G. D. Apte & Co.
 Chartered Accountants
 Firm Registration Number: 100515W

Mahesh Chhabria
 Managing Director
 DIN 00166049

Aditi Chirmule
 Executive Director
 DIN 01138984

Umesh S. Abhyankar
 Partner
 Membership Number: 113053
 Pune: 15 May 2021

Ashwini Mali
 Company Secretary
 ACS 19944

Umesh Shastry
 Chief Financial Officer
 ACA 043136
 Pune: 15 May 2021

STATEMENT OF CASH FLOW FOR THE YEAR ENDED 31 MARCH 2021

(Amounts in Indian Rupees lakhs, unless otherwise stated)

	For the year ended 31 March 2021	For the year ended 31 March 2020
A. CASH FLOW FROM OPERATING ACTIVITIES		
Net Profit / (Loss) before tax	3,245	6,492
<i>Adjustments for:</i>		
Depreciation and amortisation expense	316	295
Expenses on share based payments	267	98
(Gain) / Loss on Fair valuation and sale of mutual funds	(130)	(303)
(Gain) / Loss on sale of property plant and equipment and investment property (net)	2	(202)
Loss / (Profit) on sale of business undertaking to Wholly Owned Subsidiary	(265)	-
Bad debts written off	40	-
Provision / (Reversal) of impairment on financial assets	(39)	-
Provisions no longer required written back	(6)	-
(Gain) / Loss on modification of Leases	4	-
Interest income	(191)	(141)
Dividend income	(2,477)	(4,834)
Income from licensing of properties	(2,541)	(2,774)
Finance cost on fair valuation of financial instruments	155	134
Operating profit / (loss) before working capital changes	(1,620)	(1,235)
<i>Changes in working capital:</i>		
(Increase) / Decrease in inventories	(1)	-
(Increase) / Decrease in trade receivables	(3)	14
(Increase) / Decrease in other financial assets	(166)	(33)
(Increase) / Decrease in other non-financial assets	45	(111)
Increase / (Decrease) in other financial liabilities	(235)	135
Increase / (Decrease) in other non-financial liabilities	(12)	5
Increase / (Decrease) in provisions	62	90
	(310)	100
Cash generated from operations	(1,930)	(1,135)
Net income tax (paid) / refunds	(886)	(696)
NET CASH FLOW FROM / (USED IN) OPERATING ACTIVITIES	(2,816)	(1,831)
B. CASH FLOW FROM INVESTING ACTIVITIES		
Purchase of property, plant and equipment (including capital work in progress)	(41)	(268)
Expenses on real estate project under development (transferred to Wholly Owned Subsidiary during the year)	(866)	(1,565)
Proceeds from sale of property, plant and equipment	95	-
Maturity proceeds of / (investment in) fixed deposits	(1,365)	1,934
Acquisition of Wholly Owned Subsidiary	(2)	-
Proceeds from sale of mutual funds	1,740	-
Investment in equity instruments	-	(18)
Interest received	163	189
Dividend income	2,477	4,834
Security deposits received / (paid)	(39)	(20)
Income from licensing of properties	2,416	2,659
Loan given to subsidiary	(1,500)	-
Purchase of investment properties	-	(27)
Sale of investment property	-	231
NET CASH FLOW FROM / (USED IN) INVESTING ACTIVITIES	3,078	7,949
C. CASH FLOW FROM FINANCING ACTIVITIES		
Payment of Lease liability	(35)	(53)
Dividend paid (including tax on distribution profits)	(11)	(3,119)
NET CASH FLOW FROM / (USED IN) FINANCING ACTIVITIES	(46)	(3,172)
Net increase / (decrease) in cash and cash equivalents (A+B+C)	216	2,946
Cash and cash equivalents at the beginning of the year	3,143	197
Cash and cash equivalents at the end of the year (Refer Note No: 6)	3,359	3,143

Notes:

- The above Cash- Flow Statement has been prepared under the indirect method set out in Indian Accounting Standard (Ind AS) -7, 'Statement of Cash Flow' as specified in the Companies (Indian Accounting Standards) Rules, 2015.
- Direct Tax paid is treated as arising from operating activities and are not bifurcated between investment and financing activities.
- All figures in brackets indicate outflow.

As per our attached report of even date

For and on behalf of the Board of Directors

For G. D. Apte & Co.
Chartered Accountants
Firm Registration Number: 100515W

Mahesh Chhabria
Managing Director
DIN 00166049

Aditi Chirmule
Executive Director
DIN 01138984

Umesh S. Abhyankar
Partner
Membership Number: 113053
Pune: 15 May 2021

Ashwini Mali
Company Secretary
ACS 19944

Umesh Shastry
Chief Financial Officer
ACA 043136
Pune: 15 May 2021



NOTES TO AND FORMING PART OF THE STANDALONE FINANCIAL STATEMENTS AS AT AND FOR THE YEAR ENDED 31 MARCH 2021*(Amounts in Indian Rupees lakhs, unless otherwise stated)***NOTE 1 :
CORPORATE INFORMATION**

Kirloskar Industries Limited (“the Company”) is a public company incorporated under the provisions of the Companies Act, 1956. Its shares are listed on two stock exchanges in India, namely the BSE Limited and the National Stock Exchange of India Limited. The Company is engaged in wind-power generation. The Company has seven windmills in Maharashtra with total installed capacity of 5.6 Mega Watt (MW). The windmills are located at Tirade Village, Tal. Akole, Dist. Ahmednagar. The Company sells wind power units generated, to third party as per the approval from the Maharashtra State Electricity Distribution Company Limited (MSEDCL) and in the absence of such approval to MSEDCL.

The Company has investment in properties and securities. The Board of Directors had approved the development of some land parcels owned by the Company at Kothrud, Pune. Accordingly, the Company has taken various actions towards the process of the development of the land parcels at Kothrud. During the year, in order to facilitate effective management of real estate activities, the Company has transferred the Real Estate Undertaking at Kothrud to its Wholly Owned Subsidiary, Wellness Space Developers Limited.

The Standalone Financial Statements of the Company for the year ended 31 March 2021, were authorised for issue by the Board of Directors on 15 May 2021.

**NOTE 2:
BASIS OF PREPARATION**

The Standalone Financial Statements of the Company have been prepared in accordance with Indian Accounting Standards (“Ind AS”) notified under Section 133 of the Companies Act, 2013, (“the Act”) read with the Companies (Indian Accounting Standards) Rules, 2015, as amended and other relevant provisions of the Act.

During the year, the Company has consistently applied accounting policies while preparing these Standalone Financial Statements.

The Standalone Financial Statements have been prepared on a historical cost basis, except for the following, which are measured on following basis on each reporting date.

Items	Measurement basis
Investment in equity instruments (other than equity instruments of the subsidiary recognised at cost)	Fair value
Investment in mutual funds	Fair value
Share-based payment	Fair value
Defined benefit liability / (assets)	Fair value of plan assets less present value of defined benefit obligation

Functional and presentation currency

The Items included in the financial statements of the Company are measured using the currency of the primary economic environment in which the company operates (‘the functional currency’). The standalone financial statements are presented in Indian rupee (₹) rounded off to nearest lakhs (unless otherwise stated), which is the Company’s functional and presentation currency.

NOTES TO AND FORMING PART OF THE STANDALONE FINANCIAL STATEMENTS AS AT AND FOR THE YEAR ENDED 31 MARCH 2021
(Amounts in Indian Rupees lakhs, unless otherwise stated)

NOTE 3 :
SIGNIFICANT ACCOUNT JUDGEMENTS, ESTIMATES AND ASSUMPTIONS

The preparation of the Company's Financial Statements requires management to make judgements, estimates and assumptions that affect the reported amounts of revenues, expenses, assets and liabilities, and the accompanying disclosures, including the disclosure of contingent liabilities. Uncertainty about these assumptions and estimates could result in outcomes that require a material adjustment to the carrying amount of assets or liabilities affected in future periods.

i. Judgements

In the process of applying the Company's accounting policies, management has made the following judgements, which have the most significant effect on the amounts recognised in the Financial Statements:

Contingent liability

The Company has received orders and notices from different Government authorities and tax authorities in respect of direct taxes and indirect taxes. The outcome of these matters may have a material effect on the financial position, results of operations or cash flows. Management regularly analyses current information about these matters and discloses the information relating to contingent liability. In making the decision regarding the need for creating loss provision, management considers the degree of probability of an unfavourable outcome and the ability to make a sufficiently reliable estimate of the amount of loss. The filing of a suit or formal assertion of a claim against the Company or the disclosure of any such suit or assertions, does not automatically indicate that a provision of a loss may be appropriate.

ii. Estimates and assumptions

The key assumptions concerning the future and other key sources of estimation uncertainty at the reporting date, that have a significant risk of causing a material adjustment to the carrying amounts of assets and liabilities within the next financial year, are described below. The Company based its assumptions and estimates on parameters available when the Financial Statements were prepared. Existing circumstances and assumptions about future developments, however, may change due to market changes or circumstances arising that are beyond the control of the Company. Such changes are reflected in the assumptions when they occur.

Fair value of financial instruments

The fair value of financial instruments is the price that would be received to sell an asset or paid to transfer a liability in an orderly transaction in the principal (or most advantageous) market at the measurement date under current market conditions, (i.e., an exit price) regardless of whether that price is directly observable or estimated using another valuation technique. When the fair values of financial assets and financial liabilities recorded in the Balance Sheet cannot be derived from active markets, they are determined using a variety of valuation techniques that include the use of valuation models. The inputs to these models are taken from observable markets where possible, but where this is not feasible, estimation is required in establishing fair values. For further details about determination of fair value refer Note No. 4(a) and Note No. 47.

Impairment of non-financial assets

Impairment exists when the carrying value of an asset or Cash Generating Unit (CGU) exceeds its recoverable amount, which is the higher of its fair value less costs of disposal and its value in use. The fair value less costs of disposal calculation is based on available data from binding sales transactions, conducted at arm's length, for similar assets or observable market prices less incremental costs for disposing of the asset. The value in use calculation is based on a Discounted Cash Flow (DCF) model. The cash flows are derived from the budget for the next five years and do not include restructuring

NOTES TO AND FORMING PART OF THE STANDALONE FINANCIAL STATEMENTS AS AT AND FOR THE YEAR ENDED 31 MARCH 2021

(Amounts in Indian Rupees lakhs, unless otherwise stated)

activities that the Company is not yet committed to or significant future investments that will enhance the asset's performance of the CGU being tested. The recoverable amount is sensitive to the discount rate used for the DCF model as well as the expected future cash-inflows and the growth rate used for extrapolation purposes.

Site restoration and decommissioning obligation

A provision is recognised when the Company has a present obligation as a result of past event; it is probable that an outflow of resources embodying economic benefits will be required to settle the obligation, and a reliable estimate can be made of the amount of the obligation. The Company estimates the liability for decommission and restoration obligation in respect of windmills using the best estimates available at each reporting date.

Defined benefit plans

The cost of the defined benefit gratuity plan and other post-employment benefits and the present value of the gratuity obligation are determined using actuarial valuations. An actuarial valuation involves making various assumptions that may differ from actual developments in the future. These include the determination of the discount rate, future salary increases and mortality rates. Due to the complexities involved in the valuation and its long-term nature, a defined benefit obligation is highly sensitive to changes in these assumptions. All assumptions are reviewed at each reporting date.

The parameter most subject to change is the discount rate. In determining the appropriate discount rate for plans operated in India, the management considers the interest rates of government bonds.

The mortality rate is based on publicly available mortality tables. Those mortality tables tend to change only at interval in response to demographic changes. Future salary increases and gratuity increases are based on expected future inflation rates.

Further details about defined benefit plans obligations are given in Note No. 39.

Deferred tax

Deferred tax assets are recognised for all the deductible temporary differences including carry forward of unused tax credits and any unused tax losses. Deferred tax assets are recognised to the extent that it is probable that taxable profit will be available against which the deductible temporary differences, and the carry forward of unused tax credits and unused losses can be utilised.

Share-based payments

Estimating fair value for share-based payment transactions requires determination of the most appropriate valuation model, which is dependent on the terms and conditions of the grant. This estimate also requires determination of the most appropriate inputs to the valuation model including the expected life of the share option, volatility and dividend yield and making assumptions about them.

Estimations and underlying assumptions are reviewed on an ongoing basis. Revisions to estimates are recognised prospectively.

NOTES TO AND FORMING PART OF THE STANDALONE FINANCIAL STATEMENTS AS AT AND FOR THE YEAR ENDED 31 MARCH 2021
(Amounts in Indian Rupees lakhs, unless otherwise stated)

NOTE 4:
SUMMARY OF SIGNIFICANT ACCOUNTING POLICIES

The following are the significant accounting policies applied by the Company in preparing its Standalone Financial Statements:

a) Fair value measurement

The Company measures financial instruments such as investments in equity shares, mutual funds, etc. at fair value at each reporting date.

Fair value is the price that would be received to sell an asset or paid to transfer a liability in an orderly transaction between market participants at the measurement date. The fair value measurement is based on the presumption that the transaction to sell the asset or transfer the liability takes place either:

- In the principal market for the asset or liability, or
- In the absence of a principal market, in the most advantageous market for the asset or liability.

The principal or the most advantageous market must be accessible to the Company.

The fair value of an asset or a liability is measured using the assumptions that market participants would use when pricing the asset or liability, assuming that market participants act in their economic best interest.

A fair value measurement of a non-financial asset considers a market participant's ability to generate economic benefits by using the asset in its highest and best use or by selling it to another market participant that would use the asset in its highest and best use.

The Company uses valuation techniques that are appropriate in the circumstances and for which sufficient information is available to measure fair value, maximising the use of relevant observable inputs and minimising the use of unobservable inputs.

All assets and liabilities for which fair value is measured or disclosed in the Standalone Financial Statements are categorised within the fair value hierarchy, described as follows, based on the lowest level input that is significant to the fair value measurement as a whole:

- Level 1 - Quoted (unadjusted) market prices in active markets for identical assets or liabilities;
- Level 2 - Valuation techniques for which the lowest level input that is significant to the fair value measurement is directly or indirectly observable;
- Level 3 - Valuation techniques for which the lowest level input that is significant to the fair value measurement is unobservable.

For assets and liabilities that are recognised in the Standalone Financial Statements on a recurring basis, the Company determines whether transfers have occurred between levels in the hierarchy by re-assessing categorisation (based on the lowest level input that is significant to the fair value measurement as a whole) at the end of each reporting period.

For the purpose of fair value disclosures, the Company has determined classes of assets and liabilities on the basis of the nature, characteristics and risks of the asset or liability and the level of the fair value hierarchy, as explained above.

This note summarises accounting policy for fair value. Other fair value related disclosures are given in the relevant notes.

- Quantitative disclosures of fair value measurement hierarchy (Refer Note No. 47)
- Financial instruments (including those carried at amortised cost) (Refer Note No. 48)

NOTES TO AND FORMING PART OF THE STANDALONE FINANCIAL STATEMENTS AS AT AND FOR THE YEAR ENDED 31 MARCH 2021

(Amounts in Indian Rupees lakhs, unless otherwise stated)

b) Property, plant and equipment

Freehold land is carried at historical cost. All other items of property, plant and equipment are stated at historical cost net of accumulated depreciation and impairment losses, if any.

The cost comprises of the purchase price and directly attributable costs of bringing the asset to its working condition for the intended use. It also includes the initial estimate of the costs of dismantling, removing the item and restoring the site on which it is located, where the Company has such contractual obligation. Any trade discounts and rebates are deducted in arriving at the purchase price. Each part of item of property, plant and equipment with a cost that is significant in relation to the total cost of the item is depreciated separately. Subsequent costs are included in the asset's carrying amount or recognised as a separate asset, as appropriate, only when it is probable that future economic benefits associated with the item will flow to the Company and the cost of the item can be measured reliably.

Capital work-in-progress comprises of the cost of property, plant and equipment that are not yet ready for their intended use as at the Balance Sheet date.

i. Depreciation and amortisation

Depreciation is provided on all assets (except land, being a non-depreciable asset) equally over the useful life of the individual assets as prescribed under Part C of Schedule II to the Act. These lives also reflect the management's estimate of the useful life of the respective property, plant and equipment.

In case of windmills, useful life of 20 years (instead of 22 years as prescribed in Part C of Schedule II to the Act) has been estimated by the management of the Company for the purpose of charging depreciation based on technical assessment by independent external expert.

Dismantling and restoration cost are depreciated over remaining useful life of the windmill.

In case of vehicles, useful life of 5 years (instead of 8 years as prescribed in Part C of Schedule II to the Act) has been estimated by the management of the Company for the purpose of charging depreciation.

Leasehold improvements are amortised under straight line method over the lower of lease term and the useful life of such assets subject to maximum of 60 months.

All items of property, plant and equipment individually costing ₹ 5,000 or less are fully depreciated in the year of installation.

Depreciation is recognised in the Statement of Profit and Loss from the month in which the asset is acquired while the depreciation on assets sold during the year is recognised in the Statement of Profit and Loss till the month prior to the month in which the asset is sold.

ii. Disposals / derecognition

An item of property, plant and equipment is derecognised upon disposal or when no future economic benefits are expected from its use or disposal. Any gain or loss arising on derecognition of the asset (calculated as the difference between the net disposal proceeds and the carrying amount of the asset) is included in the Statement of Profit and Loss when the asset is derecognised.

iii. The residual values, useful lives and methods of depreciation of property, plant and equipment are reviewed annually and adjusted prospectively, if appropriate.

NOTES TO AND FORMING PART OF THE STANDALONE FINANCIAL STATEMENTS AS AT AND FOR THE YEAR ENDED 31 MARCH 2021

(Amounts in Indian Rupees lakhs, unless otherwise stated)

c) Intangible assets

Intangible assets are recognised when it is probable that the future economic benefits that are attributable to the assets will flow to the Company and the cost of the asset can be measured reliably.

Intangible assets acquired separately are measured on initial recognition at cost. Following initial recognition, intangible assets are carried at cost comprising of the consideration paid for acquisition less accumulated amortisation and accumulated impairment losses, if any. Internally generated intangible assets, excluding capitalised development costs, are not capitalised and the expenditure is recognised in the Statement of Profit and Loss in the period in which the expenditure is incurred.

The useful lives of intangible assets are assessed as either finite or indefinite.

Intangible assets with finite useful lives, i.e., softwares are amortised on a straight-line basis over the period of expected future benefits, i.e., over their estimated useful lives of five years. Intangible assets with indefinite useful lives and intangible assets not yet available for use are tested for impairment at least annually and whenever there is an indication that the asset may be impaired.

The amortisation period and the amortisation method for an intangible asset with a finite useful life are reviewed at least at the end of each reporting period. Changes in the expected useful life or the expected pattern of consumption of future economic benefits embodied in the asset is accounted for by changing the amortisation period or method, as appropriate, and are treated as changes in accounting estimates. The amortisation expense on intangible assets with finite lives is recognised in the Statement of Profit and Loss.

Gains or losses arising from derecognition of an intangible asset are measured as the difference between the net disposal proceeds and the carrying amount of the asset and are recognised in the Statement of Profit and Loss when the asset is derecognised.

d) Revenue recognition

Revenue is recognised upon transfer of control of promised products or services to customers in an amount that reflects the consideration we expect to receive in exchange for those products or services.

- (i) Income from power generation is recognised on supply of power to the grid in accordance with the terms and conditions of the contract with the Open Access Consumer.

The unutilised units by the Open Access Consumer are initially recognised at a rate which is estimated on the basis of latest available rates as per MSEDCL circulars / orders. The same are subsequently billed upon determination of the billable rate / units after verification by MSEDCL in accordance with the Rules and Regulations. The difference between the initial accrual and final billing is adjusted with the revenue of the year in which the billing is done.

- (ii) Income from the sale of Renewable Energy Certificates (RECs) is recognised on an accrual basis at the time when the contract to sale is entered.
- (iii) Dividend is recognised as income when right to receive is established.
- (iv) Interest on fixed deposits with banks, debentures, bonds etc., is recognised on a time proportion basis taking into account the amount outstanding and rate applicable. In case of significant uncertainty of receiving interest, the same is not recognised though accrued and is recognised only when received.
- (v) Profit / Loss of the sale / redemption of investments is dealt with at the time of actual sale / redemption.

NOTES TO AND FORMING PART OF THE STANDALONE FINANCIAL STATEMENTS AS AT AND FOR THE YEAR ENDED 31 MARCH 2021

(Amounts in Indian Rupees lakhs, unless otherwise stated)

e) Expenditure on Corporate Social Responsibility (CSR) activities

The expenditure on CSR activities is recognised in the Statement of Profit and Loss upon utilisation by the trust / NGO to which the funding is made by the Company. The expenditure on CSR activities conducted by the Company is recognised in the Statement of Profit and Loss, on an accrual basis as and when the activities are undertaken.

f) Income taxes**i. Current Income Tax**

Current income tax assets and expenses / liabilities are measured respectively at the amount expected to be recovered from or paid to the taxation authorities. The tax rates and tax laws used to compute the amount are those that are enacted or substantively enacted at the reporting date.

Current income tax relating to items recognised outside profit or loss is recognised outside profit or loss (either in OCI or in equity). Current tax items are recognised in correlation to the underlying transaction either in OCI or directly in equity.

ii. Deferred tax

Deferred tax is recognised in respect of temporary differences between the tax bases of assets and liabilities and their carrying amounts for financial reporting purposes at the reporting date.

Deferred tax liabilities are recognised for all taxable temporary differences, except in respect of taxable temporary differences associated with investments in subsidiaries, when the timing of the reversal of the temporary differences can be controlled and it is probable that the temporary differences will not reverse in the foreseeable future.

Deferred tax assets are recognised for all deductible temporary differences, the carry forward of unused tax credits and any unused tax losses. Deferred tax assets are recognised to the extent that it is probable that taxable profit will be available against which the deductible temporary differences, and the carry forward of unused tax credits and unused tax losses can be utilised except when the deferred tax asset relating to the deductible temporary difference arises from the initial recognition of an asset or liability in a transaction that is not a business combination and, at the time of the transaction, affects neither the accounting profit nor taxable profit or loss.

In respect of deductible temporary differences associated with investments in subsidiaries, associates and interests in joint ventures, deferred tax assets are recognised only to the extent that it is probable that the temporary differences will reverse in the foreseeable future and taxable profit will be available against which the temporary differences can be utilised.

The carrying amount of deferred tax assets is reviewed at each reporting date and reduced to the extent that it is no longer probable that sufficient taxable profit will be available to allow all or part of the deferred tax asset to be utilised. Unrecognised deferred tax assets are re-assessed at each reporting date and are recognised to the extent that it has become probable that future taxable profits will allow the deferred tax asset to be recovered.

Deferred tax assets and liabilities are measured at the tax rates that are expected to apply in the year when the asset is realised or the liability is settled, based on tax rates (and tax laws) that have been enacted or substantively enacted at the reporting date. Deferred tax relating to items recognised outside profit or loss is recognised outside profit or loss, (either in other comprehensive income or in equity). Deferred tax items are recognised in correlation to the underlying transaction either in OCI or directly in equity.

Deferred tax assets and deferred tax liabilities are offset if a legally enforceable right exists to set off current tax assets against current tax liabilities and the deferred taxes relate to the same

NOTES TO AND FORMING PART OF THE STANDALONE FINANCIAL STATEMENTS AS AT AND FOR THE YEAR ENDED 31 MARCH 2021
(Amounts in Indian Rupees lakhs, unless otherwise stated)

taxable Company and the same taxation authority.

g) Investments

i. Investment in subsidiary

Interest in subsidiaries are recognised at cost and not adjusted to fair value at the end of each reporting period. Cost represents amount paid for acquisition of the said investments.

The Company assesses at the end of each reporting period, if there are any indications that the said investments may be impaired. If so, the Company estimates the recoverable value / amount of the investment and provides for impairment, if any, i.e., the deficit in the recoverable value over cost.

ii. Investment property

Investment in land and / or buildings that are not intended to be occupied substantially for use by or in the operations of the Company are classified as investment property.

Investment property is initially measured at cost, including related transaction costs. The cost of investment property includes its purchase price and directly attributable expenditure, if any. Subsequent expenditure is capitalised to the asset's carrying amount only when it is probable that future economic benefits associated with expenditure will flow to the Company and the cost of the item can be measured reliably. All other repairs and maintenance costs are expensed when incurred.

Subsequent to the initial recognition, investment property is stated at cost less accumulated depreciation and accumulated impairment loss, if any. Depreciation on investment property has been provided in a manner that amortise the cost of the assets over their estimated useful lives on straight line method as per the useful life prescribed under Schedule II of the Act.

Investment property in the form of land is not depreciated.

Investment property is derecognised either when it is disposed off or permanently withdrawn from use and no future economic benefit is expected from its disposal. The difference between the net disposal proceeds and the carrying amount of the asset is recognised in the Statement Profit and Loss in the period of derecognition.

Though the Company measures investment property using cost-based measurement, the fair value of investment property is disclosed as required by IND AS 40 'Investment Properties'. Fair values are determined based on a periodic evaluation performed by an accredited external independent valuer applying valuation model recommended by recognised valuation standards committee.

h) Leases

Company as a Lessee

The Company's lease asset classes primarily consist of leases for land and buildings. The Company, at the inception of a contract, assesses whether the contract is a lease or otherwise. A contract is, or contains, a lease if the contract conveys the right to control the use of an identified asset for a time in exchange for a consideration. This policy has been applied to contracts existing and entered into on or after April 1, 2019.

The Company recognises a right-of-use asset and a lease liability at the lease commencement date.

The right-of-use asset is initially measured at cost, which comprises the initial amount of the lease liability adjusted for any lease payments made at or before the commencement date, plus any initial direct costs incurred and an estimate of costs to dismantle and remove the underlying asset or to restore

NOTES TO AND FORMING PART OF THE STANDALONE FINANCIAL STATEMENTS AS AT AND FOR THE YEAR ENDED 31 MARCH 2021

(Amounts in Indian Rupees lakhs, unless otherwise stated)

the underlying asset or the site on which it is located, less any lease incentives received. The right-of-use asset is subsequently depreciated using the straight-line method from the commencement date to the end of the lease term. Such depreciation is recognised in the Statement of Profit and Loss except to the extent that it can be allocated to any property, plant and equipment.

The lease liability is initially measured at the present value of the lease payments that are not paid at the commencement date, discounted using the Company's incremental borrowing rate. After the commencement date, the lease liability is adjusted by increasing the carrying amount to reflect interest on the lease liability; reducing the carrying amount to reflect the lease payments made; and remeasuring the carrying amount to reflect any reassessment or lease modifications. The lease liability is also remeasured when there is a change in future lease payments arising from a change in an index or rate, if there is a change in the Company's estimate of the amount expected to be payable under a residual value guarantee, or if the Company changes its assessment of whether it will exercise a purchase, extension or termination option. When the lease liability is remeasured in this way, a corresponding adjustment is made to the carrying amount of the right-of-use asset, or is recorded in profit or loss if the carrying amount of the right-of-use asset has been reduced to zero. The interest on the lease liability is recognised in the Statement of Profit and Loss except to the extent that it can be allocated to any property, plant and equipment.

The Company has elected not to recognise right-of-use assets and lease liabilities for short-term leases that have a lease term of 12 months or less and leases of low-value assets (assets of less than ₹ 5,000 in value). The Company recognises the lease payments associated with these leases as an expense over the lease term.

The company has consistently applied the accounting policy as stated in above mentioned paragraphs with effect from April 01, 2019, (i.e., from the comparative period).

Company as a Lessor

Leases in which the Company does not transfer substantially all the risks and rewards of ownership of an asset are classified as operating leases. Rental income from operating lease is recognised on a straightline basis over the term of the relevant lease unless the payments to the lessor are structured to increase in line with expected general inflation to compensate for the lessor's expected inflationary cost increases or another systematic basis is available. Initial direct costs incurred in negotiating and arranging an operating lease are added to the carrying amount of the leased asset and recognised over the lease term on the same basis as rental income. Contingent rents are recognised as revenue in the period in which they are earned. Leases are classified as finance leases when substantially all of the risks and rewards of ownership transfer from the company to the lessee. Amounts due from lessees under finance leases are recorded as receivables at the Company's net investment in the leases. Finance lease income is allocated to accounting periods to reflect a constant periodic rate of return on the net investment outstanding in respect of the lease.

i) Inventories

Renewable Energy Certificates (RECs) are recognised upon application for certification to the respective authorities till such units are sold and valued at lower of cost and net realisable value. Cost comprises of costs incurred for certification of RECs. Net realisable value of RECs is the estimated selling price in the ordinary course of business.

j) Impairment of non-financial assets

The Company assesses at each reporting date whether there is an indication that an asset may be impaired. If any indication exists, or when annual impairment testing for an asset is required, the Company estimates the asset's recoverable amount. An asset's recoverable amount is the higher of an asset's or Cash Generating Unit's (CGU) fair value less costs to sell and its value in use. It is determined for an individual asset, unless the asset does not generate cash inflows that are largely independent of those from other assets of the Company. When the carrying amount of an asset or CGU exceeds its

NOTES TO AND FORMING PART OF THE STANDALONE FINANCIAL STATEMENTS AS AT AND FOR THE YEAR ENDED 31 MARCH 2021

(Amounts in Indian Rupees lakhs, unless otherwise stated)

recoverable amount, the asset is considered impaired and is written down to its recoverable amount.

In assessing value in use, the estimated future cash flows are discounted to their present value using a pre-tax discount rate that reflects current market assessments of the time value of money and the risks specific to the asset. In determining fair value less costs to sell, recent market transactions are considered, if available. If no such transactions can be identified, an appropriate valuation model is used. These calculations are corroborated by valuation multiples, quoted share prices for publicly traded subsidiaries or other available fair value indicators.

Impairment losses, including impairment on inventories, are recognised in the Statement of Profit and Loss in those expense categories consistent with the function of the impaired asset.

For assets excluding goodwill, an assessment is made at each reporting date as to whether there is any indication that previously recognised impairment losses may no longer exist or may have decreased. If such indication exists, the Company estimates the asset's or CGU's recoverable amount. A previously recognised impairment loss is reversed only if there has been a change in the assumptions used to determine the asset's recoverable amount since the last impairment loss was recognised. The reversal is limited so that the carrying amount of the asset does not exceed its recoverable amount, nor exceed the carrying amount that would have been determined, net of depreciation, had no impairment loss been recognised for the asset in prior years. Such reversal is recognised in the Statement of Profit and Loss.

k) Provisions

A provision is recognised when the Company has a present obligation as a result of past event; it is probable that an outflow of resources embodying economic benefits will be required to settle the obligation, and a reliable estimate can be made of the amount of the obligation.

When the Company expects some or all of the provision to be reimbursed, for example, under an insurance contract, the reimbursement is recognised as a separate asset, but only when the reimbursement is virtually certain. The expense relating to a provision is presented in the Statement of Profit and Loss net of any reimbursement.

If the effect of the time value of money is material, provisions are discounted using a current pre-tax rate that reflects, when appropriate, the risks specific to the liability. When discounting is used, the increase in the provision due to the passage of time is recognised as a finance cost.

l) Contingent liabilities

A contingent liability is a possible obligation that arises from past events whose existence will be confirmed by the occurrence or non-occurrence of one or more uncertain future events beyond the control of the Company or a present obligation that is not recognised because it is not probable that an outflow of resources will be required to settle the obligation. A contingent liability also arises in extremely rare cases where there is a liability that cannot be recognised because it cannot be measured reliably. The Company does not recognise a contingent liability but discloses its existence in the Standalone Financial Statements.

m) Capital Commitments

Commitments are future liabilities for contractual expenditure, classified and disclosed as follows:

- (i) estimated amount of contracts remaining to be executed on capital account and not provided for; and
- (ii) other non-cancellable commitments, if any, to the extent they are considered material and relevant in the opinion of management.

NOTES TO AND FORMING PART OF THE STANDALONE FINANCIAL STATEMENTS AS AT AND FOR THE YEAR ENDED 31 MARCH 2021

(Amounts in Indian Rupees lakhs, unless otherwise stated)

n) Retirement and other employee benefits**a) Short term employee benefits**

The distinction between short term and long-term employee benefits is based on expected timing of settlement rather than the employee's entitlement benefits. All employee benefits payable within twelve months of rendering the service are classified as short-term benefits and are measured on an undiscounted basis according to the terms and conditions of employment. Such benefits include salaries, bonus, short term compensated absences, awards, etc. and are recognised in the period in which the employee renders the related service, except to the extent that it can be allocated to any property, plant and equipment.

b) Other-employment benefits**(i) Defined contribution plan**

The eligible employees of the Company are entitled to receive benefits under the Provident Fund and Superannuation Scheme, which are defined contribution plans. In case of Provident Fund, both the employee and the Company contribute monthly at a stipulated rate to the Government Provident Fund, while in case of Superannuation, the Company contributes to Life Insurance Corporation of India at a stipulated rate. The Company has no liability for future Provident Fund or Superannuation benefits other than its annual contributions which are recognised as an expense on an accrual basis.

The Company recognises contribution payable as expenditure, when an employee renders the related services. If the contribution payable to the scheme for services received before Balance Sheet date exceeds the contribution already paid, the deficit payable to the scheme is recognised as a liability after deducting the contribution already paid. If the contribution already paid exceeds the contribution due for services received before the Balance Sheet date, then the excess recognised as an asset to the extent that the pre-payment will lead to, for example, a reduction in future payment or cash refund.

(ii) Defined benefit plan

The Company operates a defined benefit plan for its employees, viz., gratuity. The present value of the obligation or asset under such defined benefit plans is determined based on the actuarial valuation using the Projected Unit Credit Method as at the date of the Balance Sheet. The present value of the defined benefit obligation is determined by discounting the estimated future cash outflows by reference to market yields at the end of the reporting period on government bonds that have terms approximating to the terms of the related obligation.

The interest cost is calculated by applying the discount rate to the balance of the defined benefit obligation. This cost is included in finance cost in the Statement of Profit and Loss.

Remeasurement gains and losses arising from experience adjustments and changes in actuarial assumptions are recognised in the period in which they occur, directly as other comprehensive income. They are included in retained earnings in the Statement of Changes in Equity.

Changes in the present value of the defined benefit obligation resulting from plan amendments or curtailments are recognised immediately in profit or loss as past service cost.

NOTES TO AND FORMING PART OF THE STANDALONE FINANCIAL STATEMENTS AS AT AND FOR THE YEAR ENDED 31 MARCH 2021

(Amounts in Indian Rupees lakhs, unless otherwise stated)

(iii) Benefits for long term compensated absences

The Company treats accumulated leave expected to be carried forward beyond twelve months, as long-term employee benefit for measurement purposes. Such long-term compensated absences are provided for based on the actuarial valuation using the Projected Unit Credit Method at the year end.

Remeasurement gains and losses arising from experience adjustments and changes in actuarial assumptions are recognised in the period in which they occur, directly as other comprehensive income. They are included in retained earnings in the Statement of Changes in Equity.

o) Share based payments

Eligible employees in terms of the Employees Stock Options Scheme of the Company receive remuneration in the form of share-based payments, whereby employees render services as consideration for equity instruments granted (equity-settled transactions).

The cost of equity-settled transactions is determined by the fair value at the date when the grant is made using an appropriate valuation model.

That cost is recognised, together with a corresponding increase in Share-Based Payment ("SBP") reserves in equity, over the period in which the performance and / or service conditions are fulfilled in employee benefits expense / vesting period. The cumulative expense recognised for equity-settled transactions at each reporting date until the vesting date reflects the extent to which the vesting period has expired and the Company's best estimate of the number of equity instruments that will ultimately vest. The Statement of Profit and Loss expense or credit for a period represents the movement in cumulative expense recognised as at the beginning and end of that period and is recognised in employee benefits expense.

In respect of options issued to employees of Subsidiary, the Company has treated the charge as Deemed Equity Investments in subsidiary.

No expense is recognised for awards that do not ultimately vest, except for equity-settled transactions for which vesting is conditional upon a market or non-vesting condition. These are treated as vesting irrespective of whether or not the market or non-vesting condition is satisfied, provided that all other performance and / or service conditions are satisfied.

When the terms of an equity-settled award are modified, the minimum expense recognised is the expense had the terms had not been modified, if the original terms of the award are met. An additional expense is recognised for any modification that increases the total fair value of the share-based payment transaction or is otherwise beneficial to the employee as measured at the date of modification.

The dilutive effect of outstanding options is reflected as share dilution in the computation of diluted earnings per share.

NOTES TO AND FORMING PART OF THE STANDALONE FINANCIAL STATEMENTS AS AT AND FOR THE YEAR ENDED 31 MARCH 2021

(Amounts in Indian Rupees lakhs, unless otherwise stated)

p) Financial instruments

A financial instrument is any contract that gives rise to a financial asset of one entity and a financial liability or equity instrument of another entity.

a) Financial assets***Initial recognition and measurement of financial assets***

All financial assets are recognised initially at fair value plus, in the case of financial assets not recorded at fair value through profit or loss, transaction costs that are attributable to the acquisition of the financial asset.

Subsequent measurement

For purposes of subsequent measurement, financial assets are classified in the following categories:

- Debt instruments at amortised cost
- Debt instruments at Fair Value Through Profit or Loss (FVTPL)
- Equity instruments measured at Fair Value Through Other Comprehensive Income (FVTOCI)

Debt instruments at amortised cost

A 'debt instrument' is measured at the amortised cost if both the following conditions are met:

- The asset is held within a business model whose objective is to hold assets for collecting contractual cash flows, and
- Contractual terms of the asset give rise on specified dates to cash flows that are Solely Payments of Principal and Interest (SPPI) on the principal amount outstanding.

After initial measurement, such financial assets are subsequently measured at amortised cost using the Effective Interest Rate (EIR) method. Amortised cost is calculated by considering any discount or premium on acquisition and fees or costs that are an integral part of the EIR. Interest income from these financial assets is included in finance income using the effective interest rate method.

Equity investments

All equity investments in scope of Ind AS 109 are measured at fair value. Equity instruments which are held for trading are classified as at FVTPL. For all other equity instruments, the Company has made an irrevocable election to present subsequent changes in the fair value in the OCI. The Company makes such election on an instrument-by-instrument basis. The classification is made on initial recognition and is irrevocable.

If the Company decides to classify an equity instrument as at FVTOCI, then all fair value changes on the instrument, excluding dividends, are recognised in the OCI. There is no recycling of the amounts from OCI to Statement of Profit and Loss, on sale of investment. However, the Company transfers the cumulative gain or loss within the equity from OCI to Retained Earnings.

Equity instruments included within the FVTPL category are measured at fair value with all changes recognised in the Statement of Profit and Loss at each reporting date.

Dividends from such investments are recognised in profit or loss when the Company's right to receive payments is established.

NOTES TO AND FORMING PART OF THE STANDALONE FINANCIAL STATEMENTS AS AT AND FOR THE YEAR ENDED 31 MARCH 2021
(Amounts in Indian Rupees lakhs, unless otherwise stated)

Derecognition

A financial asset (or, where applicable, a part of a financial asset or part of a group of similar financial assets) is primarily derecognised when:

- The rights to receive cash flows from the asset have expired, or
- The Company has transferred its rights to receive cash flows from the asset or has assumed an obligation to pay the received cash flows in full without material delay to a third party under a 'pass-through' arrangement; and either (a) the Company has transferred substantially all the risks and rewards of the asset, or (b) the Company has neither transferred nor retained substantially all the risks and rewards of the asset, but has transferred control of the asset.

When the Company has transferred its rights to receive cash flows from an asset or has entered into a pass-through arrangement, it evaluates if and to what extent it has retained the risks and rewards of ownership. When it has neither transferred nor retained substantially all of the risks and rewards of the asset, nor transferred control of the asset, the Company continues to recognise the transferred asset to the extent of the Company's continuing involvement. In that case, the Company also recognises an associated liability. The transferred asset and the associated liability are measured on a basis that reflects the rights and obligations that the Company has retained.

Continuing involvement that takes the form of a guarantee over the transferred asset is measured at the lower of the original carrying amount of the asset and the maximum amount of consideration that the Company could be required to repay.

Impairment of financial assets

In accordance with Ind AS 109, the Company applies Expected Credit Loss (ECL) model for measurement and recognition of impairment loss on the following financial assets and credit risk exposure:

- Financial assets that are debt instruments, and are measured at amortised cost
- Trade receivables or any contractual right to receive cash or another financial asset

The Company follows 'simplified approach' for recognition of impairment loss allowance on Trade receivables.

The application of simplified approach does not require the Company to track changes in credit risk. Rather, it recognises impairment loss allowance based on lifetime ECLs at each reporting date, right from its initial recognition.

For recognition of impairment loss on other financial assets and risk exposure, the Company determines that whether there has been a significant increase in the credit risk since initial recognition. If credit risk has not increased significantly, 12-month ECL is used to provide for impairment loss. However, if credit risk has increased significantly, lifetime ECL is used. If, in a subsequent period, credit quality of the instrument improves such that there is no longer a significant increase in credit risk since initial recognition, then the entity reverts to recognising impairment loss allowance based on 12-month ECL.

Lifetime ECL are the expected credit losses resulting from all possible default events over the expected life of a financial instrument. The 12-month ECL is a portion of the lifetime ECL which results from default events that are possible within 12 months after the reporting date.

ECL is the difference between all contractual cash flows that are due to the Company in accordance with the contract and all the cash flows that the entity expects to receive, (i.e., all cash shortfalls), discounted at the original EIR. When estimating the cash flows, an entity is required to consider:

- All contractual terms of the financial instrument over the expected life of the financial instrument. However, in rare cases when the expected life of the financial instrument cannot be estimated reliably, then the entity is required to use the remaining contractual term of the financial instrument.
- Cash flows from the sale of collateral held or other credit enhancements that are integral to the contractual terms.

NOTES TO AND FORMING PART OF THE STANDALONE FINANCIAL STATEMENTS AS AT AND FOR THE YEAR ENDED 31 MARCH 2021

(Amounts in Indian Rupees lakhs, unless otherwise stated)

As a practical expedient, the Company uses a provision matrix to determine impairment loss allowance on portfolio of its trade receivables. The provision matrix is based on its historically observed default rates over the expected life of the trade receivables and is adjusted for forward-looking estimates. At every reporting date, the historical observed default rates are updated and changes in the forward-looking estimates are analysed.

ECL impairment loss allowance (or reversal) recognised during the period is recognised as income / expense in the Statement of Profit and Loss. This amount is reflected under the head 'other expenses' in the Statement of Profit and Loss. The Balance Sheet presentation for various financial instruments is described below:

- Financial assets measured as at amortised cost and contractual revenue receivables: ECL is presented as an allowance, i.e., as an integral part of the measurement of those assets in the Balance Sheet. The allowance reduces the net carrying amount. Until the asset meets write-off criteria, the Company does not reduce impairment allowance from the gross carrying amount.

For assessing increase in credit risk and impairment loss, the Company combines financial instruments on the basis of shared credit risk characteristics with the objective of facilitating an analysis that is designed to enable significant increases in credit risk to be identified on a timely basis. The Company does not have any Purchased or Originated Credit-Impaired (POCI) financial assets, i.e., financial assets which are credit impaired on purchase / origination.

b) Financial liabilities***Initial recognition and measurement***

Financial liabilities are recognised initially at fair value net of, in the case of financial liabilities not classified as FVTPL, transaction costs that are attributable to the issue of the financial liability. Financial assets and financial liabilities are recognised in the Balance Sheet when the Company becomes a party to the contractual provisions of the instrument.

Financial liabilities at FVTPL

Financial liabilities at FVTPL include financial liabilities held for trading and financial liabilities designated as such upon initial recognition. Financial liabilities are classified as held for trading if they are incurred for the purpose of repurchasing in the near term. This category also includes derivative financial instruments entered into by the Company that are not designated as hedging instruments in hedge relationships as defined by Ind AS 109. Gains or losses on liabilities held for trading are recognised in the Statement of Profit and Loss.

Financial liabilities designated as such upon initial recognition at the initial date of recognition if the criteria in Ind AS 109 are satisfied. For liabilities designated as FVTPL, fair value gains / losses attributable to changes in own credit risks are recognised in OCI. These gains / losses are not subsequently transferred to the Statement of Profit and Loss. However, the Company may transfer the cumulative gain or loss within equity. All other changes in fair value of such liability are recognised in the Statement of Profit and Loss.

Financial liabilities at amortised cost

After initial recognition, these instruments are subsequently measured at amortised cost using the Effective Interest Rate (EIR) method. Gains and losses are recognised in the Statement of Profit and Loss when the liabilities are derecognised as well as through the EIR amortisation process.

Amortised cost is calculated by taking into account any discount or premium on acquisition and fees or costs that are an integral part of the EIR. The EIR amortisation is included as finance costs in the Statement of Profit and Loss.

NOTES TO AND FORMING PART OF THE STANDALONE FINANCIAL STATEMENTS AS AT AND FOR THE YEAR ENDED 31 MARCH 2021
(Amounts in Indian Rupees lakhs, unless otherwise stated)

De-recognition of financial liability

A financial liability (or a part of a financial liability) is derecognised from the Balance Sheet when, and only when, it is extinguished, i.e., when the obligation specified in the contract is discharged or cancelled or expired.

When an existing financial liability is replaced by another from the same lender on substantially different terms, or the terms of an existing liability are substantially modified, such an exchange or modification is treated as the derecognition of the original liability and the recognition of a new liability. The difference in the respective carrying amounts is recognised in the Statement of Profit and Loss.

Offsetting of financial instruments

Financial assets and financial liabilities are offset and the net amount is reported in the Balance Sheet if there is a currently enforceable legal right to offset the recognised amounts and there is an intention to settle on a net basis, to realise the assets and settle the liabilities, simultaneously.

Equity shares are classified as equity. Incremental costs directly attributable to the issue of new shares or options are shown in equity as a deduction, net of tax, from the proceeds.

q) Cash Flow Statement

Cash flows are reported using the indirect method, whereby net profit before tax is adjusted for the effects of transactions of a non cash nature and any deferral or accruals of past or future cash receipts or payments. The cash flows from regular operating, investing and financing activities of the Company are segregated.

r) Cash and cash equivalents

Cash and cash equivalent in the Balance Sheet comprise cash at banks and on hand and short-term deposits with original maturity of three months or less, which are subject to an insignificant risk of changes in value. In the Statement of Cash Flows, cash and cash equivalents consist of cash and short-term deposits, as defined above, net of outstanding bank overdrafts, if any, as they are considered as integral part of the Company's cash management.

s) Dividend

The Company recognises a liability to make cash distributions to the equity holders of the Company when the distribution is authorised, and the distribution is no longer at the discretion of the Company. As per the provisions of the Act, a distribution is authorised when it is approved by the shareholders except in case of interim dividend which is approved by the Board of Directors. A corresponding amount is recognised directly in equity.

t) Earnings Per Share (EPS)

Basic EPS is calculated by dividing the Company's earnings for the year attributable to ordinary equity shareholders of the Company by the weighted average number of ordinary shares outstanding during the year. The earnings considered in ascertaining the Company's EPS comprise the net profit after tax attributable to equity shareholders. The weighted average number of equity shares outstanding during the year is adjusted for events of bonus issue, bonus element in a rights issue to existing shareholders, share split, and reverse share split (consolidation of shares) other than the conversion of potential equity shares that have changed the number of equity shares outstanding, without a corresponding change in resources.

The diluted EPS is calculated on the same basis as basic EPS, after adjusting for the effects of potential dilutive equity shares.

NOTES TO AND FORMING PART OF THE STANDALONE FINANCIAL STATEMENTS AS AT AND FOR THE YEAR ENDED 31 MARCH 2021

(Amounts in Indian Rupees lakhs, unless otherwise stated)

u) Segment reporting**i) Identification of segment**

An operating segment is a component of a company whose operating results are regularly reviewed by the Company's Chief Operating Decision Maker (CODM) to make decisions about resource allocation and assess its performance and for which discrete financial information is available.

ii) Allocation of income and direct expenses and unallocated expenses

Income and direct expenses allocable to segments are classified based on items that are individually identifiable to that segment. Common allocable costs are allocated to each segment pro-rata on the basis of revenue of each segment to the total revenue of the Company. The remainder is considered as un-allocable expense.

iii) Segment policies

The Company prepares its segment information in conformity with the accounting policies adopted for preparing and presenting the Financial Statements of the Company as a whole.

NOTE 5:**RECENT ACCOUNTING PRONOUNCEMENTS**

On March 24, 2021, the Ministry of Corporate Affairs ("MCA") through a Notification, amended Schedule III of the Companies Act, 2013. The amendments revise Division I, II and III of Schedule III and are applicable from April 1, 2021. Key amendments relating to Division III which relate to Core Investment Companies whose Financial Statements are required to comply with Companies (Indian Accounting Standards) Rules 2015 are:

Balance Sheet and Statement of Changes in Equity

- Certain additional disclosures in the Statement of Changes in Equity such as changes in equity share capital due to prior period errors and restated balances at the beginning of the current reporting period.
- Specified format for disclosure of shareholding of Promoters.
- Specified format for ageing schedule of trade receivables, trade payables, capital work-in-progress and intangible asset under development.
- If a company has not used funds for the specific purpose for which it was borrowed from banks and financial institutions, then disclosure of details of where it has been used.
- Specific disclosure under 'additional regulatory requirement' such as compliance with approved schemes of arrangements, compliance with number of layers of companies, title deeds of immovable property not held in name of company, loans and advances to Promoters, Directors, Key Managerial Personnel (KMP) and related parties, details of benami property held, etc.

Statement of Profit and Loss

- Additional disclosures relating to Corporate Social Responsibility (CSR), undisclosed income and crypto or virtual currency specified under the head 'additional information' in the notes forming part of the Standalone Financial Statements.

The amendments are extensive and the Company will evaluate the same to give effect to them as required by law.

NOTES TO AND FORMING PART OF THE STANDALONE FINANCIAL STATEMENTS AS AT AND FOR THE YEAR ENDED 31 MARCH 2021
(Amounts in Indian Rupees lakhs, unless otherwise stated)

	As at 31 March 2021	As at 31 March 2020
NOTE 6 :		
CASH AND CASH EQUIVALENTS		
Cash on hand	1	1
Balances with banks		
- On current accounts	180	240
- Fixed deposits having original maturity less than 3 months	3,178	2,902
Total	3,359	3,143

NOTE 7 :
BANK BALANCES OTHER THAN NOTE (6) ABOVE

Earmarked balances		
Unclaimed dividend accounts	80	91
Other bank balances		
Deposits with banks	1,392	-
Total	1,472	91

NOTE 8 :
RECEIVABLES

Trade receivables		
- Unsecured, considered good	3	-
Total	3	-

There are no debts due by the directors or other officers of the Company or any of them either severally or jointly with any other person or debts due by firms including Limited Liability Partnerships (LLPs), private companies, respectively, in which any director or other officer is a partner or a director or a member.

KIRLOSKAR INDUSTRIES LIMITED

A Kirloskar Group Company

NOTES TO AND FORMING PART OF THE STANDALONE FINANCIAL STATEMENTS AS AT AND FOR THE YEAR ENDED 31 MARCH 2021

(Amounts in Indian Rupees lakhs, unless otherwise stated)

	Face value	As at 31 March 2021		As at 31 March 2020	
	(₹)	Nos.	₹ in Lakhs	Nos.	₹ in Lakhs
NOTE 9 :					
INVESTMENTS					
(A) Measured at fair value through other comprehensive income					
(i) (Quoted equity instruments, fully paid)					
Kirloskar Pneumatic Company Limited	2	64,22,990	16,505	64,22,990	6,066
Swaraj Engines Limited	10	21,14,349	27,741	21,14,349	19,137
Kirloskar Brothers Limited	2	1,89,88,038	45,438	1,89,88,038	16,482
Kirloskar Oil Engines Limited	2	82,10,439	13,432	82,10,439	7,135
Cummins India Limited	2	683	6	683	2
			<u>1,03,122</u>		<u>48,822</u>
(ii) (Unquoted equity instruments, fully paid)					
S. L. Kirloskar CSR Foundation \$	10	9,800	-	9,800	-
Kirloskar Management Services Private Limited	10	1,75,000	19	1,75,000	18
The Mysore Kirloskar Limited (In liquidation)	10	1,13,460	27	1,13,460	27
Less: Provision for impairment loss			(27)		(27)
			<u>19</u>		<u>18</u>
Sub-total (A)			<u>1,03,141</u>		<u>48,840</u>
(B) Measured at amortised cost					
<i>(Unquoted debentures and bonds)</i>					
The Mysore Kirloskar Limited (In liquidation)					
12.5% Secured Non Convertible Part "B" debentures of ₹ 44/- each	100	30,000	13	30,000	13
Less: Provision for impairment loss			(13)		(13)
Sub-total (B)			<u>-</u>		<u>-</u>
(C) Measured at fair value through profit and loss Investments in liquid mutual funds					
DSP Blackrock Liquidity Fund- Reg(G)		61,295	1,790	61,295	1,730
ICICI Prudential Liquid Plan (G)		5,93,909	1,800	5,93,909	1,737
Nippon India Liquid Fund (G) *		-	-	35,927	1,732
Sub-total (C)			<u>3,590</u>		<u>5,199</u>
Total (A + B + C)			<u>1,06,731</u>		<u>54,039</u>

* During the year, the Company sold 35,927 units for consideration of ₹ 1,740 Lakhs and resulting gain on sale of units amounting to ₹ 8 lakhs has been considered under "Net Gain on Fair Value changes" (Refer Note No. 27)

\$ Held at nominal value of ₹ 1/-

NOTES TO AND FORMING PART OF THE STANDALONE FINANCIAL STATEMENTS AS AT AND FOR THE YEAR ENDED 31 MARCH 2021
(Amounts in Indian Rupees lakhs, unless otherwise stated)

	As at 31 March 2021	As at 31 March 2020
NOTE 10 :		
OTHER FINANCIAL ASSETS		
Measured at amortised cost		
(Unsecured, considered good, unless otherwise stated)		
Contract assets (unbilled receivables)	25	44
Unsecured, credit impaired	-	39
Less: Allowance for impairment loss	-	(39)
	25	44
Security deposits	15	30
Other receivables	14	7
Receivable from Wholly Owned Subsidiary for:		
-Transfer of Real Estate Business Undertaking at Kothrud (Refer Note No. 38)	7,500	-
-Loan*	1,500	-
-Other receivables	205	-
Other advances		
Unsecured, credit impaired	386	386
Less: Allowance for impairment loss	(386)	(386)
	-	-
Total	9,259	81

* The loan is unsecured, non interest bearing and repayable on demand.

NOTE 11 :
INVESTMENT IN SUBSIDIARIES

Measured at cost		
<i>(Quoted equity instruments, fully paid)</i>		
Kirloskar Ferrous Industries Limited	17,526	17,526
-Extent of holding by the Company is 51.06 % (Previous Year: 51.26%)*		
-Number of shares held 7,06,43,754 (Previous Year: 7,06,43,754)		
<i>(Unquoted equity instruments, fully paid)</i>		
Wellness Space Developers Limited		
Investment in equity shares	2	-
-Extent of holding by the Company is 100% (Previous Year: NIL)		
-Number of shares held 10,000 (Previous Year: NIL)		
Deemed investments	109	-
(Fair value of ESAR to employees of subsidiary)		
Total	17,637	17,526

* During the year, subsidiary has issued 5,26,690 equity shares (Previous Year: 1,72,950 equity shares) under its ESOP scheme thereby reducing the Company's extent of holding from 51.26% to 51.06%.

KIRLOSKAR INDUSTRIES LIMITED

A Kirloskar Group Company

NOTES TO AND FORMING PART OF THE STANDALONE FINANCIAL STATEMENTS AS AT AND FOR THE YEAR ENDED 31 MARCH 2021
(Amounts in Indian Rupees lakhs, unless otherwise stated)

	As at 31 March 2021	As at 31 March 2020
NOTE 12 : INVENTORIES		
Renewable Energy Certificates (RECs) and RECs under certification*	1	-
[Total REC units 7,905 (Previous Year: 1,168); of which certified units are 7,179 and 726 units are under certification]		
Total	1	-

(* Value less than a Rupee lakh for Previous Year)

NOTE 13 : CURRENT TAX ASSETS (NET)

Advance Income Tax	1,531	1,315
[Net of Provision for Income Tax ₹ 8,651 lakhs (Previous Year: ₹ 7,981 lakhs)]		
Total	1,531	1,315

NOTES TO AND FORMING PART OF THE STANDALONE FINANCIAL STATEMENTS AS AT AND FOR THE YEAR ENDED 31 MARCH 2021
(Amounts in Indian Rupees lakhs, unless otherwise stated)

	As at 31 March 2021	As at 31 March 2020
NOTE 14 :		
INVESTMENT PROPERTY		
Land (at cost)		
Balance as at the beginning of the year	15	15
Add: Additions during the year	-	-
Less: Transferred during the year *	3	-
Balance as at the end of the year (i)	12	15
Building (at cost less depreciation)		
(a) Gross block		
Balance as at the beginning of the year	2,731	2,740
Add: Additions during the year	-	27
Less: Sold during the year	-	36
Less: Transferred during the year *	62	-
Balance as at the end of the year	2,669	2,731
(b) Accumulated depreciation		
Balance as at the beginning of the year	844	774
Add: Depreciation for the year	81	80
Less: on disposals	-	10
Less: Transferred during the year *	44	-
Balance as at the end of the year	881	844
Net Block of building (ii) = (a) - (b)	1,788	1,887
Total investment property (i) +(ii)	1,800	1,902

* On account of transfer of Real Estate Business Undertaking at Kothrud (Refer Note No. 38)

Movement in fair value of Investment Properties

Fair value of properties as at the beginning of the year	75,584	73,476
Fair valuation pertaining to property transferred during the year (Refer Note No. 38)	(37,307)	-
Change in fair value of other properties	1,783	2,108
Fair value of assets as at the end of the year	40,060	75,584

NOTES TO AND FORMING PART OF THE STANDALONE FINANCIAL STATEMENTS AS AT AND FOR THE YEAR ENDED 31 MARCH 2021
(Amounts in Indian Rupees lakhs, unless otherwise stated)

Fair valuation methodology

The fair values of investment properties have been determined on the basis of valuation carried out by an independent valuer on a case to case basis. Valuation is based on government rates, market research, market trend and comparable values as considered appropriate.

Amount recognised in Statement of Profit and Loss relating to investment properties

	Year ended 31 March 2021	Year ended 31 March 2020
Rental income from investment property	2,541	2,774
Expenses arising from investment properties that generated rental income during the year	698	524
Profit from renting of investment properties	1,843	2,250

NOTES TO AND FORMING PART OF THE STANDALONE FINANCIAL STATEMENTS AS AT AND FOR THE YEAR ENDED 31 MARCH 2021
(Amounts in Indian Rupees lakhs, unless otherwise stated)

**NOTE 15 :
PROPERTY, PLANT AND EQUIPMENT AND INTANGIBLE ASSETS**

Particulars	Property, plant and equipment (A)									Intangible Assets (B)			
	Build- ing	Plant and equipment		Fur- niture and Fixtures	Vehi- cles	Office equip- ment	Com- puters and Ppe- ripher- als	Elec- trical installa- tions	Lease- hold im- prove- ment	Total (A)	Com- puter soft ware	Right of Use of assets- Building	Total (B)
		Wind power gener- ators	Diesel genera- tor Set										
Gross Block													
Balance as at 1 April 2019	1,320	2,714	12	130	331	151	42	48	-	4,748	6	-	6
- Additions	-	-	-	53	39	18	7	15	80	212	-	201	201
- (Disposals) / (Adjustments)	-	-	-	(1)	-	-	(3)	-	-	(4)	-	(77)	(77)
Balance as at 31 March 2020	1,320	2,714	12	182	370	169	46	63	80	4,956	6	124	130
- Additions	-	-	-	-	-	2	5	-	-	7	38	-	38
- (Disposals) / (Adjustments)*	-	-	(9)	(29)	(191)	(51)	(14)	(7)	-	(301)	(38)	(9)	(47)
Balance as at 31 March 2021	1,320	2,714	3	153	179	120	37	56	80	4,662	6	115	121
Accumulated Depreciation													
Balance as at 1 April 2019	32	2,289	6	42	81	42	20	8	-	2,520	2	-	2
- Depreciation charge for the year	22	55	1	13	72	28	10	5	1	207	1	7	8
- On (Disposals) / (Adjustments)	-	-	-	(1)	-	-	(1)	-	-	(2)	-	-	-
Balance as at 31 March 2020	54	2,344	7	54	153	70	29	13	1	2,725	3	7	10
- Depreciation charge for the year	22	55	1	16	64	28	8	6	17	217	3	15	18
- On (Disposals) / Adjustments* \$	-	-	(6)	(24)	(86)	(33)	(10)	(6)	-	(165)	(2)	4	2
Balance as at 31 March 2021	76	2,399	2	46	131	65	27	13	18	2,777	4	26	30
Net Block													
Balance as at 31 March 2020	1,266	370	5	128	217	99	17	50	79	2,231	3	117	120
Balance as at 31 March 2021	1,244	315	1	107	48	55	10	43	62	1,885	2	89	91

*Disposals during the year on account of transfer of Real Estate Business Undertaking at Kothrud in respect of Plant and equipment ₹ 3 lakhs, Furniture and fixture ₹ 2 lakhs, Vehicle ₹ 12 lakhs, Office equipments ₹ 15 lakhs, Computer and peripherals ₹ 3 lakhs, Electrical installation ₹ 1 lakh, Computer software ₹ 36 lakhs (Refer Note No. 38).

\$ Refer Note No. 46 for Right of Use of assets

KIRLOSKAR INDUSTRIES LIMITED

A Kirloskar Group Company

NOTES TO AND FORMING PART OF THE STANDALONE FINANCIAL STATEMENTS AS AT AND FOR THE YEAR ENDED 31 MARCH 2021
(Amounts in Indian Rupees lakhs, unless otherwise stated)

	As at 31 March 2021	As at 31 March 2020
NOTE 16 :		
CAPITAL WORK-IN-PROGRESS		
Balance as at the beginning of the year	12	-
Add: Additions during the year	16	12
Balance as at the end of the year	28	12
NOTE 17 :		
INTANGIBLE ASSETS UNDER DEVELOPMENT		
Balance as at the beginning of the year	60	-
Add: Additions during the year	19	60
Less: Capitalised during the year	38	-
Less: Transferred during the year*	30	-
Balance as at the end of the year	11	60
*On account of transfer of Real Estate Business Undertaking at Kothrud (Refer Note No. 38)		
NOTE 18 :		
OTHER NON-FINANCIAL ASSETS		
(Unsecured considered good, unless otherwise stated)		
Prepaid expenses	20	17
Balances with government authorities	114	160
Real estate project under development *	-	5,873
Others	1	3
Total	135	6,053
* Transferred during the year to Wholly Owned Subsidiary (Refer Note No.38)		
NOTE 19 :		
DEPOSITS		
Measured at amortised cost		
Others		
-Security deposits	1,288	1,206
Total	1,288	1,206

NOTES TO AND FORMING PART OF THE STANDALONE FINANCIAL STATEMENTS AS AT AND FOR THE YEAR ENDED 31 MARCH 2021
(Amounts in Indian Rupees lakhs, unless otherwise stated)

	As at 31 March 2021	As at 31 March 2020
--	------------------------	------------------------

NOTE 20 :
OTHER FINANCIAL LIABILITIES

Measured at amortised cost

Investors Education and Protection Fund will be credited by the following amounts, as and when due:

- Unclaimed equity dividend*	80	91
Employee benefits	170	180
Expenses and other payable**	84	306
Commission payable to directors	31	45
Lease liability	87	109
Total	452	731

* Unclaimed equity dividend includes ₹ 0.12 lakhs (Previous Year: ₹ 0.12 lakhs) ; on 31 shares in abeyance on the directions of Special Court which will not be transferred to Investors Education and Protection Fund. Amount pertaining to previous year includes ₹ 12 lakhs, where dividend warrants could not be dispatched due to COVID 19 Pandemic. These warrants were subsequently dispatched during July 2020.

** Details of dues to micro and small enterprises as defined under Micro, Small and Medium Enterprises Development Act, 2006, (MSMED Act, 2006).

Total outstanding to MSME suppliers

Payment made to suppliers (other than interest) beyond the appointed day, during the year	-	-
Interest due and payable to suppliers under MSMED Act for the payments already made	-	-
Interest accrued and remaining unpaid at the end of the year to suppliers under MSMED Act	-	-

NOTE 21 :
PROVISIONS

Gratuity	201	190
Compensated absences	84	67
Decommissioning and restoration (Refer Note No. 42)	208	192
Total	493	449

KIRLOSKAR INDUSTRIES LIMITED

A Kirloskar Group Company

NOTES TO AND FORMING PART OF THE STANDALONE FINANCIAL STATEMENTS AS AT AND FOR THE YEAR ENDED 31 MARCH 2021
(Amounts in Indian Rupees lakhs, unless otherwise stated)

	As at 31 March 2021	As at 31 March 2020
NOTE 22 :		
DEFERRED TAX LIABILITIES (NET)		
Deferred tax liabilities (Net)	130	166
Total	130	166

NOTE 23 :
OTHER NON-FINANCIAL LIABILITIES

Statutory dues payable	82	94
License fees received in advance	46	158
Total	128	252

NOTE 24 :
EQUITY SHARE CAPITAL

(a) **Authorised, issued, subscribed and paid-up share capital and par value per share:**

Particulars	As at 31 March 2021		As at 31 March 2020	
	Number	₹ in Lakhs	Number	₹ in Lakhs
AUTHORISED				
Equity shares of ₹ 10/- each	5,00,00,000	5,000	5,00,00,000	5,000
ISSUED AND SUBSCRIBED				
Equity shares of ₹ 10/- each	97,08,650	971	97,08,650	971
CALLED UP AND PAID UP				
Equity shares of ₹ 10/- each fully paid up	97,08,619	971	97,08,619	971
SHARE CAPITAL SUSPENSE ACCOUNT*	31	-	31	-
Equity shares of ₹ 10/- each fully paid up				
Total	97,08,650	971	97,08,650	971

* 31 (Previous Year: 31) Equity Shares of ₹ 10/- each aggregating to ₹ 310/- to be issued to shareholders of erstwhile Shivaji Works Limited on amalgamation as per scheme sanctioned by Board for Industrial and Financial Reconstruction, are kept in abeyance on the directions of Special Court.

NOTES TO AND FORMING PART OF THE STANDALONE FINANCIAL STATEMENTS AS AT AND FOR THE YEAR ENDED 31 MARCH 2021
(Amounts in Indian Rupees lakhs, unless otherwise stated)

(b) Reconciliation of number of equity shares outstanding at the beginning and at the end of the year:

Particulars	As at 31 March 2021		As at 31 March 2020	
	Number	₹ in Lakhs	Number	₹ in Lakhs
Shares outstanding at the beginning of the year	97,08,650	971	97,08,650	971
Add: Shares Issued during the year	-	-	-	-
Less: Shares bought back during the year	-	-	-	-
Shares outstanding at the end of the year	97,08,650	971	97,08,650	971

(c) Equity shares in the Company held by each shareholder holding more than 5% shares:

Name Of Shareholder	As at 31 March 2021		As at 31 March 2020	
	Number of shares held	% of holding	Number of shares held	% of holding
India Capital Fund Limited	9,61,205	9.90%	9,61,205	9.90%
Mr. Atul Chandrakant Kirloskar #	12,83,562	13.22%	16,35,300	16.84%
Mr. Rahul Chandrakant Kirloskar # #	16,21,688	16.70%	16,21,688	16.70%
Mrs. Jyotsna Gautam Kulkarni	11,78,592	12.14%	11,78,592	12.14%
Mr. Nihal Gautam Kulkarni	5,89,296	6.07%	5,89,296	6.07%
Mr. Ambar Gautam Kulkarni	5,89,296	6.07%	5,89,296	6.07%
Mrs. Alpana Rahul Kirloskar	7,09,648	7.31%	7,09,648	7.31%
Ms. Gauri Atul Kirloskar	5,27,608	5.43%	-	-
Mrs. Arti Atul Kirloskar	-	-	7,09,648	7.31%

Out of these, 12,83,537 (Previous Year: 16,35,275) equity shares are held in the individual capacity and 25 (Previous Year: 25) equity shares held as a Trustee of C.S. Kirloskar Testamentary Trust.

Out of these, 16,21,459 (Previous Year: 16,21,459) equity shares are held in the individual capacity and 229 (Previous Year: 229) equity shares held as a Trustee of C.S. Kirloskar Testamentary Trust.

(d) Details of allotment of shares for consideration other than cash, allotments of bonus shares and shares bought back:

Particulars	Financial year (Aggregate no. of shares)				
	2020-21	2019-20	2018-19	2017-18	2016-17
Equity Shares :					
Fully paid up by way of bonus shares	-	-	-	-	-
Allotted pursuant to contract(s) without payment being received in cash	-	-	-	-	-
Shares bought back	-	-	-	-	-

KIRLOSKAR INDUSTRIES LIMITED

A Kirloskar Group Company

NOTES TO AND FORMING PART OF THE STANDALONE FINANCIAL STATEMENTS AS AT AND FOR THE YEAR ENDED 31 MARCH 2021

(Amounts in Indian Rupees lakhs, unless otherwise stated)

- (e) Each holder of equity share is entitled to one vote per share and to receive interim / final dividend as and when declared by the Board of Directors / at the Annual General Meeting. In the event of liquidation of the Company, the holder of equity shares will be entitled to receive any of the remaining assets of the Company, after distribution of all preferential amounts. The distribution will be in proportion to the number of equity shares held by the shareholders.

	As at 31 March 2021	As at 31 March 2020
NOTE 25 :		
OTHER EQUITY		
(a) General reserve		
Balance as at the beginning of the year	32,360	32,262
Add: Transfer from surplus of Profit and Loss	-	-
Add : Adjustment on lapse of vested share options	-	98
Balance as at the end of the year	32,360	32,360
(b) Share options outstanding account (Refer Note No. 45- VI)		
Balance as at the beginning of the year	1,644	1,462
Stock options expense	638	393
Stock options expense pertaining to Wholly Owned Subsidiary	109	-
Less: Adjustment of employee benefit cost on lapse of unvested share options	-	(113)
Less : Adjustment on lapse of vested share options transferred to general reserve	-	(98)
Balance as at the end of the year	2,391	1,644
(c) Equity instruments through other comprehensive income		
Balance as at the beginning of the year	(2,636)	36,981
Measurement of investments at FVTOCI (net of taxes)	54,200	(39,617)
Balance as at the end of the year	51,564	(2,636)
(d) Surplus/ (Deficit) in the Statement of Profit and Loss		
Balance as at the beginning of the year	51,430	48,646
Add: Net Profit transferred from the Statement of Profit and Loss	2,719	5,945
Add / (Less): Remeasurement of defined benefit plans (net of taxes)	17	(22)
Amount available for appropriation	54,166	54,569
Less: Appropriations:		
Final Dividend for F.Y. 2018-19	-	2,039
Interim Dividend for F.Y. 2019-20	-	971
Tax on Final Dividend for F.Y. 2018-19	-	129
Net surplus in the Statement of Profit and Loss	54,166	51,430
Total	1,40,481	82,798

NOTES TO AND FORMING PART OF THE STANDALONE FINANCIAL STATEMENTS AS AT AND FOR THE YEAR ENDED 31 MARCH 2021
(Amounts in Indian Rupees lakhs, unless otherwise stated)

Notes:

1) General reserve:

General reserve is created from time to time by transferring profits from retained earnings and can be utilised for purposes such as dividend payout, bonus issue, etc.

2) Share options outstanding account:

The share option outstanding account is used to recognise the fair value of options to the employees of the Company and its Wholly Owned Subsidiary, under the employee stock option plans of the Company, which are unvested or unexercised as on the reporting date (Refer Note No 45).

3) Equity instruments through other comprehensive income:

This reserve represents the cumulative gains and losses arising on the fair valuation of equity instruments measured through Other Comprehensive Income, net of amounts reclassified to retained earnings when these equity instruments are disposed off.

4) Surplus / (Deficit) in the Statement of Profit and Loss:

This comprise of the undistributed profit after taxes.

**NOTE 26 :
INTEREST INCOME**

- On financial assets measured at amortised cost

	Year ended 31 March 2021	Year ended 31 March 2020
Interest on deposits with banks	191	141
Total	191	141

**NOTE 27 :
NET GAIN ON FAIR VALUE CHANGES**

- On financial instruments measured at fair value through profit and loss

	Year ended 31 March 2021	Year ended 31 March 2020
Investments in mutual funds		
Unrealised	122	303
Realised	8	-
Total	130	303

**NOTE 28 :
REVENUE FROM WINDMILL OPERATIONS**

	Year ended 31 March 2021	Year ended 31 March 2020
Sale of wind power	189	326
Sale of renewable energy credit *	3	25
Total	192	351

* 271 Renewable Energy Certificates (RECs) sold during the year (Previous Year : 1,117)

NOTES TO AND FORMING PART OF THE STANDALONE FINANCIAL STATEMENTS AS AT AND FOR THE YEAR ENDED 31 MARCH 2021
(Amounts in Indian Rupees lakhs, unless otherwise stated)

**NOTE 29 :
OTHER INCOME**

	Year ended 31 March 2021	Year ended 31 March 2020
Property licensing fees	2,541	2,774
Gain on sale of investment property*	-	202
Surplus on transfer of Real Estate Business Undertaking at Kothrud (Refer Note No. 38)	265	-
Business faciliation services	8	-
Provisions no longer required written back	6	2
Miscellaneous income	1	2
Total	2,821	2,980

* During Previous Year, the Company sold an investment property at Bangalore for consideration of ₹ 231 lakhs resulting in to profit of ₹ 202 lakhs.

**NOTE 30 :
FINANCE COSTS**

On financial liabilities measured at amortised cost

Unwinding of interest on security deposit	120	108
Lease liability	7	5

On provisions

Unwinding of interest on provision for decommissioning and restoration	16	15
Net interest on net defined benefit liability	12	6
Total	155	134

**NOTE 31 :
PROVISIONS / (REVERSAL) OF IMPAIRMENT ON
FINANCIAL ASSETS**

- On financial instruments measured at amortised cost

Expected Credit Loss / (reversal) on trade receivables and contract assets	(39)	-
Total	(39)	-

NOTES TO AND FORMING PART OF THE STANDALONE FINANCIAL STATEMENTS AS AT AND FOR THE YEAR ENDED 31 MARCH 2021
(Amounts in Indian Rupees lakhs, unless otherwise stated)

	Year ended 31 March 2021	Year ended 31 March 2020
NOTE 32 :		
EMPLOYEE BENEFIT EXPENSES		
Salaries and incentives	369	294
Contributions to provident and other funds	36	28
Employees stock option expense (Refer Note No. 45)	263	96
Gratuity	37	73
Staff welfare expenses	4	4
Total	709	495

NOTE 33 :
DEPRECIATION AND AMORTISATION EXPENSES

On property, plant and equipment (Refer Note No. 15)	217	207
On investment property (Refer Note No. 14)	81	80
On Right of Use of asset (Refer Note No. 15)	15	7
On intangible assets (Refer Note No. 15)	3	1
Total	316	295

NOTE 34 :
CORPORATE SOCIAL RESPONSIBILITY EXPENSE

Construction / acquisition of any asset		
- Amount already incurred	-	-
- Amount yet to be incurred	-	-
On purposes other than above		
- Amount already incurred	30	42
- Amount yet to be incurred	-	-
Total	30	42

As per Section 135 of the Companies Act, 2013, the Company was required to spend ₹ 29 lakhs as expenditure on CSR activities during the year (Previous Year ₹ 41 lakhs).

NOTES TO AND FORMING PART OF THE STANDALONE FINANCIAL STATEMENTS AS AT AND FOR THE YEAR ENDED 31 MARCH 2021
(Amounts in Indian Rupees lakhs, unless otherwise stated)

	Year ended 31 March 2021	Year ended 31 March 2020
NOTE 35 :		
OPERATING AND OTHER EXPENSES		
A. Operating expenses of windmills		
Operation, maintenance and other charges for windmills	76	106
Transmission and wheeling charges	33	6
Other open access charges	8	4
Renewable energy related expenses	2	1
Sub Total	119	117
B. Other expenses		
Security expenses	286	315
Repairs and maintenance :		
- Property	31	115
- Other assets	39	31
Garden and site maintenance	54	72
Rates and taxes	362	45
Legal and professional fees	280	192
Commission to directors	22	40
Director sitting fees	23	36
Electricity charges	17	15
Travelling expenses	4	35
Insurance charges	24	28
Membership subscription	12	9
Bad debt written off	40	2
Miscellaneous expenses	65	89
Payment to auditors :		
(a) for audit	10	10
(b) for tax audit	1	1
(c) for other services	6	-
Sub Total	1,276	1,034
Total	1,395	1,151

NOTES TO AND FORMING PART OF THE STANDALONE FINANCIAL STATEMENTS AS AT AND FOR THE YEAR ENDED 31 MARCH 2021
(Amounts in Indian Rupees lakhs, unless otherwise stated)

	Year ended 31 March 2021	Year ended 31 March 2020
NOTE 36 :		
INCOME TAXES		
(i) The major components of income tax expense are:		
(a) Statement of Profit and Loss section		
Current income tax charge	645	505
Short / (Excess) provision of earlier years	25	-
Deferred tax	(144)	42
Income tax expense reported in the Statement of Profit and Loss	526	547
(b) Statement of Other Comprehensive Income		
Deferred tax (expense) / income on fair valuation of equity instruments	102	-
Deferred tax (expense) / income on remeasurements of defined benefit plan	6	(7)
Income tax charged to Other Comprehensive Income	108	(7)
(ii) Reconciliation of tax expense and the accounting profit		
Accounting profit for the Company before income tax	3,245	6,492
Enacted tax rates in India	25.17%	25.17%
Computed tax expense	817	1,634
Add / (Less) net adjustment on account of:		
Income from dividend on equity shares exempt from tax	-	(1,217)
Deduction under Section 80M	(244)	-
Profit on transfer of Real Estate Business Undertaking at Kothrud	(67)	-
Disallowances under Income Tax Act, 1961	55	144
Provision of earlier years	(25)	-
Other adjustments	(10)	(14)
Total	(291)	(1,087)
Income tax expense	526	547
Effective tax rate	16.20%	8.43%

KIRLOSKAR INDUSTRIES LIMITED

A Kirloskar Group Company

NOTES TO AND FORMING PART OF THE STANDALONE FINANCIAL STATEMENTS AS AT AND FOR THE YEAR ENDED 31 MARCH 2021
(Amounts in Indian Rupees lakhs, unless otherwise stated)

	As at 31 March 2021	As at 31 March 2020
(iii) Movement in current tax asset / current tax liabilities (net)		
Balance at the beginning of the year (current tax asset (net))	1,315	1,124
Provision recognised during the year	(670)	(505)
Current tax paid for the year	886	696
Balance at the end of the year	1,531	1,315
Current tax assets	10,182	9,296
Current tax liabilities	8,651	7,981
Total (Net)	1,531	1,315

	Balance Sheet		Statement of Profit and Loss	
	As at 31 March 2021	As at 31 March 2020	Year ended 31 March 2021	Year ended 31 March 2020
(iv) Deferred tax relates to the following:				
Deferred tax assets				
Provision for Employee benefits	72	65	7	27
Provision for Expected Credit Loss	-	10	(10)	(2)
Provision for dismantling obligation	52	48	4	(4)
MAT credit entitlement	50	50	-	(16)
Other temporary difference	-	-	-	-
Gross deferred tax assets	174	173	1	5
Deferred tax liabilities				
Property, plant and equipment	126	139	(13)	(20)
Fair valuation of financial instruments	75	195	(120)	57
Fair valuation of equity financial instruments	102	-	102	-
Other temporary difference	1	5	(4)	3
Gross deferred tax liabilities	304	339	(35)	40
Deferred tax (assets) / liabilities (Net)	130	166	(36)	35
Amount recognised in Statement of Profit and Loss			(144)	42
Amount recognised in Statement of Other Comprehensive Income			108	(7)

NOTES TO AND FORMING PART OF THE STANDALONE FINANCIAL STATEMENTS AS AT AND FOR THE YEAR ENDED 31 MARCH 2021
(Amounts in Indian Rupees lakhs, unless otherwise stated)

**NOTE 37 :
EARNINGS PER SHARE**

Basic EPS amounts are calculated by dividing the profit for the year attributable to equity holders of the Company by the weighted average number of equity shares outstanding during the year.

Diluted EPS amounts are calculated by adjusting profit or loss attributable to ordinary equity holders of the entity, and the weighted average number of shares outstanding, for the effects of all dilutive potential ordinary shares.

The following reflects the income and share data used in the basic and diluted EPS computations:

Particulars		Year ended 31 March 2021	Year ended 31 March 2020
Net profit after tax attributable to equity shareholders of the Company	(A)	2,719	5,945
Weighted average number of equity shares in calculating basic EPS	(B)	97,08,650	97,08,650
Effect of dilution:			
Stock options granted under ESOP		2,51,423	-
Total number of diluted equity shares at the end of the year*	(C)	99,60,073	97,08,650
Basic earnings per share of face value of 10 each (₹)	(A/B)	28.01	61.23
Diluted earnings per share of face value of 10 each (₹)	(A/C)	27.30	61.23

* There have been no transactions involving equity shares or potential equity shares between the reporting date and the date of authorisation of these Financial Statements.

**NOTE 38 :
BUSINESS COMBINATION**

During the year, the Company transferred its Real Estate Business Undertaking at Kothrud as a going concern to its Wholly Owned Subsidiary, Wellness Space Developers Limited on a Slump Sale basis in terms of the Business Transfer Agreement dated December 19, 2020.

The details of purchase consideration, net assets transferred and the resultant surplus are given below:

Particulars		Year ended 31 March 2021
Purchase consideration	(A)	7,500
Net assets transferred	(B)	7,235
Surplus on sale of Real Estate Business Undertaking at Kothrud	(A-B)	265

NOTES TO AND FORMING PART OF THE STANDALONE FINANCIAL STATEMENTS AS AT AND FOR THE YEAR ENDED 31 MARCH 2021
(Amounts in Indian Rupees lakhs, unless otherwise stated)

NOTE 39 :
EMPLOYEE BENEFITS EXPENSE

(a) Defined contribution plans :

The Company has contributed ₹ 85 lakhs (Previous Year: ₹ 78 lakhs) towards defined contribution plans, i.e., Provident Fund and Superannuation Scheme.

Particulars	Year ended 31 March 2021	Year ended 31 March 2020
- Amount recognised in the Statement of Profit and Loss towards contribution to employees Provident Fund and Superannuation Fund	36	28
- Amount considered under 'Real Estate Project under Development' (transferred to Wholly Owned Subsidiary)	33	50
- Reimbursement of expenses rendered to Wholly Owned Subsidiary	16	-
Total	85	78

(b) Defined benefit plans :

Gratuity : The Company has an unfunded defined benefit gratuity plan. Every employee who has completed five years or more of service is eligible for a gratuity on separation at 15 days basic salary (last drawn salary) for each completed year of service. Where service is in excess of 15 years, full month's basic salary is considered for the calculation of gratuity.

Disclosure pursuant to Indian Accounting Standard (IND AS) 19 : Employee Benefits

Particulars	Year ended 31 March 2021	Year ended 31 March 2020
Amount recognised in Statement of Profit and Loss under employee benefit expenses		
Current / Past service cost	37	73
Interest expenditure on defined benefit liability	12	6
Amount recognised in Statement of Other Comprehensive Income		
Remeasurements of defined benefit plan (gain) / loss	(23)	29

NOTES TO AND FORMING PART OF THE STANDALONE FINANCIAL STATEMENTS AS AT AND FOR THE YEAR ENDED 31 MARCH 2021
(Amounts in Indian Rupees lakhs, unless otherwise stated)

Reconciliation of liability

Particulars	Present value of Obligation	
	Year ended 31 March 2021	Year ended 31 March 2020
Balance at the beginning of the year	190	84
Transfer in / (out)	(15)	-
Current / past service cost	37	73
Net interest (income) / expense	12	6
Total amount recognised in Statement of Profit and Loss	49	79
Remeasurement during the period due to:		
Return on plan assets excluding amounts included in interest income	-	-
Change in financial assumptions	(23)	29
Change in experience adjustments	-	-
Total amount recognised in Other Comprehensive Income	(23)	29
Employers contributions	-	-
Benefit payments	-	(2)
Balance at the end of the year	201	190

The net liability disclosed above relates to funded and unfunded plans are as follows:

Particulars	As at 31 March 2021	As at 31 March 2020
Present value of obligations	201	190
Fair value of plan assets	NA	NA
Deficit / surplus of plans	(201)	(190)
Deficit of Gratuity plan	(201)	(190)

The principal assumptions used in determining gratuity obligations for the Company are shown below:

Particulars	As at 31 March 2021	As at 31 March 2020
a. Discount rate	6.40%	6.50%
b. Rate of increase in compensation cost	10.00%	10.00%
c. Expected average remaining working lives of employees (years)*	6.59	6.73
d. Withdrawal rate of attrition	10.00%	10.00%

* It is actuarially calculated term of the liability using probabilities of death, withdrawal and retirement. The estimates of future salary increases, considered in actuarial valuation, take account of inflation, seniority, promotion and other relevant factors, such as supply and demand in the employment market.

NOTES TO AND FORMING PART OF THE STANDALONE FINANCIAL STATEMENTS AS AT AND FOR THE YEAR ENDED 31 MARCH 2021*(Amounts in Indian Rupees lakhs, unless otherwise stated)***A quantitative sensitivity analysis for significant assumption as at 31 March 2021 and 31 March 2020, is shown below:**

Sensitivity analysis indicates the influence of a reasonable change in certain significant assumptions on the outcome of the present value of obligation.

Particulars	Sensitivity level	Increase / (decrease) in defined benefit obligation (impact)	
		31 March 2021	31 March 2020
Discount rate			
Decrease by	1%	5	6
Increase by	1%	(5)	(6)
Future salary increase			
Decrease by	1%	(2)	(5)
Increase by	1%	3	5
Withdrawal rate			
Decrease by	1%	-	-
Increase by	1%	-	-

The above sensitivity analyses have been calculated to show the movement in defined benefit obligation in isolation and assuming there are no other changes in market conditions at the reporting date. In practice, generally it does not occur. When we change one variable, it affects the other variables. In calculating the sensitivity, project unit credit method at the end of the reporting period has been applied.

The method and types of assumptions used in preparing the sensitivity analysis did not change compared to the previous year.

The followings are the expected future benefit payments for the defined benefit plan:

Particulars	As at 31 March 2021	As at 31 March 2020
Within the next 12 months (next annual reporting period)	15	13
Between 2 and 5 years	139	151
Beyond 5 years	10	10
Total expected payments	164	174

NOTES TO AND FORMING PART OF THE STANDALONE FINANCIAL STATEMENTS AS AT AND FOR THE YEAR ENDED 31 MARCH 2021
(Amounts in Indian Rupees lakhs, unless otherwise stated)

Weighted average duration of defined benefit plan obligation (based on discounted cash flows):

Particulars	31 March 2021	31 March 2020
Weighted average duration of defined benefit plan obligation (years)	7.60	8.58

Risk exposure

Through its defined benefit plans, the entity is exposed to a number of risks, the most significant of which are detailed below:

(A) Changes in bond yields

A decrease in bond yields will increase plan liabilities.

(B) Legislative risk

The government may amend the Payment of Gratuity Act thus requiring the companies to pay higher benefits to the employees. This will directly affect the present value of the defined benefit obligation and the same will have to be recognised immediately in the year when any such amendment is effective.

(C) Liability risks

(i) Asset-Liability mismatch risk-

Risk which arises if there is a mismatch in the duration of the assets relative to the liabilities. By matching duration with the defined benefit liabilities, the Company is successfully able to neutralise valuation swings caused by interest rate movements. Hence companies are encouraged to adopt asset-liability management.

(ii) Discount rate risk-

Variations in the discount rate used to compute the present value of the liabilities may seem small, but in practise can have a significant impact on the defined benefit liabilities.

(iii) Future salary escalation and inflation risk-

Since price inflation and salary growth are linked economically, they are combined for disclosure purposes. Rising salaries will often result in higher future defined benefit payments resulting in a higher present value of liabilities especially unexpected salary increases provided at management's discretion may lead to uncertainties in estimating this increasing risk.

(iv) Unfunded plan risk-

This represents unmanaged risk and a growing liability. There is an inherent risk here that the Company may default on paying the benefits in adverse circumstances. Funding the plan removes volatility in Company's financials and also benefit risk through return on the funds made available for the plan.

NOTES TO AND FORMING PART OF THE STANDALONE FINANCIAL STATEMENTS AS AT AND FOR THE YEAR ENDED 31 MARCH 2021
(Amounts in Indian Rupees lakhs, unless otherwise stated)

**NOTE 40 :
CONTINGENT LIABILITIES**

Particulars	As at 31 March 2021	As at 31 March 2020
a. Disputed demands		
- Service tax	3	3
- Income tax [out of this ₹ 1,065 lakhs (Previous Year ₹ 1,065 lakhs) paid under protest]	1,234	1,187
b. Conveyance deed charges in respect of property	22	22

**NOTE 41 :
CAPITAL COMMITMENTS**

Particulars	As at 31 March 2021	As at 31 March 2020
Estimated amount of contracts remaining to be executed on capital account and not provided for (net of advances)	16	12
Total	16	12

**NOTE 42 :
PROVISIONS**

The disclosure required by IND AS 37 - Provisions, Contingent Liabilities and Contingent Assets prescribed under Section 133 of the Companies Act, 2013, read with Rule 7 of the Companies (Accounts) Rules, 2014, is as follows:

Provision for decommissioning and Restoration*	As at 31 March 2021	As at 31 March 2020
Opening balance of provision	192	177
Provisions for the year	16	15
Amounts used during the year	-	-
Closing balance of provision	208	192

* Nature of Obligation: Provision for possible obligation towards outflow related to decommissioning and restoration of windmills.

Expected timing of resulting outflow : Substantial costs will be incurred at the end of useful life of windmills.

NOTES TO AND FORMING PART OF THE STANDALONE FINANCIAL STATEMENTS AS AT AND FOR THE YEAR ENDED 31 MARCH 2021
(Amounts in Indian Rupees lakhs, unless otherwise stated)

**NOTE 43:
REVENUE FROM CONTRACTS WITH CUSTOMERS**

Disclosure pursuant to Indian Accounting Standard (Ind AS) 115 : Revenue from contracts with customers

A. Revenue streams

The Company generates revenue primarily from wind power generation.

Particulars	Year ended 31 March 2021	Year ended 31 March 2020
Revenue from contracts with customers	192	351
Total	192	351

B Disaggregation of revenue from contracts with customers

The entire revenue from contracts with customers is recognised at point in time and pertain to one line of business i.e., wind power generation.

The information relating to trade receivables from revenue from operations is disclosed in Note No. 8 and 10.

C. Contract assets reconciliation

Particulars	Year ended 31 March 2021	Year ended 31 March 2020
Opening contract assets	83	53
Revenue recognised during the year	192	351
Written off during the year	39	-
Revenue realised during the year	211	321
Closing contract assets	25	83

**NOTE 44:
RELATED PARTY TRANSACTIONS**

Related parties, as defined under Indian Accounting Standard (Ind AS 24) "Related Party Disclosures", have been identified on the basis of representation made by the Key Management Persons and taken on record by the Board of Directors. Disclosures of transactions with related parties are as under:

A. List of related parties as per the requirements of Ind AS 24 - Related party disclosures

(i) Subsidiaries:

Kirloskar Ferrous Industries Limited

Wellness Space Developers Limited (w.e.f. 19 December 2020)

NOTES TO AND FORMING PART OF THE STANDALONE FINANCIAL STATEMENTS AS AT AND FOR THE YEAR ENDED 31 MARCH 2021

(Amounts in Indian Rupees lakhs, unless otherwise stated)

(ii) Key Management Personnel :

Name of Key Management Personnel	Designation	Transactions with relatives of Key Management Personnel and relationship
Mr. Mahesh Chhabria	Managing Director	None
Ms. Aditi Chirmule	Executive Director	None
Mr. Umesh Shastry	Chief Financial Officer	None
Mrs. Ashwini Mali	Company Secretary	None

B Summary of transactions with related parties

Nature of transaction	Year	Subsidiary	Key Management Personnel
Compensation paid to Key Management Personnel*	2020-2021	--	600
	2019-2020	--	638
Transfer of Real Estate Business Undertaking at Kothrud	2020-2021	7,500	--
	2019-2020	--	--
Loan to subsidiary	2020-2021	1,500	--
	2019-2020	--	--
Security deposit received	2020-2021	8	--
	2019-2020	--	--
Sale of assets	2020-2021	94	--
	2019-2020	--	--
Reimbursement of expenses received	2020-2021	418	--
	2019-2020	1	--
Dividend received	2020-2021	1,413	--
	2019-2020	2,119	--
Dividend paid	2020-2021	--	--
	2019-2020	--	7
Licensing fees received	2020-2021	10	--
	2019-2020	6	--
Outstanding as at 31 March			
Other payable	2021	--	140
	2020	--	130
Security deposit Payable	2021	11	--
	2020	3	--
Purchase consideration receivable for acquisition of Business undertaking	2021	7,500	--
	2020	--	--
Borrowings	2021	1,500	--
	2020	--	--
Receivable	2021	205	--
	2020	--	11
Investments	2021	17,637	--
	2020	17,526	--

NOTES TO AND FORMING PART OF THE STANDALONE FINANCIAL STATEMENTS AS AT AND FOR THE YEAR ENDED 31 MARCH 2021
(Amounts in Indian Rupees lakhs, unless otherwise stated)

*** Compensation paid to Key Management Personnel**

Particulars	2021	2020
Short-term employee benefits (compensation)	565	519
Post - employment gratuity benefits	18	101
Other long-term employment benefits	17	18
Total	600	638

**NOTE 45:
STOCK OPTION SCHEME**

I Employee Stock Option Plan 2017

The Company had introduced employee stock option Plan. This employee equity-settled compensation Plan was known as Kirloskar Industries Limited - Employee Stock Option Plan 2017 (the "Plan"). The Plan was approved and authorised by the Nomination and Remuneration Committee at its meeting held on 1 November 2017. This Plan was modified on 11 August 2018.

The options were granted on 1 November 2017 and thereafter on 25 October 2018 as per the Plan.

Under the said Plan, the Nomination and Remuneration Committee of the Board of Directors had granted 2,26,862 options as on 1 November 2017 and 1,06,000 options on 25 October 2018 to eligible employees of KIL.

The vesting period was minimum one year from the date of grant which was supposed to vest in the following manner:

Terms	Explanation
Granted on 1 November 2017 Vesting period / schedule	A. 95,000 options were to vest at the end of the year from the date of options granted.
	B. 1,31,862 options were to vest as 1/3rd options every year.
Granted on 25 October 2018 Vesting period	1,06,000 options were to vest at the end of the year from the date of options granted.

The options vested were to be exercised within three years from the vesting date (as modified on 11 August 2018). When exercisable, each option was convertible into one equity share. Any option granted was to be exercisable according to the terms and conditions as determined by Employee Stock Option Plan 2017.

NOTES TO AND FORMING PART OF THE STANDALONE FINANCIAL STATEMENTS AS AT AND FOR THE YEAR ENDED 31 MARCH 2021*(Amounts in Indian Rupees lakhs, unless otherwise stated)***The details of share options granted under the Plan are as under:**

Particulars	Year ended 31 March 2021	
	Weighted average exercise price per share per option (₹)	Number of options
Outstanding at the beginning of the year	900	3,20,730
Granted during the year	-	-
Exercised during the year	-	-
Forfeited during the year	900	(38,832)
Expired during the year	-	-
Options surrendered and cancelled during the year *	900	(2,81,898)
Outstanding at the end of the year	-	-
Exercisable at the end of the year	-	-
Weighted average share price (₹) \$	-	-
Weighted average remaining contractual life of options outstanding at the end of the year	-	-

\$ Weighted average share price disclosure is not applicable since no share options were exercised during the year.

* All options are voluntarily surrendered by employees and same have been cancelled on 30 January 2020.

II Equity Settled Stock Appreciation Rights Plan 2019 (KIL ESARP 2019)

The Company had passed Special Resolution through Postal Ballot and approved - 'Kirloskar Industries Limited - Employees Stock Appreciation Rights Plan 2019' ('KIL ESARP 2019') on 29 December 2019 and authorised the Board to create, offer and grant from time to time, in one or more tranches, to employees of the Company and its subsidiary company 4,85,000 equity shares of ₹ 10 each fully paid up. During the year, the Company had granted an aggregate of 4,70,898 ESARs exercisable into not more than 4,85,000 equity shares of the Company face value of ₹ 10 each fully paid up.

In terms of the KIL ESARP 2019, the vested ESARs upon exercise shall be settled by way of allotment of equity shares. The number of equity shares allotted would be the product of the number of ESARs exercised and the proportion of appreciation in each ESAR as compared to the market price on the date of exercise. The appreciation would be the excess of market price of the equity share over the ESAR Price in terms of the KIL ESARP 2019. No shares shall be allotted in case there is no appreciation in the price of the shares. Upon the exercise of the options, the amount equivalent to the face value of the shares allotted would be payable by the employees to the Company.

For options granted under KIL ESOP Plan, the cost of equity-settled transactions is determined by the fair value at the date when the grant is made using an appropriate valuation model. That cost is recognised as employee benefits expenses together with a corresponding increase in Stock Options Outstanding reserves in equity, over the period in which the vesting conditions are fulfilled by the employees. Consequent to modification in KIL ESOP Plan with KIL ESARP 19, for unvested options of

NOTES TO AND FORMING PART OF THE STANDALONE FINANCIAL STATEMENTS AS AT AND FOR THE YEAR ENDED 31 MARCH 2021
(Amounts in Indian Rupees lakhs, unless otherwise stated)

KIL ESOP 2017, the Company has recognised incremental fair value of ESAR which shall be amortised over the vesting period as per KIL ESARP 2019 in addition to fair value of original options which will be amortised over the remaining vesting period of original options, in compliance with 'IND AS 102: Share Based Payment'. For options already vested, incremental fair value shall be recognised over the vesting period of KIL ESARP 2019. Further, fair value of new ESARs granted shall be recognised over the vesting period of KIL ESARP 2019.

The details of ESARs granted under KIL ESARP 2019 are as under:

Particulars	Year ended 31 March 2021		Year ended 31 March 2020	
	Weighted average exercise price per share per option (₹) *	Number of options	Weighted average exercise price per share per option (₹) *	Number of options
Outstanding at the beginning of the year	500	4,70,898	-	-
ESOP cancelled and ESAR granted during the year	-	-	500	2,81,898
Granted during the year	-	-	500	1,89,000
Exercised during the year	-	-	-	-
Forfeited during the year	-	-	-	-
Expired during the year	-	-	-	-
Outstanding at the end of the year	500	4,70,898	500	4,70,898
Exercisable at the end of the year				
Weighted average share price (₹) \$	Not applicable	Not applicable	Not applicable	Not applicable
Weighted average remaining contractual life of options outstanding at the end of the year	-	5.62	-	6.62

\$ Weighted average share price disclosure is not applicable since share options are not exercised during the year.

* Represents the base price with reference to which the appreciation per share shall be computed to determined the number of shares eligible for exercise

NOTES TO AND FORMING PART OF THE STANDALONE FINANCIAL STATEMENTS AS AT AND FOR THE YEAR ENDED 31 MARCH 2021

(Amounts in Indian Rupees lakhs, unless otherwise stated)

III Fair value of the options granted :

The Company has recorded employee stock-based compensation expense relating to the options granted to the employees on the basis of fair value of options.

The fair value of the options granted is mentioned below as per vesting period. The fair value of the options is determined using Black-Scholes-Merton model which takes into account the exercise price, the term of the option (time to maturity), the share price as at the grant date and expected price volatility (standard deviation) of the underlying share, the expected dividend yield and risk-free interest rate for the term of the option.

i Fair value and assumptions for the equity-settled grant made on 1 November 2017:

Grant ESOP 2017 Grant Date: 1 November 2017 Exercise price - ₹ 900	Vesting dates		
	01-Nov-2018	01-Nov-2019	01-Nov-2020
Fair value of option	668	706	749
Input variables :			
Share price as on grant date	1,500	1,500	1,500
Standard deviation (Volatility)	43.46%	41.57%	43.21%
Risk-free rate	6.45%	6.52%	6.58%
Time to maturity	1.5	2.5	3.5
Dividend yield	2.52%	2.52%	2.52%

ii Fair value and assumptions for the equity-settled grant made on 25 October 2018:

Grant ESOP 2017 Grant Date: 25 October 2018 Exercise price - ₹ 900	Vesting dates 25-Oct-2019
Fair value of option	213
Input variables :	
Share price as on grant date	916
Standard deviation (Volatility)	31.07%
Risk-free rate	7.47%
Time to maturity	2.5
Dividend yield	2.86%

NOTES TO AND FORMING PART OF THE STANDALONE FINANCIAL STATEMENTS AS AT AND FOR THE YEAR ENDED 31 MARCH 2021
(Amounts in Indian Rupees lakhs, unless otherwise stated)

iii **Modification of ESOPs granted on 1 November 2017 under KIL ESOP Plan 2017 :**

The Company modified the Employee Stock Option Plan-2017 (ESOP- 2017) as at 11 August 2018. The exercise period of the options was modified to 3 years (original 1 year) from the vesting date.

The incremental fair values and assumptions used for computation of such incremental fair values are as under:

Grant: ESOP 2017 Exercise period – 3 years (Revised terms)	Grant date: 01 November 2017 Modification date: 11 August 2018 Fair valuation date: 11 August 2018		
Vesting dates	01-Nov- 2018	01-Nov- 2019	01-Nov- 2020
Input variables			
Stock Price per share (₹)	1100	1100	1100
Standard Deviation (Volatility)	44.93%	41.76%	38.42%
Risk-free Rate	7.54%	7.61%	7.74%
Exercise Price (₹)	900	900	900
Time to Maturity (in years)	2.00	3.00	4.00
Dividend yield	2.52%	2.52%	2.52%
Fair value of option (₹) (A)	387	424	447

Grant: ESOP 2017 Exercise period – 1 year (Original terms)	Grant date: 01 November 2017 Modification date: 11 August 2018 Fair valuation date: 10 August 2018		
Vesting dates	01-Nov- 2018	01-Nov- 2019	01-Nov- 2020
Input variables			
Stock Price per share (₹)	1107	1107	1107
Standard Deviation (Volatility)	39.21%	44.93%	41.76%
Risk-free Rate	7.22%	7.54%	7.61%
Exercise Price (₹)	900	900	900
Time to Maturity (in years)	1	2	3
Dividend yield	2.52%	2.52%	2.52%
Fair value of option (₹) (B)	300	392	429
Incremental fair value as at modification date (A) – (B)	87	32	17

NOTES TO AND FORMING PART OF THE STANDALONE FINANCIAL STATEMENTS AS AT AND FOR THE YEAR ENDED 31 MARCH 2021
(Amounts in Indian Rupees lakhs, unless otherwise stated)

IV Modification of KIL ESOP Plan 2017 and Implementation of KIL ESARP 2019 :

The Company further modified the Employee Stock Option Plan-2017 (ESOP- 2017) as at 30 January 2020 to KIL ESARP 2019.

The incremental fair values and assumptions used for computation of such incremental fair values; and fair value of additional ESARs granted under KIL ESARP 2019

Grant: ESOP 2017 Exercise period – 3 years (Revised terms)	Original Grant date: 01 November 2017, 25 October 2018 And 30 January 2020 Modification Grant: 30 January 2020		
Vesting dates	01-Nov- 2018	01-Nov- 2019	01-Nov- 2020
Input variables			
Market Price (₹)	666	666	666
Expected Life (In Years)	3.50	4.50	5.50
Volatility (%)	37.17%	37.01%	39.21%
Riskfree Rate (%)	5.98%	6.23%	6.42%
Exercise Price (₹)	500	500	500
Dividend yield (%)	3.15%	3.15%	3.15%
Fair value of option (₹) (A)	251	266	285

Premodification fair value for ESOPs granted on 1 November 2017

Grant: ESOP 2017 Exercise period – 3 years (Revised terms)	Original Grant date: 01 November 2017 Modified Grant date: 30 January 2020		
Vesting dates	01-Nov- 2018	01-Nov- 2019	01-Nov- 2020
Input variables			
Market Price (₹)	645	645	645
Expected Life (In Years)	0.88	1.38	2.26
Volatility (%)	30.08%	30.66%	30.00%
Riskfree Rate (%)	5.29%	5.47%	5.82%
Exercise Price (₹)	900	900	900
Dividend yield (%)	3.25%	3.25%	3.25%
Fair value of option (₹) (B)	14	29	51
Incremental fair value of ESOPs granted on 1 November 2017 after modification on 30 January 2020 (A) – (B)	237	237	234

NOTES TO AND FORMING PART OF THE STANDALONE FINANCIAL STATEMENTS AS AT AND FOR THE YEAR ENDED 31 MARCH 2021
(Amounts in Indian Rupees lakhs, unless otherwise stated)

Premodification fair value for ESOPs granted on 25 October 2018

Grant: ESOP 2017 Exercise period – 3 years (Revised terms)	Original Grant date: 25 October 2018 Modified Grant date: 30 January 2020		
Vesting dates	25-Oct-2019	25-Oct-2019	25-Oct-2019
Input variables			
Market Price (₹)	645	645	645
Expected Life (In Years)	1.37	1.37	1.37
Volatility (%)	28.97%	28.97%	28.97%
Riskfree Rate (%)	5.47%	5.47%	5.47%
Exercise Price (₹)	900	900	900
Dividend yield (%)	3.25%	3.25%	3.25%
Fair value of option (₹) (C)	25	25	25
Incremental fair value of ESOPs granted on 25 October 2018 after modification on 30 January 2020 (A) – (C)	226	241	260

V Rationale for the variables used :

The variables used for calculating the fair values and their rationale are as follows:

a. Stock Price

The closing market price on the National Stock Exchange (NSE) on the date of grant has been considered for the purpose of valuation.

b. Volatility

Volatility is a measure of the amount by which a price has fluctuated or is expected to fluctuate during a period. The measure of volatility used in the Black-Scholes-Merton option pricing model is the annualised standard deviation of the continuously compounded rates of return on the stock over a period of time. For calculating volatility, the daily volatility of stock prices on NSE, over a period prior to the grant date, corresponding with the expected life of the options has been considered.

The period to be considered for volatility has been adequate to represent a consistent trend in the price movements. It is also important that movements due to abnormal events get evened out. The period considered for the working is commensurate with the expected life of the option.

The fair value of an option is very sensitive to this variable. Higher the volatility, higher is the fair value. The rationale being, the more volatile a stock is, the more is its potential to go up (or come down), and the more is the probability to gain from the movement in the price. Accordingly, an option to buy a highly volatile stock is more valuable than the one to buy a less volatile stock, for the probability of gaining is lesser in the latter case.

NOTES TO AND FORMING PART OF THE STANDALONE FINANCIAL STATEMENTS AS AT AND FOR THE YEAR ENDED 31 MARCH 2021

(Amounts in Indian Rupees lakhs, unless otherwise stated)

c. Risk free interest rate

The risk-free interest rate being considered for the calculation is the interest rate applicable for maturity equal to the expected life of the options based on the zero-coupon yield curve for government securities.

d. Exercise price

Exercise Price of each specific grant has been considered.

e. Time to maturity / expected life of options

The Company has estimated the expected life of the options on the basis of average of minimum and maximum life of the options. Historical data is not considered in expected life calculations.

f. According to IND AS 102, the expected life of an award of stock options shall take into account the following factors :

The expected life of an award of stock options considers the following factors:

- a) The expected life must at least include the vesting period.
- b) The average lengths of time of similar grants have remained outstanding in the past. If the Company does not have sufficiently long history of stock option grants, the experience of an appropriately comparable peer group has been taken into consideration.
- c) The expected life of stock options should not be less than half of the exercise period of the stock options issued until and unless the same is supported by historical evidences with respect to stock options issued by the Company earlier.

The fair value of each award has been determined based on different expected lives of the options that vest each year, as if the award were several separate awards, each with a different vesting date.

The time to maturity has been estimated as illustrated by the following example. In case of the options granted on 1 April 2017, the earliest date of exercise for the first vesting is one year from the date of grant that is 1 April 2018. Hence, the minimum life of the option is 1 year. The exercise period is three years from the date of vesting as per the ESOP Plan; hence the maximum life is 4 years. The expected life is the average of minimum and maximum life, i.e. 2.5 years $[(1 + 4) / 2]$. The time to maturity for the remaining vests has been calculated in a similar manner.

g. Expected dividend yield:

The dividend yield for each year has been derived by dividing the dividend per share for that year by the average market price per share of the respective period. The expected dividend yield of the Company over the life of the option is estimated considering the Company's past dividend policy.

VI Employee-benefit expenses recognised in the Standalone Financial Statements

The Company has recorded employee stock-based compensation of ₹ 747 lakhs (Previous Year: ₹ 256 lakhs) out of which ₹ 263 lakhs (Previous Year: ₹ 96 lakhs) has been recognised in the Statement of Profit and Loss, ₹ 375 lakhs (Previous Year: ₹ 160 lakhs) has been capitalised in the project cost and ₹ 109 lakhs has been recognised as deemed investment in Wholly Owned Subsidiary relating to the options granted to the employees of the Company and its Wholly Owned Subsidiary for the year ended 31 March 2021.

NOTES TO AND FORMING PART OF THE STANDALONE FINANCIAL STATEMENTS AS AT AND FOR THE YEAR ENDED 31 MARCH 2021
(Amounts in Indian Rupees lakhs, unless otherwise stated)

**NOTE 46 :
LEASES**

	As at 31 March 2021	As at 31 March 2020
(A) Right of Use of Assets		
(I) Gross block		
Balance at the beginning of the year	124	-
Add : Addition during the year	-	201
Less : Reduction due to termination of lease agreement during the year	(9)	(77)
Balance at the end of the year	115	124
(II) Amortisation		
Balance at the beginning of the year	7	-
Amortisation for the year :		
- Pertaining to real estate project	11	20
- Charged to Statement of Profit and Loss	15	7
Less : Reduction due to termination of leases	(7)	(20)
Balance at the end of the year	26	7
Closing of Right of Use of assets (I-II)	89	117
(B) Movement of Leases liability during the year		
Balance as at beginning of the year	109	-
Additions / Adjustments during the year	2	142
Finance cost incurred during the year	11	19
Payment of Lease liability	35	52
Balance as at end of the year	87	109
(C) Maturity analysis of Leases		
Payment of Lease liability		
Not later than one year	31	31
Later than one year but not later than five years	90	121
Later than 5 years	-	-
Total	121	152

NOTES TO AND FORMING PART OF THE STANDALONE FINANCIAL STATEMENTS AS AT AND FOR THE YEAR ENDED 31 MARCH 2021*(Amounts in Indian Rupees lakhs, unless otherwise stated)***NOTE 47:****FAIR VALUE MEASUREMENTS**

Set out below is a comparison, by class, of the carrying amounts and the fair value of the Company's financial instruments as of 31 March 2021

Particulars	Amortised cost	Financial assets/ liabilities at fair value through profit and loss	Financial assets/ liabilities at fair value through OCI	Total carrying value	Total fair value
Financial assets					
Cash and cash equivalents	3,359	-	-	3,359	3,359
Bank balances other than above	1,472	-	-	1,472	1,472
Receivables					
- Trade receivables	3	-	-	3	3
Investments	-	3,590	1,03,141	1,06,731	1,06,731
Other financial assets	9,259	-	-	9,259	9,259
Total	14,093	3,590	1,03,141	1,20,824	1,20,824
Financial liabilities					
Trade payables	-	-	-	-	-
Deposits	1,288	-	-	1,288	1,288
Other financial liabilities	452	-	-	452	452
Total	1,740	-	-	1,740	1,740

NOTES TO AND FORMING PART OF THE STANDALONE FINANCIAL STATEMENTS AS AT AND FOR THE YEAR ENDED 31 MARCH 2021
(Amounts in Indian Rupees lakhs, unless otherwise stated)

Set out below is a comparison, by class, of the carrying amounts and the fair value of the Company's financial instruments as of 31 March 2020

Particulars	Amortised cost	Financial assets/ liabilities at fair value through profit and loss	Financial assets/ liabilities at fair value through OCI	Total carrying value	Total fair value
Financial assets					
Cash and cash equivalents	3,143	-	-	3,143	3,143
Bank balances other than above	91	-	-	91	91
Receivables					
- Trade receivables	-	-	-	-	-
Investments	-	5,199	48,840	54,039	54,039
Other financial assets	81	-	-	81	81
Total	3,315	5,199	48,840	57,354	57,354
Financial liabilities					
Trade payables	-	-	-	-	-
Deposits	1,206	-	-	1,206	1,206
Other financial liabilities	731	-	-	731	731
Total	1,937	-	-	1,937	1,937

The following methods and assumptions were used to estimate the fair values / amortised cost as applicable :

- i) The fair values of quoted equity instruments and mutual funds are measured using Level 1 hierarchy. There have been no transfers among Level 1, Level 2 and Level 3 during the year.
- ii) The management assessed that the fair value of cash and cash equivalents, other bank balances, trade receivables, trade payables, deposits and other financial assets and liabilities approximate their carrying amounts.

The fair value of the financial assets and liabilities is included at the amount at which the instrument could be exchanged in a current transaction between willing parties, other than in a forced or liquidation sale.
- (iii) The fair value of the quoted equity shares and mutual fund are based on the price quotations at reporting date.
- (iv) The fair value of unquoted instruments - The Company has carried out fair valuation of investments in equity shares of unquoted instruments based on discounted cash flow method under income approach based on valuation carried out by an independent valuer. The unquoted instruments are measured using Level 3 hierarchy.
- (v) The fair value of other financial liabilities as well as other financial assets is estimated by discounting future cash flows using rates currently available for debt on similar terms, credit risk and remaining maturities.

NOTES TO AND FORMING PART OF THE STANDALONE FINANCIAL STATEMENTS AS AT AND FOR THE YEAR ENDED 31 MARCH 2021*(Amounts in Indian Rupees lakhs, unless otherwise stated)***NOTE 48 :****FINANCIAL RISK MANAGEMENT**

The Company's activities exposes it to market risk, liquidity risk and credit risk. This note explains the sources of risk which the entity is exposed to and how the entity manages the risk.

The Company has in place a mechanism to identify, assess, monitor and mitigate various risks to key business objectives. Major risks identified are systematically addressed through risk mitigation actions on a continuing basis.

(A) Market risk

Market risk is the risk of any loss in future earnings, in realisable fair values or in future cash flows that may result from a change in the price of a financial instrument. The value of a financial instrument may change as a result of changes in the interest rates, foreign currency exchange rates, equity price fluctuations, liquidity and other market changes. Future specific market movements cannot be normally predicted with reasonable accuracy.

The Company does not have any foreign currency obligation nor does it have any borrowings. Accordingly, the Company does not perceive any foreign currency risk or interest rate risk.

(B) Equity price risk

Equity price risk is related to the change in market reference price of the investments in equity securities. The fair value of the Company's investments measured at fair value through other comprehensive income and fair value through profit and loss exposes the Company to equity price risks. These investments are subject to changes in the market price of securities.

The fair value of Company's investment as at 31 March 2021 in quoted / unquoted equity securities was ₹ 1,03,141 lakhs and mutual funds was ₹ 3,590 lakhs (Previous Year : ₹ 48,840 lakhs quoted equity shares and ₹ 5,199 lakhs in mutual funds). The impact of change in equity price risk is as under:

	31 March 2021		31 March 2020	
	Increase by 10%	Decrease by 10%	Increase by 10%	Decrease by 10%
Impact on Statement of Profit and Loss				
Mutual funds	359	(359)	520	(520)
Impact on Statement of Other Comprehensive Income				
Equity shares	10,314	(10,314)	4,882	(4,882)

(C) Credit risk

The Company is exposed to credit risk from its operating activities (primarily trade receivables).

I. Trade receivables

Credit risk is the risk that one party to financial instrument will cause a financial loss for the other party by failing to discharge an obligation. To manage this, the Company periodically assesses the financial reliability of customers, taking into account the financial condition, current economic trends, analysis of historical bad debts, ageing of accounts receivable and forward looking information. Individual credit limits are set accordingly. The credit period offered to customers is 30 days from the date of invoice.

NOTES TO AND FORMING PART OF THE STANDALONE FINANCIAL STATEMENTS AS AT AND FOR THE YEAR ENDED 31 MARCH 2021
(Amounts in Indian Rupees lakhs, unless otherwise stated)

Ageing analysis of trade receivables / Unbilled receivables :

Particulars	As at 31 March 2021	As at 31 March 2020
Not yet due to due upto 1 year	28	44
Overdue 1 year to 2 years	-	-
Overdue 2 year to 3 years	-	-
Overdue 3 year to 4 years	-	39
	28	83
Provision for Expected Credit Loss	-	39
Net amount	28	44

Movement of provision for Expected Credit Loss :

Particulars	As at 31 March 2021	As at 31 March 2020
Opening provision for Expected Credit Loss	39	41
Amount writtern back	(39)	(2)
Provided during the year*	-	-
Closing provision for Expected Credit Loss	-	39

(* Value less than a rupee lakh for Pervious Year)

Credit risk on cash and cash equivalents and other bank balances is insignificant as the Company generally invests in bank deposits and liquid mutual funds with high credit ratings.

(D) Liquidity risk

Prudent liquidity risk management implies maintaining sufficient cash and marketable securities and the availability of funding through an adequate amount of committed credit facilities to meet obligations when due and to close out market positions. The flexibility in funding requirements is met by ensuring availability of adequate inflows.

The Company had no outstanding bank borrowings as of 31 March 2021 and 31 March 2020. The working capital of the Company is positive as at each reporting date.

The table below summarises the maturity profile of the Company's financial liabilities based on contractual undiscounted payments:

Particulars	On demand	Upto 1 year	More than 1 year upto 3 years	More than 3 years
Trade payables	-	-	-	-
Deposits (undiscounted)	5	1,319	15	-
Other financial liabilities	80	285	-	-
As at 31 March 2021	85	1,604	15	-
Trade payables	-	-	-	-
Deposits (undiscounted)	7	54	1,316	-
Other financial liabilities	91	531	-	-
As at 31 March 2020	98	585	1,316	-

NOTES TO AND FORMING PART OF THE STANDALONE FINANCIAL STATEMENTS AS AT AND FOR THE YEAR ENDED 31 MARCH 2021

(Amounts in Indian Rupees lakhs, unless otherwise stated)

**NOTE 49 :
CAPITAL MANAGEMENT**

The Company's objectives when managing capital are to :

- safeguard their ability to continue as a going concern, so that they can continue to provide returns for shareholders and benefits for other stakeholders, and
- Maintain an optimal capital structure to reduce the cost of capital.

The Company's capital structure completely comprises of equity component. In order to maintain or adjust the capital structure, the Company may adjust the amount of dividends paid to shareholders, return capital to shareholders, issue new shares, etc.

No changes were made in the objectives, policies or processes for managing capital during the year and during the Previous Year.

**NOTE 50 :
EVENT AFTER REPORTING PERIOD**

According to the management's evaluation of events subsequent to the Balance Sheet date, there were no significant adjusting events that occurred other than those disclosed / given effect to, in these Financial Statements as of 31 March 2021.

**NOTE 51 :
DIVIDEND**

The Board of Directors has proposed Final Dividend of ₹ 10 per equity share for FY 2020-2021. (Previous year interim dividend ₹ 10 per equity share, i.e., 100%).

NOTE 52 :

Previous year's figures have been regrouped wherever considered necessary to make them comparable with those of the current year.

As per our attached report of even date

For and on behalf of the Board of Directors

For G. D. Apte & Co.
Chartered Accountants
Firm Registration Number: 100515W

Mahesh Chhabria
Managing Director
DIN 00166049

Aditi Chirmule
Executive Director
DIN 01138984

Umesh S. Abhyankar
Partner
Membership Number: 113053
Pune: 15 May 2021

Ashwini Mali
Company Secretary
ACS 19944

Umesh Shastry
Chief Financial Officer
ACA 043136
Pune: 15 May 2021

Form AOC-1

STATEMENT PURSUANT TO FIRST PROVISOR TO SUB-SECTION (3) OF SECTION 129
OF THE COMPANIES ACT, 2013, RELATING TO SUBSIDIARY COMPANIES

Part "A" : Subsidiaries

(₹ in lakhs)

1	Name of the Subsidiaries	Kirloskar Ferrous Industries Limited	Wellness Space Developers Limited
2	The date since when subsidiary was acquired	May 31, 2013	December 19, 2020
3	Reporting period for the subsidiary concerned, if different from the holding Company's reporting period	N.A	N.A
4	Reporting Currency and Exchange rate as on the last date of the relevant financial year in the case of foreign subsidiaries	N.A	N.A
5	Share Capital	6,917	1
6	Reserves and Surplus	93,020	(258)
7	Total Assets	1,93,257	9,246
8	Total Liabilities	93,320	9,503
9	Investments	55	-
10	Turnover	2,03,808	-
11	Profit Before Taxation	36,319	(104)
12	Provision for Taxation	6,108	(6)
13	Profit After Taxation	30,211	(98)
14	Proposed Dividend	4,150	-
15	% of Shareholding	51.06%	100.00%
16	Names of subsidiaries which are yet to commence operations	-	Wellness Space Developers Limited
17	Names of subsidiaries which have been liquidated or sold during the year	-	-

As per our attached report of even date

For and on behalf of the Board of Directors

For G. D. Apte & Co.
Chartered Accountants
Firm Registration Number: 100515W

Mahesh Chhabria
Managing Director
DIN 00166049

Aditi Chirmule
Executive Director
DIN 01138984

Umesh S. Abhyankar
Partner
Membership Number: 113053
Pune: 15 May 2021

Ashwini Mali
Company Secretary
ACS 19944

Umesh Shastry
Chief Financial Officer
ACA 043136
Pune: 15 May 2021

STATEMENT PURSUANT TO FIRST PROVISIO TO SUB-SECTION (3) OF SECTION 129 OF THE COMPANIES ACT, 2013, RELATING TO ASSOCIATES AND JOINT VENTURES**Part “B” : Associates and Joint Ventures**

1	Name of Associates	Not Applicable
2	Latest audited Balance Sheet date	
3	Date on which the Associate was associated or acquired	
4	Shares of Associate held by the Company on the year end	
5	Amount of Investment in Associates (₹ in lakhs)	
6	Extent of holding (in percentage)	
7	Description of how there is significant influence	
8	Reason why the Associate / Joint Venture is not consolidated	
9	Net worth attributable to shareholding as per latest Audited Balance Sheet	
10	Profit or Loss for the year	
	Considered in Consolidation	
	Not Considered in Consolidation	
11	Names of Associates which are yet to commence operations	
12	Names of Associates which have been liquidated or sold during the year	

Note :

1. For the Financial Year ending 31 March 2021, the Company has no Joint Venture and Associate.

As per our attached report of even date

For and on behalf of the Board of Directors

For G. D. Apte & Co.

Chartered Accountants

Firm Registration Number: 100515W

Mahesh Chhabria

Managing Director

DIN 00166049

Aditi Chirmule

Executive Director

DIN 01138984

Umesh S. Abhyankar

Partner

Membership Number: 113053

Pune: 15 May 2021

Ashwini Mali

Company Secretary

ACS 19944

Umesh Shastry

Chief Financial Officer

ACA 043136

Pune: 15 May 2021

CONSOLIDATED FINANCIAL STATEMENTS

INDEPENDENT AUDITOR'S REPORT

To the Members of Kirloskar Industries Limited

Report on the Audit of Consolidated Financial Statements

1. Opinion

We have audited the accompanying Consolidated Financial Statements of **Kirloskar Industries Limited** (hereinafter referred to as the "Parent Company") and its subsidiaries, viz., **Kirloskar Ferrous Industries Limited and Wellness Space Developers Limited** (the Parent Company and its subsidiaries together referred to as "the Group"), which comprise the Consolidated Balance Sheet as at March 31, 2021, the Consolidated Statement of Profit and Loss, the Consolidated Statement of Changes in Equity and the Consolidated Statement of Cash Flows for the year ended on that date and a summary of the significant accounting policies and other explanatory information (hereinafter referred to as "the Consolidated Financial Statements").

In our opinion and to the best of our information and according to the explanations given to us and based on the consideration of the report of the other auditor on separate Financial Statements and on the other financial information of a subsidiary, viz., Kirloskar Ferrous Industries Limited, the aforesaid Consolidated Financial Statements give the information required by the Companies Act, 2013, ("the Act") in the manner so required and give a true and fair view in conformity with the accounting principles generally accepted in India including the Indian Accounting Standards ("Ind AS") prescribed under Section 133 of the Act, of the consolidated state of affairs of the Group as at March 31, 2021, its consolidated profit, consolidated total comprehensive income, consolidated changes in equity and its consolidated cash flows for the year ended on that date.

2. Basis for Opinion

We conducted our audit of the Consolidated Financial Statements in accordance with the Standards on Auditing (SAs) specified under Section 143 (10) of the Act (SAs). Our responsibilities under those Standards are further described in the 'Auditor's Responsibilities for the Audit of the Consolidated Financial Statements' section of our report. We are independent of the Group in accordance with the Code of Ethics issued by the Institute of Chartered Accountants of India (ICAI) together with the independence requirements that are relevant to our audit of the Consolidated Financial Statements under the provisions of the Act and the Rules made thereunder, and we have fulfilled our other ethical responsibilities in accordance with these requirements and the ICAI's Code of Ethics. We believe that the audit evidence we have obtained is sufficient and appropriate to provide a basis for our audit opinion on the Consolidated Financial Statements.

3. Key Audit Matters

Key audit matters are those matters that, in our professional judgment, were of most significance in our audit of the Consolidated Financial Statements of the current period. These matters were addressed in the context of our audit of the Consolidated Financial Statements as a whole, and in forming our opinion thereon, and we do not provide a separate opinion on these matters. We did not audit the Financial Statements of one of the subsidiaries, **Kirloskar Ferrous Industries Limited** as at and for the year ended on March 31, 2021, as considered in the Consolidated Financial Statements. These Financial Statements have been audited by other auditor whose report has been furnished to us by the Management and our identification and reporting of the Key Audit Matters, as stated below, which relate only to the aforesaid subsidiary, are based on the report of the other auditor.

Sr. No.	Particulars	Auditor's Response
1	<p>Contingent Liability</p> <p>The Group is involved in direct and indirect tax litigations amounting to ₹ 2,318 lakhs that are pending with various tax authorities. Whether a liability is recognised or disclosed as a contingent liability in the Financial Statements is inherently judgmental and dependent on assumptions and assessments. Specific focus has been placed on the judgements in respect of these demands against the Group. Determining the amount, if any, to be recognized or disclosed in the Financial Statements, is inherently subjective. Therefore, these litigations are considered to be a key audit matter.</p>	<p>The procedures included, but were not limited to, the following:</p> <ul style="list-style-type: none"> • Obtaining an understanding from the management with respect to process and controls followed by the Group for identification and monitoring of significant developments in relation to the litigations, including completeness thereof. • Obtaining the list of litigations from the management and reviewing their assessment of the likelihood of outflow of economic resources being probable, possible or remote in respect of the litigations. • Obtaining and evaluating the confirmations from the consultants representing the Group before the various authorities the auditor's dedicated teams of direct tax and indirect tax. Assessment and validation of the adequacy and appropriateness of the disclosures made by the management in the Financial Statements.
2	<p>Property, plant and equipment</p> <p>Valuation and existence of property, plant and equipment including assessment of useful lives and residual values. Property, plant and equipment represent a significant proportion of the Group's asset base. The estimates and assumptions made to determine the carrying amounts, including whether and when to capitalise or expense certain costs, and the determination of depreciation charges are material to the Group's financial position and performance. The charges in respect of periodic depreciation are derived after estimating an asset's expected useful life and the expected residual value. Changes to asset's carrying amounts, expected useful lives or residual value could result in a material impact on the Financial Statements and hence considered as key audit matter.</p>	<p>The audit approach consisted of:</p> <ul style="list-style-type: none"> • Evaluation of design and implementation of controls, and testing the operating effectiveness of the internal controls over valuation of property, plant and equipment and review of useful lives; • Periodic physical verification of property, plant and equipment for adequacy and appropriateness of the accounting and disclosure by the Management; • Review of CAPEX business process, flow of documents / information and their control's effectiveness; • Substantive Tests on random sampling for all the major additions, deletions to the assets by applying all the characteristics of capital expenditure, proper classification of the same, with reference to the Group's policy and accounting standards; • Substantive testing for the determination of assets' useful lives and residual values with reference to management's judgments, including the appropriateness of past / existing asset lives and residual values applied in the calculation of depreciation. Certificates relating to useful lives of assets where, required were obtained. • Review of policy and the procedure of physical verification of PPE. <p>Based on above procedures, no exceptions were identified in relation to the valuation and the existence of property, plant and equipment including assessment of useful lives and residual values which may affect the opinion.</p>

We report that no Key Audit Matters have been identified in respect of the Parent Company and the wholly owned subsidiary, viz., Wellness Space Developers Limited.

4. Information Other than the Consolidated Financial Statements and Auditor's Report Thereon

The Parent Company's Board of Directors is responsible for preparation of the other information. The other information comprises the information included in the Report of the Board of Directors and the Report on the Corporate Governance but does not include the Consolidated Financial Statements and our auditor's report thereon.

Our opinion on the Consolidated Financial Statements does not cover the other information and we do not express any form of assurance conclusion thereon. In connection with our audit of the Consolidated Financial Statements, our responsibility is to read the other information identified above and in doing so, consider whether the other information is materially inconsistent with the Consolidated Financial Statements or our knowledge obtained in the audit, or otherwise appears to be materially misstated.

If, based on the work we have performed, we conclude that there is a material misstatement of this other information, we are required to report that fact. We have nothing to report in this regard.

5. Management's Responsibility for the Consolidated Financial Statements

The Parent Company's Board of Directors is responsible for the matters stated in Section 134 (5) of the Act with respect to preparation of these Consolidated Financial Statements that give a true and fair view of the consolidated financial position, consolidated financial performance, consolidated total comprehensive income, consolidated changes in equity and consolidated cash flows of the Group in accordance with the Ind AS and other accounting principles generally accepted in India. The respective Board of Directors of the companies included in the Group are responsible for maintenance of the adequate accounting records in accordance with the provisions of the Act for safeguarding the assets of the Group and for preventing and detecting frauds and other irregularities; selection and application of appropriate accounting policies; making judgments and estimates that are reasonable and prudent; and design, implementation and maintenance of adequate internal financial controls, that were operating effectively for ensuring the accuracy and completeness of the accounting records, relevant to the preparation and presentation of the Consolidated Financial Statements that give a true and fair view and are free from material misstatement, whether due to fraud or error.

In preparing the Consolidated Financial Statements, the respective Board of Directors of the companies included in the Group are responsible for assessing the respective company's ability to continue as a going concern, disclosing, as applicable, matters related to going concern and using the going concern basis of accounting unless management either intends to liquidate the Group or to cease operations, or has no realistic alternative but to do so.

The respective Board of Directors of the companies included in the Group are also responsible for overseeing the financial reporting process of those Companies.

6. Auditor's Responsibilities for the Audit of the Consolidated Financial Statements

Our objectives are to obtain reasonable assurance about whether the Consolidated Financial Statements as a whole are free from material misstatement, whether due to fraud or error, and to issue an auditor's report that includes our opinion. Reasonable assurance is a high level of assurance, but is not a guarantee that an audit conducted in accordance with SAs will always detect a material misstatement when it exists. Misstatements can arise from fraud or error and are considered material if, individually or in the aggregate, they could reasonably be expected to influence the economic decisions of users taken on the basis of these Consolidated Financial Statements.

As a part of an audit in accordance with SAs, we exercise professional judgment and maintain professional skepticism throughout the audit. We also:

- Identify and assess the risks of material misstatement of the Consolidated Financial Statements, whether due to fraud or error, design and perform audit procedures responsive to those risks, and obtain audit evidence that is sufficient and appropriate to provide a basis for our opinion. The risk of not detecting a material misstatement resulting from fraud is higher than for one resulting from error, as fraud may involve collusion, forgery, intentional omissions, misrepresentations, or the override of internal control.

- Obtain an understanding of internal financial controls relevant to the audit in order to design audit procedures that are appropriate in the circumstances. Under Section 143 (3) (i) of the Act, we are also responsible for expressing our opinion on whether the Company and its subsidiaries which are companies incorporated in India, have adequate internal financial controls system in place and the operating effectiveness of such controls.
- Evaluate the appropriateness of accounting policies used and the reasonableness of accounting estimates and related disclosures made by management.
- Conclude on the appropriateness of management's use of the going concern basis of accounting and, based on the audit evidence obtained, whether a material uncertainty exists related to events or conditions that may cast significant doubt on the ability of the Group to continue as a going concern. If we conclude that a material uncertainty exists, we are required to draw attention in our auditor's report to the related disclosures in the Consolidated Financial Statements or, if such disclosures are inadequate, to modify our opinion. Our conclusions are based on the audit evidence obtained up to the date of our auditor's report. However, future events or conditions may cause the Group to cease to continue as a going concern.
- Evaluate the overall presentation, structure and content of the Consolidated Financial Statements, including the disclosures, and whether the Consolidated Financial Statements represent the underlying transactions and events in a manner that achieves fair presentation.
- Obtain sufficient appropriate audit evidence regarding the Financial Statements of the entities within the Group to express an opinion on the Consolidated Financial Statements. We are responsible for the direction, supervision and performance of the audit of financial information of parent company and the Wholly Owned Subsidiary included in the Consolidated Financial Statements of which we are the independent auditors. For other subsidiary included in the Consolidated Financial Statements, which has been audited by other auditor, such other auditor remains responsible for the direction, supervision and performance of the audit carried out by them. We remain solely responsible for our audit opinion.

Materiality is the magnitude of misstatements in the Consolidated Financial Statements that, individually or in aggregate, makes it probable that the economic decisions of a reasonably knowledgeable user of the Financial Statements may be influenced. We consider quantitative materiality and qualitative factors in (i) planning the scope of our audit work and in evaluating the results of our work; and (ii) to evaluate the effect of any identified misstatements in the Financial Statements.

We communicate with those charged with governance of the Parent Company regarding, among other matters, the planned scope and timing of the audit and significant audit findings, including any significant deficiencies in internal control that we identify during our audit.

We also provide those charged with governance of the Parent Company with a statement that we have complied with relevant ethical requirements regarding independence, and to communicate with them all relationships and other matters that may reasonably be thought to bear on our independence, and where applicable, related safeguards.

From the matters communicated with those charged with governance, we determine those matters that were of most significance in the audit of the Consolidated Financial Statements of the current period and are therefore the key audit matters. We describe these matters in our auditor's report unless law or regulation precludes public disclosure about the matter or when, in extremely rare circumstances, we determine that a matter should not be communicated in our report because the adverse consequences of doing so would reasonably be expected to outweigh the public interest benefits of such communication.

7. Other Matters

We did not audit the financial statements of the subsidiary, Kirloskar Ferrous Industries Limited whose financial statements reflect total assets of ₹ 1,93,254 lakhs as at March 31, 2021, total revenues of ₹ 2,04,091 lakhs, total net profit after tax of ₹ 30,217 lakhs, total comprehensive income of ₹ 30,135 lakhs for the year ended March 31, 2021 and net cash flows amounting to ₹ 317 lakhs for the year

ended on that date, as considered in the Consolidated Financial Statements. These financial statements have been audited by other auditor whose report has been furnished to us by the Management and our opinion on the Consolidated Financial Statements, in so far as it relates to the amounts and disclosures included in respect of these subsidiary, and our report in terms of sub-sections (3) and (11) of Section 143 of the Act, in so far as it relates to the aforesaid subsidiary, is based solely on the report of the other auditor.

Our opinion on the Consolidated Financial Statements, and our report on Other Legal and Regulatory Requirements below, is not modified in respect of the above matter with respect to our reliance on the work done and the reports of the other auditor.

8. Report on Other Legal and Regulatory Requirements

As required by Section 143 (3) of the Act, we report, to the extent applicable, that:

- a. We have sought and obtained all the information and explanations which to the best of our knowledge and belief were necessary for the purposes of our audit.
- b. In our opinion, proper books of account as required by law relating to preparation of the aforesaid Consolidated Financial Statements have been kept so far as it appears from our examination of those books and the report of the other auditor.
- c. The Consolidated Balance Sheet, the Consolidated Statement of Profit and Loss, Consolidated Statement of Changes in equity and the Consolidated Cash Flow Statement dealt with by this Report are in agreement with the relevant books of account maintained for the purpose of preparation of the Consolidated Financial Statements.
- d. In our opinion, the aforesaid Consolidated Financial Statements comply with the Indian Accounting Standards specified under Section 133 of the Act read with the Companies (Indian Accounting Standards) Rules, 2015.
- e. On the basis of the written representations received from the directors of the Parent Company and its wholly owned subsidiary as on March 31, 2021, taken on record by the respective Board of Directors and the report of the statutory auditor of its subsidiary, none of the directors of the Group companies is disqualified as on March 31, 2021, from being appointed as a director in terms of Section 164 (2) of the Act.
- f. With respect to the adequacy of internal financial controls over financial reporting of the Group and the operating effectiveness of such controls, refer to our separate report in "Annexure 1" to this report.
- g. As per the information and explanations given to us and on the basis of the report of statutory auditor of a subsidiary, we report that the managerial remuneration has been paid and provided in accordance with Section 197 of the Act.

- h. With respect to the other matters to be included in the Auditor's Report in accordance with Rule 11 of the Companies (Audit and Auditor's) Rules, 2014, as amended, in our opinion and to the best of our information and according to the explanations given to us:
- i. The Consolidated Financial Statements disclose the impact of pending litigations on the consolidated financial position of the Group – Refer Note No. 45 (a) to the Consolidated Financial Statements.
 - ii. The Group did not have any material foreseeable losses on long-term contracts including derivative contracts during the year ended March 31, 2021.
 - iii. There has been no delay in transferring amounts required to be transferred to the Investor Education and Protection Fund by the Parent Company and its subsidiaries which are companies incorporated in India during the year ended March 31, 2021.

For G. D. Apte & Co

Chartered Accountants

Firm Registration Number: 100515W

UDIN: 21113053AAAABF9281

Sd/-

Umesh S. Abhyankar

Partner

Membership Number: 113053

Pune: 15 May 2021.

ANNEXURE 1 TO THE INDEPENDENT AUDITOR'S REPORT OF EVEN DATE ON THE CONSOLIDATED FINANCIAL STATEMENTS OF KIRLOSKAR INDUSTRIES LIMITED**1. Report on the Internal Financial Controls under Clause (i) of Sub-section 3 of Section 143 of the Companies Act, 2013, ("THE ACT")**

In conjunction with our audit of the Consolidated Financial Statements of Kirloskar Industries Limited ('the Parent Company') and its subsidiaries (the Parent Company and its subsidiaries together referred to as 'the Group'), as at and for the year ended March 31, 2021, we have audited the internal financial controls with reference to financial statements of the Parent Company and its subsidiaries, which are companies covered under the Act, as at that date.

2. Management's Responsibility for Internal Financial Controls

The respective Board of Directors of the Parent Company and its subsidiaries, which are companies incorporated in India, are responsible for establishing and maintaining internal financial controls based on the internal control over financial reporting criteria established by the Parent Company considering the essential components of internal control stated in the Guidance Note on Audit of Internal Financial Controls Over Financial Reporting issued by the Institute of Chartered Accountants of India. These responsibilities include the design, implementation and maintenance of adequate internal financial controls that were operating effectively for ensuring the orderly and efficient conduct of its business, including adherence to respective Company's policies, the safeguarding of its assets, the prevention and detection of frauds and errors, the accuracy and completeness of the accounting records, and the timely preparation of reliable financial information, as required under the Act.

3. Auditor's Responsibility

Our responsibility is to express an opinion on the Company's internal financial controls with reference to financial statements of the Parent Company and its subsidiaries, which are companies incorporated in India, based on our audit. We conducted our audit in accordance with the Guidance Note on Audit of Internal Financial Controls Over Financial Reporting (the "Guidance Note") and the Standards on Auditing as specified under Section 143 (10) of the Act, to the extent applicable to an audit of internal financial controls, both issued by the Institute of Chartered Accountants of India. Those Standards and the Guidance Note require that we comply with ethical requirements and plan and perform the audit to obtain reasonable assurance about whether adequate internal financial controls over financial reporting was established and maintained and if such controls operated effectively in all material respects.

Our audit involves performing procedures to obtain audit evidence about the adequacy of the internal financial controls system over financial reporting and their operating effectiveness. Our audit of internal financial controls over financial reporting included obtaining an understanding of internal financial controls over financial reporting, assessing the risk that a material weakness exists, and testing and evaluating the design and operating effectiveness of internal control based on the assessed risk. The procedures selected depend on the auditor's judgement, including the assessment of the risks of material misstatement of the financial statements, whether due to fraud or error.

We believe that the audit evidence we have obtained and the audit evidence obtained by the other auditors in terms of the reports referred to in the Other Matters paragraph, is sufficient and appropriate to provide a basis for our audit opinion on the internal financial controls system over financial reporting.

4. Meaning of Internal Financial Controls Over Financial Reporting

A company's internal financial control over financial reporting is a process designed to provide reasonable assurance regarding the reliability of financial reporting and the preparation of Financial Statements for external purposes in accordance with generally accepted accounting principles. A company's internal financial control over financial reporting includes those policies and procedures that (1) pertain to the maintenance of records that, in reasonable detail, accurately and fairly reflect the transactions and dispositions of the assets of the company; (2) provide reasonable assurance that transactions are

recorded as necessary to permit preparation of Financial Statements in accordance with generally accepted accounting principles, and that receipts and expenditures of the company are being made only in accordance with authorisations of management and directors of the Company; and (3) provide reasonable assurance regarding prevention or timely detection of unauthorised acquisition, use, or disposition of the Company's assets that could have a material effect on the Financial Statements.

5. Inherent Limitations of Internal Financial Controls Over Financial Reporting

Because of the inherent limitations of internal financial controls over financial reporting, including the possibility of collusion or improper management override of controls, material misstatements due to error or fraud may occur and not be detected. Also, projections of any evaluation of the internal financial controls over financial reporting to future periods are subject to the risk that the internal financial control over financial reporting may become inadequate because of changes in conditions, or that the degree of compliance with the policies or procedures may deteriorate.

6. Opinion

In our opinion and to the best of our information and according to the explanations given to us and based on consideration of reporting of other auditor as mentioned in Other Matter Paragraph, the Parent Company and its subsidiaries which are companies incorporated in India, have maintained in all material respects, an adequate internal financial controls system over financial reporting and such internal financial controls over financial reporting were operating effectively as at March 31, 2021, based on the internal control over financial reporting criteria established by respective companies considering the essential components of internal controls stated in the Guidance Note on Audit of Internal Financial Controls Over Financial Reporting issued by the Institute of Chartered Accountants of India.

7. Other Matter

Our aforesaid report under section 143 (3) (i) of the Act on the adequacy and operating effectiveness of the internal financial controls over financial reporting with reference to Financial Statements in so far as it relates to Kirloskar Ferrous Industries Limited, one of the subsidiaries, which is a Company incorporated in India, is based solely on the corresponding report of the auditor of the subsidiary.

Our opinion is not modified in respect of above matter.

For G. D. Apte & Co

Chartered Accountants

Firm Registration Number: 100515W

UDIN: 21113053AAAABF9281

Sd/-

Umesh S. Abhyankar

Partner

Membership Number: 113053

Pune: 15 May 2021.

KIRLOSKAR INDUSTRIES LIMITED

A Kirloskar Group Company

CONSOLIDATED BALANCE SHEET AS AT 31 MARCH 2021*(Amounts in Indian Rupees lakhs, unless otherwise stated)*

	Note No.	As at 31 March 2021	As at 31 March 2019
ASSETS			
1 Financial Assets			
(a) Cash and cash equivalents	6	4,481	3,839
(b) Bank balances other than (a) above	7	2,138	583
(c) Derivative financial instruments	8	-	270
(d) Receivables	9		
(i) Trade receivables		36,075	29,259
(e) Investments	10	1,06,786	54,089
(f) Other financial assets	11	1,213	1,225
		1,50,693	89,265
2 Non-Financial Assets			
(a) Inventories	12	28,439	23,644
(b) Current tax assets (net)	13	3,566	3,380
(c) Deferred Tax assets (net)	25, 43	8	-
(d) Investment property	14	1,800	1,902
(e) Property, plant and equipment	15	1,03,014	86,990
(f) Capital work-in-progress	16	22,958	13,781
(g) Intangible assets	15	911	772
(h) Intangible assets under development	17	1,355	666
(i) Goodwill	51	1	-
(j) Other non-financial assets	18	6,875	10,570
		1,68,927	1,41,705
TOTAL ASSETS		3,19,620	2,30,970
LIABILITIES AND EQUITY			
LIABILITIES			
1 Financial Liabilities			
(a) Derivative financial instruments	19	188	-
(b) Trade payables	20		
(i) total outstanding dues of micro enterprises and small enterprises		1,969	1,462
(ii) total outstanding dues of creditors other than micro enterprises and small enterprises		34,956	36,097
(c) Borrowings (other than debt securities)	21	29,177	31,124
(d) Deposits	22	1,333	1,206
(e) Other financial liabilities	23	14,775	8,440
		82,398	78,329
2 Non-Financial Liabilities			
(a) Provisions	24	1,469	1,299
(b) Deferred tax liabilities (net)	25, 43	8,974	11,594
(c) Other non-financial liabilities	26	3,292	1,307
		13,735	14,200
TOTAL LIABILITIES		96,133	92,529
3 EQUITY			
(a) Equity share capital	27	971	971
(b) Other equity	28	1,73,607	1,02,281
Equity attributable to owners of the Company		1,74,578	1,03,252
Non-controlling interest		48,909	35,189
Total Equity		2,23,487	1,38,441
TOTAL LIABILITIES AND EQUITY		3,19,620	2,30,970

Notes forming part of the Financial Statements: Note No. 1 to 56

As per our attached report of even date

For and on behalf of the Board of Directors

For G. D. Apte & Co.
Chartered Accountants
Firm Registration Number: 100515W

Mahesh Chhabria
Managing Director
DIN 00166049

Aditi Chirmule
Executive Director
DIN 01138984

Umesh S. Abhyankar
Partner
Membership Number: 113053
Pune: 15 May 2021

Ashwini Mali
Company Secretary
ACS 19944

Umesh Shastry
Chief Financial Officer
ACA 043136
Pune: 15 May 2021

CONSOLIDATED STATEMENT OF PROFIT AND LOSS FOR THE YEAR ENDED 31 MARCH 2021

(Amounts in Indian Rupees lakhs, unless otherwise stated)

	Note No.	Year ended 31 March 2021	Year ended 31 March 2020
1 Revenue from Operations			
(a) Interest income	29	271	263
(b) Dividend income		1,064	2,715
(c) Net gain on fair value changes	30	130	303
(d) Revenue from sale of products	31	2,04,000	1,85,317
Total Revenue from Operations		2,05,465	1,88,598
2 Other Income	32	2,762	4,407
3 Total Income		2,08,227	1,93,005
4 Expenses			
(a) Finance costs	33	2,676	1,860
(b) Cost of material consumed	34	1,04,879	1,13,140
(c) Purchases of Stock-in-Trade		-	-
(d) Changes in inventories of finished goods, work-in-progress and by-product	35	345	167
(e) Provision / (reversal) of impairment on financial assets	36	235	(9)
(f) Employee benefit expenses	37	11,428	10,135
(g) Depreciation and amortisation expense	38	7,934	6,046
(h) Corporate social responsibility expense	39	391	270
(i) Operating and other expenses	40	42,566	41,405
5 Total Expenses		1,70,454	1,73,014
6 Profit before tax		37,773	19,991
7 Tax expense	43		
- Current tax		9,394	3,364
- Short / (Excess) provision of earlier years		(59)	(568)
- Deferred tax		(2,707)	2,132
8 Total tax expenses		6,628	4,928
9 Profit for the year		31,145	15,063
10 Other Comprehensive Income / (Loss)			
Items that will not be reclassified to profit or loss			
a) Gain / (loss) on remeasurements of defined benefit plan		(97)	(221)
b) Gain / (loss) on fair valuation of investments in equity shares		54,307	(39,617)
c) Income tax expenses / (reversal) relating to items that will not be reclassified to profit or loss		79	(74)
11 Other Comprehensive Income / (Loss)		54,131	(39,764)
12 Total Comprehensive Income / (Loss) for the year		85,276	(24,701)
Profit attributable to:			
- Owners of the Company		16,379	9,589
- Non-controlling interest		14,766	5,474
Other Comprehensive Income / (Loss) attributable to:			
- Owners of the Company		54,171	(39,703)
- Non-controlling interest		(40)	(61)
Total Comprehensive Income / (Loss) attributable to:			
- Owners of the Company		70,550	(30,114)
- Non-controlling interest		14,726	5,413
13 Earnings per equity share			
[Nominal value of share ₹ 10 (Previous Year ₹ 10)]			
Basic (₹)	44	168.70	98.77
Diluted (₹)		163.99	98.68

Notes forming part of the Financial Statements: Note No. 1 to 56

As per our attached report of even date

For G. D. Apte & Co.
Chartered Accountants
Firm Registration Number: 100515W

Umesh S. Abhyankar
Partner
Membership Number: 113053
Pune: 15 May 2021

For and on behalf of the Board of Directors

Mahesh Chhabria
Managing Director
DIN 00166049

Ashwini Mali
Company Secretary
ACS 19944

Aditi Chirmule
Executive Director
DIN 01138984

Umesh Shastri
Chief Financial Officer
ACA 043136
Pune: 15 May 2021

CONSOLIDATED STATEMENT OF CHANGES IN EQUITY FOR THE YEAR ENDED 31 MARCH 2021

(Amounts in Indian Rupees lakhs, unless otherwise stated)

A. Equity Share Capital

Equity shares of ₹ 10 each issued, subscribed and fully paid	As at 31 March 2021		As at 31 March 2020	
	No.	₹ lakhs	No.	₹ lakhs
As at beginning of the year	97,08,650	971	97,08,650	971
Add : Shares issued during the year	-	-	-	-
Less : Shares bought back during the year	-	-	-	-
As at end of the year	97,08,650	971	97,08,650	971

B. Other Equity

Particulars	Reserves and surplus - Attributable to owners of Company					Non-controlling interest	Total
	General reserve	Capital reserve	Share options outstanding account	Equity instruments through other comprehensive income	Surplus / (Deficit) in the Statement of Profit and Loss		
As at 1 April 2019	33,805	4,284	1,681	36,981	58,847	32,038	1,67,636
Profit for the year	-	-	-	-	9,589	5,474	15,063
Adjustment on lapse of vested share options	98	-	(98)	-	-	-	-
Stock options expense	-	-	477	-	-	80	557
Measurement of investments at FVTOCI (net of taxes)	-	-	-	(39,617)	-	-	(39,617)
Adjustment on lapse of unvested share options	-	-	(113)	-	-	-	(113)
Remeasurement of defined benefit plans (net of taxes)	-	-	-	-	(86)	(61)	(147)
Increase on exercise of ESOPs of subsidiary	-	-	-	-	39	47	86
Transferred to non controlling interest due to variations in holding of shares in subsidiary	-	-	-	-	(35)	35	-
Share application money received	-	-	-	-	4	3	7
Appropriations:							
Transfer to general reserve	256	-	-	-	(256)	-	-
Final Dividend for the year 2018-19	-	-	-	-	(2,039)	(670)	(2,709)
Interim Dividend for year 2019-20	-	-	-	-	(971)	(1,343)	(2,314)
Tax on Final Dividend for the year 2018-19	-	-	-	-	(274)	(138)	(412)
Tax on interim dividend for the year 2019-20	-	-	-	-	(291)	(276)	(567)
As at 31 March 2020	34,159	4,284	1,947	(2,636)	64,527	35,189	1,37,470
Profit for the year	-	-	-	-	16,379	14,766	31,145
Adjustment on lapse of vested share options	-	-	-	-	8	-	8
Stock options expense	-	-	802	-	-	53	855
Measurement of investments at FVTOCI (net of taxes)	-	-	-	54,202	-	2	54,204
Adjustment on lapse of unvested share options	-	-	(8)	-	-	-	(8)
Remeasurement of defined benefit plans (net of taxes)	-	-	-	-	(31)	(42)	(73)
Increase on exercise of ESOPs of subsidiary	-	-	-	-	120	136	256
Transferred to non controlling interest due to variations in holding of shares in subsidiary	-	-	-	-	(149)	149	-
Share application money received	-	-	-	-	3	3	6
Appropriations:							
Transfer to general reserve	255	-	-	-	(255)	-	-
Interim Dividend for year 2020-21	-	-	-	-	-	(1,354)	(1,354)
As at 31 March 2021	34,414	4,284	2,741	51,566	80,602	48,909	2,22,516

As per our attached report of even date

For G. D. Apte & Co.

Chartered Accountants

Firm Registration Number: 100515W

Umesh S. Abhyankar

Partner

Membership Number: 113053

Pune: 15 May 2021

For and on behalf of the Board of Directors

Mahesh Chhabria

Managing Director

DIN 00166049

Ashwini Mali

Company Secretary

ACS 19944

Aditi Chirmule

Executive Director

DIN 01138984

Umesh Shastri

Chief Financial Officer

ACA 043136

Pune: 15 May 2021

CONSOLIDATED STATEMENT OF CASH FLOW FOR THE YEAR ENDED 31 MARCH 2021

(Amounts in Indian Rupees lakhs, unless otherwise stated)

Particulars	For the year ended 31 March 2021	For the year ended 31 March 2020
A. Cash flow from operating activities		
Net Profit / (Loss) before tax	37,773	19,991
<i>Adjustments for:</i>		
Depreciation and amortisation expense	7,934	6,046
Bad debts written off	52	-
Unrealised foreign exchange (Gain) / Loss	(541)	884
Expenses on share based payments	387	262
(Gain) / Loss on fair valuation and sale of mutual funds	(130)	(303)
(Gain) / Loss on sale of property, plant and equipment and investment property (net)	(18)	(130)
(Gain) / Loss on modification of Leases	4	-
Provision / (reversal) of impairment on financial assets	235	(9)
Interest income	(271)	(263)
Dividend income	(1,064)	(2,715)
Income from licensing of property	(2,551)	(2,768)
Provisions no longer required written back	(148)	(69)
Fair value changes in derivative financial instruments	188	(270)
Finance cost	2,676	1,860
	6,753	2,525
Operating profit / (loss) before working capital changes	44,526	22,516
<i>Changes in working capital:</i>		
(Increase) / Decrease in inventories	(4,795)	983
(Increase) / Decrease in trade receivables	(7,102)	8,776
(Increase) / Decrease in other financial assets	(33)	(225)
(Increase) / Decrease in other non-financial assets	(1,142)	(2,090)
Increase / (Decrease) in other financial liabilities	1,518	(265)
Increase / (Decrease) in trade payables	(133)	(6,748)
Increase / (Decrease) in other non-financial liabilities	2,098	(805)
Increase / (Decrease) in provisions	182	107
	(9,407)	(267)
Cash generated from operations	35,119	22,249
Net income tax (paid) / refunds	(9,521)	(3,711)
Net cash flow from / (used in) operating activities	25,598	18,538
B. Cash flow from investing activities		
Purchase of property, plant and equipment (including capital work in progress)	(22,055)	(32,232)
Expenses on Real estate project under development	(1,497)	(1,565)
Proceeds from sale of property, plant and equipment	71	304
Maturity proceeds of / (investments in) fixed deposits	(1,365)	1,934
Acquisition of Wholly Owned Subsidiary	(2)	-
Proceeds from sale of mutual funds	1,740	-
Investment in equity instruments	-	(69)
Interest income	259	312
Dividend income	1,064	2,715
Security deposits received/(paid)	11	(20)
Income from licensing of properties	2,410	2,653
Purchase of investment properties	-	(27)
Sale of investment property	-	231
Net cash flow from / (used in) investing activities	(19,364)	(25,764)
C. Cash flow from financing activities		
Other borrowing costs	(35)	(21)
Interest paid	(2,479)	(1,706)
Proceeds from long term borrowings (net)	(2,148)	17,524
Proceeds / (Repayment) from short term borrowings	200	912
Increase / (Decrease) on issue of equity shares	270	93
Payment of Lease liabilities	(35)	(53)
Dividend paid (including tax on distribution profits)	(1,365)	(5,983)
Net cash flow from / (used in) financing activities	(5,592)	10,766
Net increase / (decrease) in cash and cash equivalents (A+B+C)	642	3,540
Cash and cash equivalents at the beginning of the year	3,839	299
Cash and cash equivalents at the end of the year (Refer Note No. 6)	4,481	3,839

Notes:

- The above cash-flow statement has been prepared under the indirect method set out in Indian Accounting Standard (IND AS) -7, 'Statement of Cash Flow' as specified in the Companies (Indian Accounting Standards) Rules, 2015.
- Direct Tax paid is treated as arising from operating activities and are not bifurcated between investment and financing activities.
- All figures in brackets indicate outflow.

As per our attached report of even date

For G. D. Apte & Co.

Chartered Accountants

Firm Registration Number: 100515W

Umesh S. Abhyankar

Partner

Membership Number: 113053

Pune: 15 May 2021

For and on behalf of the Board of Directors

Mahesh Chhabria

Managing Director

DIN 00166049

Ashwini Mali

Company Secretary

ACS 19944

Aditi Chirmule

Executive Director

DIN 01138984

Umesh Shastry

Chief Financial Officer

ACA 043136

Pune: 15 May 2021



NOTES TO AND FORMING PART OF THE CONSOLIDATED FINANCIAL STATEMENTS AS AT AND FOR THE YEAR ENDED 31 MARCH 2021
(Amounts in Indian Rupees lakhs, unless otherwise stated)**NOTE 1 :
CORPORATE INFORMATION**

Kirloskar Industries Limited (“the Company” / “Holding Company”) is a public company incorporated under the provisions of the Companies Act, 1956. Its shares are listed on two stock exchanges in India, namely the BSE Limited and the National Stock Exchange of India Limited.

The Consolidated Financial Statements comprise the Financial Statements of the Company and its subsidiaries (together referred to as “the Group”). The Group is engaged in wind-power generation, manufacturing of iron castings and real estate development.

The Consolidated Financial Statements of the Group for the year ended 31 March 2021, were authorised for issue by the Board of Directors on 15 May 2021.

**NOTE 2 :
BASIS OF PREPARATION**

The Consolidated Financial Statements of the Group have been prepared in accordance with Indian Accounting Standards (“Ind AS”) notified under Section 133 of the Companies Act, 2013, (“the Act”) [Companies (Indian Accounting Standards) Rules, 2015], as amended and other relevant provisions of the Act.

The Group has consistently applied accounting policies while preparing these Consolidated Financial Statements.

The Consolidated Financial Statements have been prepared on a historical cost basis, except for the following items, which are measured on an alternative basis on each reporting date.

Items	Measurement basis
Investment in equity instruments	Fair value
Investment in mutual funds and derivative instruments	Fair value
Share-based payment	Fair value
Defined benefit liability / (assets)	Fair value of plan assets less present value of defined benefit obligation

Changes in ownership interests

The Group treats transactions with non-controlling interests that do not result in loss of control as transactions with equity owners of the Group. A change in the ownership interest results in an adjustment between the carrying amounts of the controlling and non-controlling interests to reflect their relative interests in the subsidiaries. Any difference between the amount of the adjustment to non-controlling interests and any consideration paid or received is recognised within equity.

Functional and presentation currency

The items included in the Financial Statements of the Group are measured using the currency of the primary economic environment in which the group operates (“the functional currency”). The Consolidated Financial Statements are presented in Indian rupee (₹) rounded off to nearest lakhs (unless otherwise stated), which is the Group’s functional and presentation currency.

NOTES TO AND FORMING PART OF THE CONSOLIDATED FINANCIAL STATEMENTS AS AT AND FOR THE YEAR ENDED 31 MARCH 2021
(Amounts in Indian Rupees lakhs, unless otherwise stated)

**NOTE 3:
SIGNIFICANT ACCOUNT JUDGEMENTS, ESTIMATES AND ASSUMPTIONS**

The preparation of the Consolidated Financial Statements requires management to make judgements, estimates and assumptions that affect the reported amounts of revenues, expenses, assets and liabilities, and the accompanying disclosures, including the disclosure of contingent liabilities. Uncertainty about these assumptions and estimates could result in outcomes that require a material adjustment to the carrying amount of assets or liabilities affected in future periods.

i. Judgements

In the process of applying the Group's accounting policies, management has made the following judgements, which have the most significant effect on the amounts recognised in the Financial Statements:

Contingent liability

The Group has received various orders and notices from different Government authorities and tax authorities in respect of direct taxes and indirect taxes. The outcome of these matters may have a material effect on the financial position, results of operations or cash flows. Management regularly analyses current information about these matters and discloses the information relating to contingent liability. In making the decision regarding the need for creating loss provision, management considers the degree of probability of an unfavourable outcome and the ability to make a sufficiently reliable estimate of the amount of loss. The filing of a suit or formal assertion of a claim against the Group or the disclosure of any such suit or assertions, does not automatically indicate that a provision of a loss may be appropriate.

ii. Estimates and assumptions

The key assumptions concerning the future and other key sources of estimation uncertainty at the reporting date, that have a significant risk of causing a material adjustment to the carrying amounts of assets and liabilities within the next financial year, are described below. The Group based its assumptions and estimates on parameters available when the Financial Statements were prepared. Existing circumstances and assumptions about future developments, however, may change due to market changes or circumstances arising that are beyond the control of the Group. Such changes are reflected in the assumptions when they occur.

Fair value of financial instruments

The fair value of financial instruments is the price that would be received to sell an asset or paid to transfer a liability in an orderly transaction in the principal (or most advantageous) market at the measurement date under current market conditions, (i.e., an exit price) regardless of whether that price is directly observable or estimated using another valuation technique. When the fair values of financial assets and financial liabilities recorded in the Balance Sheet cannot be derived from active markets, they are determined using a variety of valuation techniques that include the use of valuation models. The inputs to these models are taken from observable markets where possible, but where this is not feasible, estimation is required in establishing fair values. For further details about determination of fair value refer Note No. 4 (c) and Note No. 52.

Impairment of non-financial assets

Impairment exists when the carrying value of an asset or Cash Generating Unit (CGU) exceeds its recoverable amount, which is the higher of its fair value less costs of disposal and its value in use. The fair value less costs of disposal calculation is based on available data from binding sales transactions, conducted at arm's length, for similar assets or observable market prices less incremental costs for disposing of the asset. The value in use calculation is based on a Discounted Cash Flow (DCF) model.

NOTES TO AND FORMING PART OF THE CONSOLIDATED FINANCIAL STATEMENTS AS AT AND FOR THE YEAR ENDED 31 MARCH 2021
(Amounts in Indian Rupees lakhs, unless otherwise stated)

The cash flows are derived from the budget for the next five years and do not include restructuring activities that the Group is not yet committed to or significant future investments that will enhance the asset's performance of the CGU being tested. The recoverable amount is sensitive to the discount rate used for the DCF model as well as the expected future cash-inflows and the growth rate used for extrapolation purposes.

Site restoration and decommissioning obligation

A provision is recognised when the Group has a present obligation as a result of past event; it is probable that an outflow of resources embodying economic benefits will be required to settle the obligation, and a reliable estimate can be made of the amount of the obligation. The Group estimates the liability for decommission and restoration obligation using the best estimates available at each reporting date.

Defined benefit plans

The cost of the defined benefit gratuity plan and other post-employment benefits and the present value of the gratuity obligation are determined using actuarial valuations. An actuarial valuation involves making various assumptions that may differ from actual developments in the future. These include the determination of the discount rate, future salary increases and mortality rates. Due to the complexities involved in the valuation and its long-term nature, a defined benefit obligation is highly sensitive to changes in these assumptions. All assumptions are reviewed at each reporting date.

The parameter most subject to change is the discount rate. In determining the appropriate discount rate for plans operated in India, the management considers the interest rates of government bonds.

The mortality rate is based on publicly available mortality tables. Those mortality tables tend to change only at intervals in response to demographic changes. Future salary increases and gratuity increases are based on expected future inflation rates.

Deferred tax

Deferred tax assets are recognised for all the deductible temporary differences including carry forward of unused tax credits and any unused tax losses. Deferred tax assets are recognised to the extent that it is probable that taxable profit will be available against which the deductible temporary differences, and the carry forward of unused tax credits and unused losses can be utilised.

Share-based payments

Estimating fair value for share-based payment transactions requires determination of the most appropriate valuation model, which is dependent on the terms and conditions of the grant. This estimate also requires determination of the most appropriate inputs to the valuation model including the expected life of the share option, volatility and dividend yield and making assumptions about them.

Estimation and underlying assumptions are reviewed on an ongoing basis. Revisions to estimates are recognised prospectively.

NOTES TO AND FORMING PART OF THE CONSOLIDATED FINANCIAL STATEMENTS AS AT AND FOR THE YEAR ENDED 31 MARCH 2021
(Amounts in Indian Rupees lakhs, unless otherwise stated)

NOTE 4 :
SUMMARY OF SIGNIFICANT ACCOUNTING POLICIES

The following are the significant accounting policies applied by the Group in preparing its Consolidated Financial Statements:

a) Basis of consolidation

The Consolidated Financial Statements comprise the Financial Statements of the Company and its subsidiaries as at 31 March 2021. Control is achieved when the Group is exposed, or has rights, to variable returns from its involvement with the investee and has the ability to affect those returns through its power over the investee. Specifically, the Group controls an investee if and only if the Group has:

- Power over the investee, (i.e., existing rights that give it the current ability to direct the relevant activities of the investee);
- Exposure, or rights, to variable returns from its involvement with the investee; and
- The ability to use its power over the investee to affect its returns.

Consolidated Financial Statements are prepared using uniform accounting policies for like transactions and other events in similar circumstances. If a member of the Group uses accounting policies other than those adopted in the Consolidated Financial Statements for like transactions and events in similar circumstances, appropriate adjustments are made to subsidiaries Financial Statements in preparing the Consolidated Financial Statements to ensure conformity with the Group's accounting policies.

The Financial Statements of the subsidiaries used for the purpose of consolidation are drawn up to same reporting date as that of the Holding Company, i.e., year ended on March 31.

In preparing the Consolidated Financial Statements, the Group has used the following key consolidation procedures:

- a) Combine like items of assets, liabilities, equity, income, expenses and cash flows of the Holding Company with those of its subsidiaries. For this purpose, income and expenses of the subsidiaries are based on the amounts of assets and liabilities recognised in the Consolidated Financial Statements at the acquisition date.
- b) Offset (eliminate) the carrying amount of the Holding Company's investment in the subsidiaries and the Holding Company's portion of equity of the subsidiaries.
- c) Eliminate in full intragroup assets and liabilities, equity, income, expenses and cash flows relating to transactions between entities of the Group. Profits or losses resulting from intragroup transactions that are recognised in assets, such as inventory and property, plant and equipment, are eliminated in full. However, intragroup losses may indicate an impairment that requires recognition in the Consolidated Financial Statements. Ind AS 12 – Income Taxes applies to temporary differences that arise from the elimination of profits and losses resulting from intragroup transactions.

Name of the Company	Country of incorporation	Parent's ultimate holding as on 31.03.2021	Reporting date	Status
Kirloskar Ferrous Industries Limited	India	51.06%	31.03.2021	Subsidiary
Wellness Space Developers Limited	India	100%	31.03.2021	Wholly Owned Subsidiary

NOTES TO AND FORMING PART OF THE CONSOLIDATED FINANCIAL STATEMENTS AS AT AND FOR THE YEAR ENDED 31 MARCH 2021
(Amounts in Indian Rupees lakhs, unless otherwise stated)**b) Foreign currency transactions and balances**

Transactions on foreign currency are recorded at exchange rates prevailing at the date of transactions. Exchange differences arising on foreign exchange transaction settled during the year are recognised in the Statement of Profit and Loss of the year.

Monetary assets and liabilities denominated in foreign currencies which are outstanding, as at the reporting period are translated at the closing exchange rate and the resultant exchange differences and recognised in the Statement of Profit and Loss.

Non-monetary assets and liabilities denominated in foreign currencies that are measured in terms of historical cost are translated using the exchange rate at the date of the transaction.

c) Fair value measurement

The Group measures financial instruments such as investments in equity shares, mutual funds, etc. at fair value at each reporting date.

Fair value is the price that would be received to sell an asset or paid to transfer a liability in an orderly transaction between market participants at the measurement date. The fair value measurement is based on the presumption that the transaction to sell the asset or transfer the liability takes place either:

- In the principal market for the asset or liability, or
- In the absence of a principal market, in the most advantageous market for the asset or liability.

The principal or the most advantageous market must be accessible by the Group.

The fair value of an asset or a liability is measured using the assumptions that market participants would use when pricing the asset or liability, assuming that market participants act in their economic best interest.

A fair value measurement of a non-financial asset considers a market participant's ability to generate economic benefits by using the asset in its highest and best use or by selling it to another market participant that would use the asset in its highest and best use.

The Group uses valuation techniques that are appropriate in the circumstances and for which sufficient information is available to measure fair value, maximising the use of relevant observable inputs and minimising the use of unobservable inputs.

All assets and liabilities for which fair value is measured or disclosed in the Consolidated Financial Statements are categorised within the fair value hierarchy, described as follows, based on the lowest level input that is significant to the fair value measurement as a whole:

- Level 1 - Quoted (unadjusted) market prices in active markets for identical assets or liabilities;
- Level 2 - Valuation techniques for which the lowest level input that is significant to the fair value measurement is directly or indirectly observable;
- Level 3 - Valuation techniques for which the lowest level input that is significant to the fair value measurement is unobservable.

For assets and liabilities that are recognised in the Consolidated Financial Statements on a recurring basis, the Group determines whether transfers have occurred between levels in the hierarchy by re-assessing categorisation (based on the lowest level input that is significant to the fair value measurement as a whole) at the end of each reporting period.

NOTES TO AND FORMING PART OF THE CONSOLIDATED FINANCIAL STATEMENTS AS AT AND FOR THE YEAR ENDED 31 MARCH 2021
(Amounts in Indian Rupees lakhs, unless otherwise stated)

For the purpose of fair value disclosures, the Group has determined classes of assets and liabilities on the basis of the nature, characteristics and risks of the asset or liability and the level of the fair value hierarchy, as explained above.

This note summarises accounting policy for fair value. Other fair value related disclosures are given in the relevant notes.

- Quantitative disclosures of fair value measurement hierarchy (Refer Note. No. 52)
- Financial instruments (including those carried at amortised cost) (Refer Note. No. 53)

d) Property, plant and equipment

Freehold land is carried at historical cost. All other items of property, plant and equipment are stated at historical cost net of accumulated depreciation and impairment losses, if any.

The cost comprises of the purchase price and directly attributable costs of bringing the asset to its working condition for the intended use. It also includes the initial estimate of the costs of dismantling, removing the item and restoring the site on which it is located, where the Group has such contractual obligation. Any trade discounts and rebates are deducted in arriving at the purchase price. Each part of item of property, plant and equipment with a cost that is significant in relation to the total cost of the item is depreciated separately. Subsequent costs are included in the asset's carrying amount or recognised as a separate asset, as appropriate, only when it is probable that future economic benefits associated with the item will flow to the Group and the cost of the item can be measured reliably.

Capital work-in-progress comprises of the cost of property, plant and equipment that are not yet ready for their intended use as at the Balance Sheet date.

Borrowing costs attributable to construction or acquisition of a qualifying asset for the period upto the date, the asset is ready for its intended use are included in the cost of the asset to which they relate.

Advances paid towards the acquisition of property, plant and equipment outstanding at each reporting date are disclosed under 'Other non-financial assets.'

The cost of replacing a part of an item of property, plant and equipment is recognised in the carrying amount of the item if it is probable that the future economic benefits embodied within the part will flow to the Group and its cost can be measured reliably. The carrying amount of the replaced part is derecognised. The costs of the day to day servicing of the property, plant and equipment are recognised in the Statement of Profit and Loss as incurred.

NOTES TO AND FORMING PART OF THE CONSOLIDATED FINANCIAL STATEMENTS AS AT AND FOR THE YEAR ENDED 31 MARCH 2021
(Amounts in Indian Rupees lakhs, unless otherwise stated)**Depreciation and Amortisation**

- (i) The Group has provided for depreciation using the straight-line method, based on the useful lives specified in Schedule II Part C to the Companies Act, 2013, except in case of the following assets:

Type of assets	Useful lives considered	Useful life as per Schedule II to the Companies Act, 2013	Justification for Deviation
Plant and Equipment's:			
a) Turbo Generator	20 years	40 years	Based on past history of usage and supported by Technical Evaluation Report
b) Plant and Equipment under Lease	5 Years	15 years	
c) Machinery Spares	2 to 10 years	15 years (general rate)	Based on past history of usage and supported by Technical Evaluation Report
d) Patterns	8 years	15 years (general rate)	
Office Equipments:			
Equipment installed at employee's residence	3 Years	5 years	As per the terms of Group's policy
Vehicles	5 years	6 to 8 years	As per the terms of Group's policy
Windmills	20 years	22 years	Technical Evaluation Report

- (ii) Freehold land is not depreciated.
- (iii) Dismantling and restoration costs of Windmills are depreciated over remaining useful life of the windmill.
- (iv) Leasehold improvements are amortised under straight line method over the lower of lease term and the useful life of such assets subject to maximum of 60 months.
- (v) All items of property, plant and equipment individually costing ₹ 5,000 or less are fully depreciated in the year of installation.
- (vi) Depreciation is recognised in the Statement of Profit and Loss from the month in which the asset is acquired while the depreciation on assets sold during the year is recognised in the Statement of Profit and Loss till the month prior to the month in which the asset is sold.

Disposals / derecognition

An item of property, plant and equipment is derecognised upon disposal or when no future economic benefits are expected from its use or disposal. Any gain or loss arising on derecognition of the asset (calculated as the difference between the net disposal proceeds and the carrying amount of the asset) is included in the Statement of Profit and Loss when the asset is derecognised.

The residual values, useful lives and methods of depreciation of property, plant and equipment are reviewed at each financial year end and adjusted prospectively, if appropriate.

NOTES TO AND FORMING PART OF THE CONSOLIDATED FINANCIAL STATEMENTS AS AT AND FOR THE YEAR ENDED 31 MARCH 2021
(Amounts in Indian Rupees lakhs, unless otherwise stated)

e) Intangible assets

Intangible assets are recognised when it is probable that the future economic benefits that are attributable to the assets will flow to the Group and the cost of the asset can be measured reliably.

Intangible assets acquired separately are measured on initial recognition at cost. Following initial recognition, Intangible assets are carried at cost comprising of the consideration paid for acquisition less accumulated amortisation and accumulated impairment losses, if any. Internally generated intangible assets, excluding capitalised development costs, are not capitalised and the expenditure is recognised in the Statement of Profit and Loss in the period in which the expenditure is incurred.

The useful lives of intangible assets are assessed as either finite or indefinite.

Intangible assets with finite useful lives, i.e., softwares are amortised on a straight-line basis over the period of expected future benefits, i.e., over their estimated useful lives of five to six years. Intangible assets not yet available for use are tested for impairment at least annually and whenever there is an indication that the asset may be impaired.

The amortisation period and the amortisation method for an intangible asset with a finite useful life are reviewed at least at the end of each reporting period. Changes in the expected useful life or the expected pattern of consumption of future economic benefits embodied in the asset is accounted for by changing the amortisation period or method, as appropriate, and are treated as changes in accounting estimates. The amortisation expense on intangible assets with finite lives is recognised in the Statement of Profit and Loss.

Gains or losses arising from derecognition of an intangible asset are measured as the difference between the net disposal proceeds and the carrying amount of the asset and are recognised in the Statement of Profit and Loss when the asset is derecognised.

f) Borrowing costs

Borrowing costs consist of interest and other costs that the Group incurs in connection with the borrowing of funds. Borrowing costs also includes exchange differences arising from foreign currency borrowings to the extent they are regarded as an adjustment to the interest cost. Borrowing costs that are not directly attributable to the acquisition, construction or production of a qualifying asset, are expensed in the period in which they are incurred.

g) Revenue recognition

Revenue is recognised upon transfer of control of promised products or services to customers in an amount that reflects the consideration the Group expects to receive in exchange for those products or services.

- (i) Income from power generation is recognized on supply of power to the grid and recognised in accordance with the terms and conditions of the contract with the Open Access Consumer.

The unutilised units by the Open Access Consumer are initially recognised at a rate which is estimated on the basis of latest available rates as per MSEDCL circulars / orders. The same are subsequently billed upon determination of the billable rate / units after verification by MSEDCL in accordance with the rules and regulations. The difference between the initial accrual and final billing is adjusted with the revenue of the year in which the billing is done.

- (ii) Income from the sale of Renewable Energy Certificates (RECs) is recognised on an accrual basis at the time when the contract to sale is entered.

NOTES TO AND FORMING PART OF THE CONSOLIDATED FINANCIAL STATEMENTS AS AT AND FOR THE YEAR ENDED 31 MARCH 2021

(Amounts in Indian Rupees lakhs, unless otherwise stated)

- (iii) Sales of iron castings is recognised when substantial control of the products has been transferred to the customer, being when the products are delivered to the customer or its authorised representative and there is no unfulfilled obligation that could affect the customer's acceptance of the products. Revenue from these sales is recognised based on the price specified in the sales order, net of the estimated discounts, rebates, returns and goods and service tax. The Company's obligation to provide a refund for defects in the products is recognised as a provision. A receivable is recognised when the goods are delivered as this is the point in time that the consideration is unconditional because only the passage of time is required before the payment is due.

The Group does not have any payment terms exceeding one year for any contract. Accordingly, the Group does not adjust any of the transaction prices of the time value of money.

- (iv) Dividend is recognised as income when right to receive it is established.
- (v) Interest on fixed deposits with banks, debentures, bonds, etc., is recognised on a time proportion basis taking into account the amount outstanding and rate applicable. In case of significant uncertainty of receiving interest, the same is not recognised though accrued and is recognised only when received.

Interest income from debt instruments is recognised using Effective Interest Rate method (EIR). EIR is the rate that exactly discounts the estimated future cash payments or receipts over the expected life of the financial instruments or a shorter period, where appropriate, to the gross carrying amount of the financial asset or to the amortised cost of a financial liability.

- (vi) Profit / Loss of the sale / redemption of investments is dealt with at the time of actual sale / redemption.

h) Expenditure on Corporate Social Responsibility (CSR) activities

The expenditure on CSR activities is recognised in the Statement of Profit and Loss upon utilisation by the trust / NGO to which the funding is made by the Group. The expenditure on CSR activities conducted by the Group is recognised in the Statement of Profit and Loss, on an accrual basis as and when the activities are undertaken.

i) Income taxes**Current income tax**

Current income tax assets and liabilities are measured at the amount expected to be recovered from or paid to the taxation authorities. The tax rates and tax laws used to compute the amount are those that are enacted or substantively enacted at the reporting date.

Current income tax relating to items recognised outside profit or loss is recognised outside profit or loss (either in OCI or in equity). Current tax items are recognised in correlation to the underlying transaction either in OCI or directly in equity. Management periodically evaluates positions taken in the tax returns with respect to situations in which applicable tax regulations are subject to interpretation and establishes provisions where appropriate.

Deferred tax

Deferred tax is recognised in respect of temporary differences between the tax bases of assets and liabilities and their carrying amounts for financial reporting purposes at the reporting date. Deferred tax is also recognised in respect of carried forward tax losses and tax credits.

NOTES TO AND FORMING PART OF THE CONSOLIDATED FINANCIAL STATEMENTS AS AT AND FOR THE YEAR ENDED 31 MARCH 2021
(Amounts in Indian Rupees lakhs, unless otherwise stated)

Deferred tax liabilities are recognised for all taxable temporary differences, except:

- When the deferred tax liability arises from the initial recognition of goodwill or an asset or liability in a transaction that is not a business combination and, at the time of the transaction, affects neither the accounting profit nor taxable profit or loss.

Deferred tax assets are recognised for all deductible temporary differences, the carry forward of unused tax credits and any unused tax losses. Deferred tax assets are recognised to the extent that it is probable that taxable profit will be available against which the deductible temporary differences, and the carry forward of unused tax credits and unused tax losses can be utilised except:

- When the deferred tax asset relating to the deductible temporary difference arises from the initial recognition of an asset or liability in a transaction that is not a business combination and, at the time of the transaction, affects neither the accounting profit nor taxable profit or loss.

The carrying amount of deferred tax assets is reviewed at each reporting date and reduced to the extent that it is no longer probable that sufficient taxable profit will be available to allow all or part of the deferred tax asset to be utilised. Unrecognised deferred tax assets are re-assessed at each reporting date and are recognised to the extent that it has become probable that future taxable profits will allow the deferred tax asset to be recovered.

Deferred tax assets and liabilities are measured at the tax rates that are expected to apply in the year when the asset is realised or the liability is settled, based on tax rates (and tax laws) that have been enacted or substantively enacted at the reporting date. Deferred tax relating to items recognised outside profit or loss is recognised outside profit or loss (either in other comprehensive income or in equity). Deferred tax items are recognised in correlation to the underlying transaction either in OCI or directly in equity.

Deferred tax assets and deferred tax liabilities are offset if a legally enforceable right exists to set off current tax assets against current tax liabilities and the deferred taxes relate to the same taxable Company and the same taxation authority.

j) Investment property

Investment in land and / or buildings that are not intended to be occupied substantially for use by or in the operations of the Group are classified as investment property.

Investment property is initially measured at cost, including related transaction costs. The cost of investment property includes its purchase price and directly attributable expenditure, if any. Subsequent expenditure is capitalised to the asset's carrying amount only when it is probable that future economic benefits associated with expenditure will flow to the Group and the cost of the item can be measured reliably. All other repairs and maintenance costs are expensed when incurred.

Subsequent to the initial recognition, investment property is stated at cost less accumulated depreciation and accumulated impairment loss, if any. Depreciation on investment property has been provided in a manner that amortise the cost of the assets over their estimated useful lives on straight line method as per the useful life prescribed under Schedule II of the Act.

Investment property in the form of land is not depreciated.

Investment property is derecognised either when it is disposed off or permanently withdrawn from use and no future economic benefit is expected from its disposal. The difference between the net disposal proceeds and the carrying amount of the asset is recognised in the Statement of Profit and Loss in the period of derecognition.

NOTES TO AND FORMING PART OF THE CONSOLIDATED FINANCIAL STATEMENTS AS AT AND FOR THE YEAR ENDED 31 MARCH 2021
(Amounts in Indian Rupees lakhs, unless otherwise stated)**k) Goodwill on Consolidation and Capital Reserve**

Goodwill on consolidation represents the excess of cost of acquisition at the time of making the investment in the subsidiary over the Group's share in the net worth of a subsidiary. For this purpose, the Group's share of net worth is determined on the basis of the latest Financial Statements, prior to the acquisition, after making necessary adjustments for material events between the date of such Financial Statements and the date of respective acquisition. Capital reserve on consolidation represents excess of the Group's share in the net worth of a subsidiary over the cost of acquisition at each point of time of making the investment in the subsidiary.

Goodwill arising on consolidation is not amortised. However, it is tested for impairment annually. In the event of cessation of operations of a subsidiary, the unimpaired goodwill is written off fully.

l) Leases**Group as lessee**

The Group's lease asset classes primarily consist of leases for land and buildings. The Group, at the inception of a contract, assesses whether the contract is a lease or otherwise. A contract is, or contains, a lease if the contract conveys the right to control the use of an identified asset for a time in exchange for a consideration. This policy has been applied to contracts existing and entered into on or after April 1, 2019.

The Group recognises a right-of-use asset and a lease liability at the lease commencement date.

The right-of-use asset is initially measured at cost, which comprises the initial amount of the lease liability adjusted for any lease payments made at or before the commencement date, plus any initial direct costs incurred and an estimate of costs to dismantle and remove the underlying asset or to restore the underlying asset or the site on which it is located, less any lease incentives received. The right-of-use asset is subsequently depreciated using the straight-line method from the commencement date to the end of the lease term. Such depreciation is recognised in the Statement of Profit and Loss except to the extent that it can be allocated to any property, plant and equipment.

The lease liability is initially measured at the present value of the lease payments that are not paid at the commencement date, discounted using the Company's incremental borrowing rate. After the commencement date, the lease liability is adjusted by increasing the carrying amount to reflect interest on the lease liability; reducing the carrying amount to reflect the lease payments made; and re-measuring the carrying amount to reflect any reassessment or lease modifications. The lease liability is also re-measured when there is a change in future lease payments arising from a change in an index or rate, if there is a change in the Group's estimate of the amount expected to be payable under a residual value guarantee, or if the Group changes its assessment of whether it will exercise a purchase, extension or termination option. When the lease liability is re-measured in this way, a corresponding adjustment is made to the carrying amount of the right-of-use asset, or is recorded in profit or loss if the carrying amount of the right-of-use asset has been reduced to zero. The interest on the lease liability is recognised in the Statement of Profit and Loss except to the extent that it can be allocated to any property, plant and equipment.

The Group has elected not to recognise right-of-use assets and lease liabilities for short-term leases that have a lease term of 12 months or less and leases of low-value assets (assets of less than ₹ 5,000 in value). The Group recognises the lease payments associated with these leases as an expense over the lease term.

NOTES TO AND FORMING PART OF THE CONSOLIDATED FINANCIAL STATEMENTS AS AT AND FOR THE YEAR ENDED 31 MARCH 2021
(Amounts in Indian Rupees lakhs, unless otherwise stated)

Group as lessor

Leases in which the Group does not transfer substantially all the risks and rewards of ownership of an asset are classified as operating leases. Rental income from operating lease is recognised on a straight-line basis over the term of the relevant lease unless the payments to the lessor are structured to increase in line with expected general inflation to compensate for the lessor's expected inflationary cost increases or another systematic basis is available. Initial direct costs incurred in negotiating and arranging an operating lease are added to the carrying amount of the leased asset and recognised over the lease term on the same basis as rental income. Contingent rents are recognised as revenue in the period in which they are earned.

Leases are classified as finance leases when substantially all of the risks and rewards of ownership transfer from the Group to the lessee. Amounts due from lessees under finance leases are recorded as receivables at the Group's net investment in the leases. Finance lease income is allocated to accounting periods to reflect a constant periodic rate of return on the net investment outstanding in respect of the lease.

m) Inventories

- Raw materials are valued at lower of cost and net realisable value. Cost of raw material is determined on a weighted average basis.
- Work in process is valued at cost. Finished goods other than by-products are valued at lower of cost and net realisable value. Cost includes cost of raw material, conversion cost and other cost incurred in bringing the inventories to their present location and condition. Cost is arrived at by absorption cost method.
- By-products are valued at net realisable value.
- Renewable Energy Certificates (RECs) are recognised upon application for certification to the respective authorities till such units are sold and valued at lower of cost and net realisable value. Cost comprises of costs incurred for certification of RECs. Net realisable value of RECs is the estimated selling price in the ordinary course of business.
- Necessary provisions are made for obsolete and non-moving inventories as per the policy framed by the management and the value of inventory is net of such provision.
- Net realisable value is the estimated selling price in the ordinary course of business, less estimated costs of completion and costs necessary to make the sale.

n) Impairment of non-financial assets

The Group assesses at each reporting date whether there is an indication that an asset may be impaired. If any indication exists, or when annual impairment testing for an asset is required, the Group estimates the asset's recoverable amount. An asset's recoverable amount is the higher of an asset's or Cash Generating Unit's (CGU) fair value less costs to sell and its value in use. It is determined for an individual asset, unless the asset does not generate cash inflows that are largely independent of those from other assets of the Group. When the carrying amount of an asset or CGU exceeds its recoverable amount, the asset is considered impaired and is written down to its recoverable amount.

In assessing value in use, the estimated future cash flows are discounted to their present value using a pre-tax discount rate that reflects current market assessments of the time value of money and the risks specific to the asset. In determining fair value less costs to sell, recent market transactions are considered, if available. If no such transactions can be identified, an appropriate valuation model is used. These calculations are corroborated by valuation multiples, quoted share prices for publicly traded subsidiaries or other available fair value indicators.

NOTES TO AND FORMING PART OF THE CONSOLIDATED FINANCIAL STATEMENTS AS AT AND FOR THE YEAR ENDED 31 MARCH 2021
(Amounts in Indian Rupees lakhs, unless otherwise stated)

Impairment losses, including impairment on inventories, are recognised in the Statement of Profit and Loss in those expense categories consistent with the function of the impaired asset.

For assets excluding goodwill, an assessment is made at each reporting date as to whether there is any indication that previously recognised impairment losses may no longer exist or may have decreased. If such indication exists, the Group estimates the asset's or CGU's recoverable amount. A previously recognised impairment loss is reversed only if there has been a change in the assumptions used to determine the asset's recoverable amount since the last impairment loss was recognised. The reversal is limited so that the carrying amount of the asset does not exceed its recoverable amount, nor exceed the carrying amount that would have been determined, net of depreciation, had no impairment loss been recognised for the asset in prior years. Such reversal is recognised in the Statement of Profit and Loss.

As impairment loss in respect of goodwill is not reversed. For other assets, an impairment loss is reversed only to the extent that the asset's carrying amount does not exceed the carrying amount that would have been determined, net of depreciation or amortisation, if no impairment loss had been recognised.

o) Provisions

A provision is recognised when the Group has a present obligation as a result of past event; it is probable that an outflow of resources embodying economic benefits will be required to settle the obligation, and a reliable estimate can be made of the amount of the obligation.

When the Group expects some or all of a provision to be reimbursed, for example, under an insurance contract, the reimbursement is recognised as a separate asset, but only when the reimbursement is virtually certain. The expense relating to a provision is presented in the Statement of Profit and Loss net of any reimbursement.

If the effect of the time value of money is material, provisions are discounted using a current pre-tax rate that reflects, when appropriate, the risks specific to the liability. When discounting is used, the increase in the provision due to the passage of time is recognised as a finance cost.

p) Contingent liabilities

A contingent liability is a possible obligation that arises from past events whose existence will be confirmed by the occurrence or non-occurrence of one or more uncertain future events beyond the control of the Group or a present obligation that is not recognised because it is not probable that an outflow of resources will be required to settle the obligation. A contingent liability also arises in extremely rare cases where there is a liability that cannot be recognised because it cannot be measured reliably. The Group does not recognise a contingent liability but discloses its existence in the Consolidated Financial Statements.

Contingent assets are not recognised in Financial Statements. However, contingent assets are disclosed where inflow of economic benefits are probable.

q) Capital Commitments

Commitments are future liabilities for contractual expenditure, classified and disclosed as follows:

- (i) Estimated amount of contracts remaining to be executed on capital account and not provided for; and
- (ii) Other non-cancellable commitments, if any, to the extent they are considered material and relevant in the opinion of management.

NOTES TO AND FORMING PART OF THE CONSOLIDATED FINANCIAL STATEMENTS AS AT AND FOR THE YEAR ENDED 31 MARCH 2021
(Amounts in Indian Rupees lakhs, unless otherwise stated)

r) Retirement and other employee benefits

a) Short term employee benefits

The distinction between short term and long-term employee benefits is based on expected timing of settlement rather than the employee's entitlement benefits and is required for the purpose of measurement of the obligations. All employee benefits payable within twelve months of rendering the service are classified as short-term benefits. Such benefits include salaries, bonus, short term compensated absences, awards, etc. and are recognised in the period in which the employee renders the related service.

b) Other-employment benefits

(i) Defined contribution plan

The eligible employees of the Group are entitled to receive benefits under the Provident Fund and Superannuation Scheme, which are defined contribution plans. In case of Provident Fund, both the employee and the Group contribute monthly at a stipulated rate to the Government Provident Fund, while in case of Superannuation, the Group contributes to Life Insurance Corporation of India at a stipulated rate. The Group has no liability for future Provident Fund or Superannuation benefits other than its annual contributions which are recognised as an expense in the year on an accrual basis.

The Group recognises contribution payable as an expenditure, when an employee renders the related services. If the contribution payable to the scheme for services received before Balance Sheet date exceeds the contribution already paid, the deficit payable to the scheme is recognised as a liability after deducting the contribution already paid. If the contribution already paid exceeds the contribution due for services received before the Balance Sheet date, then the excess recognised as an asset to the extent that the pre-payment will lead to, for example, a reduction in future payment or cash refund.

(ii) Defined benefit plan

The Group operates a defined benefit plan for its employees, viz., gratuity. The present value of the obligation or asset under such defined benefit plans is determined based on the actuarial valuation using the Projected Unit Credit Method as at the date of the Balance sheet. The present value of the defined benefit obligation is determined by discounting the estimated future cash outflows by reference to market yields at the end of the reporting period on government bonds that have terms approximating to the terms of the related obligation.

In case of funded plans, the fair value of the plan's assets is reduced from the gross obligation under the defined benefit plans, to recognise the obligation on a net basis.

The net interest cost is calculated by applying the discount rate to the balance of the net defined benefit obligation. This cost is included in Finance Cost in the Statement of Profit and Loss.

Remeasurement gains and losses arising from experience adjustments and changes in actuarial assumptions are recognised in the period in which they occur, directly in other comprehensive income. They are included in retained earnings in the Statement of Changes in Equity.

Changes in the present value of the defined benefit obligation resulting from plan amendments or curtailments are recognised immediately in profit or loss as past service cost.

NOTES TO AND FORMING PART OF THE CONSOLIDATED FINANCIAL STATEMENTS AS AT AND FOR THE YEAR ENDED 31 MARCH 2021
(Amounts in Indian Rupees lakhs, unless otherwise stated)**(iii) Benefits for long term compensated absences**

The Group treats accumulated leave expected to be carried forward beyond twelve months, as long-term employee benefit for measurement purposes. Such long-term compensated absences are provided for based on the actuarial valuation using the Projected Unit Credit Method at the year end. Remeasurement gains and losses arising from experience adjustments and changes in actuarial assumptions are recognised in the period in which they occur, directly in Other Comprehensive Income. They are included in retained earnings in the Statement of Changes in Equity.

s) Share based payments

Eligible employees of the Group receive remuneration in the form of Share-Based Payments, whereby employees render services as consideration for equity instruments (equity-settled transactions).

The cost of equity-settled transactions is determined by the fair value at the date when the grant is made using an appropriate valuation model.

That cost is recognised, together with a corresponding increase in Share-Based Payment ("SBP") reserves in equity, over the period in which the performance and/or service conditions are fulfilled in employee benefits expense / vesting period. The cumulative expense recognised for equity-settled transactions at each reporting date until the vesting date reflects the extent to which the vesting period has expired and the Group's best estimate of the number of equity instruments that will ultimately vest. The Statement of Profit and Loss expense or credit for a period represents the movement in cumulative expense recognised as at the beginning and end of that period and is recognised in employee benefits expense.

No expense is recognised for awards that do not ultimately vest, except for equity-settled transactions for which vesting is conditional upon a market or non-vesting condition. These are treated as vesting irrespective of whether or not the market or non-vesting condition is satisfied, provided that all other performance and / or service conditions are satisfied.

When the terms of an equity-settled award are modified, the minimum expense recognised is the expense had the terms had not been modified, if the original terms of the award are met. An additional expense is recognised for any modification that increases the total fair value of the share-based payment transaction or is otherwise beneficial to the employee as measured at the date of modification.

The dilutive effect of outstanding options including options in the subsidiaries is reflected as additional share dilution in the computation of diluted earnings per share.

t) Financial instruments

A financial instrument is any contract that gives rise to a financial asset of one entity and a financial liability or equity instrument of another entity.

a) Financial assets***Initial recognition and measurement of financial assets***

All financial assets are recognised initially at fair value plus, in the case of financial assets not recorded at fair value through profit or loss, transaction costs that are attributable to the acquisition of the financial asset.

NOTES TO AND FORMING PART OF THE CONSOLIDATED FINANCIAL STATEMENTS AS AT AND FOR THE YEAR ENDED 31 MARCH 2021
(Amounts in Indian Rupees lakhs, unless otherwise stated)

Subsequent measurement

For purposes of subsequent measurement, financial assets are classified in the following categories:

- Debt instruments at amortised cost
- Debt instruments at Fair Value Through Profit or Loss (FVTPL)
- Equity instruments measured at Fair Value Through Other Comprehensive Income (FVTOCI)

Debt instruments at amortised cost

A 'debt instrument' is measured at the amortised cost if both the following conditions are met:

- The asset is held within a business model whose objective is to hold assets for collecting contractual cash flows, and
- Contractual terms of the asset give rise on specified dates to cash flows that are Solely Payments of Principal and Interest (SPPI) on the principal amount outstanding.

After initial measurement, such financial assets are subsequently measured at amortised cost using the Effective Interest Rate (EIR) method. Amortised cost is calculated by considering any discount or premium on acquisition and fees or costs that are an integral part of the EIR. Interest income from these financial assets is included in finance income using the effective interest rate method.

Equity investments

All equity investments in scope of Ind AS 109 are measured at fair value. Equity instruments which are held for trading are classified as at FVTPL. For all other equity instruments, the Group has made an irrevocable election to present subsequent changes in the fair value in the OCI. The Group makes such election on an instrument-by-instrument basis. The classification is made on initial recognition and is irrevocable.

If the Group decides to classify an equity instrument as at FVTOCI, then all fair value changes on the instrument, excluding dividends, are recognised in the OCI. There is no recycling of the amounts from OCI to Statement of Profit and Loss, even on sale of investment. However, the Group transfers the cumulative gain or loss within equity.

Equity instruments included within the FVTPL category are measured at fair value with all changes recognised in the Statement of Profit and Loss at each reporting date.

Dividends from such investments are recognised in profit or loss as other income when the Group's right to receive payments is established.

Derecognition

A financial asset (or, where applicable, a part of a financial asset or part of a group of similar financial assets) is primarily derecognised when:

- The rights to receive cash flows from the asset have expired, or
- The Group has transferred its rights to receive cash flows from the asset or has assumed an obligation to pay the received cash flows in full without material delay to a third party under a 'pass-through' arrangement; and either (a) the Group has transferred substantially all the risks and rewards of the asset, or (b) the Group has neither transferred nor retained substantially all the risks and rewards of the asset, but has transferred control of the asset.

NOTES TO AND FORMING PART OF THE CONSOLIDATED FINANCIAL STATEMENTS AS AT AND FOR THE YEAR ENDED 31 MARCH 2021
(Amounts in Indian Rupees lakhs, unless otherwise stated)

When the Group has transferred its rights to receive cash flows from an asset or has entered into a pass-through arrangement, it evaluates if and to what extent it has retained the risks and rewards of ownership. When it has neither transferred nor retained substantially all of the risks and rewards of the asset, nor transferred control of the asset, the Group continues to recognise the transferred asset to the extent of the Group's continuing involvement. In that case, the Group also recognises an associated liability. The transferred asset and the associated liability are measured on a basis that reflects the rights and obligations that the Group has retained.

Continuing involvement that takes the form of a guarantee over the transferred asset is measured at the lower of the original carrying amount of the asset and the maximum amount of consideration that the Group could be required to repay.

Impairment of financial assets

In accordance with Ind AS 109, the Group applies Expected Credit Loss (ECL) model for measurement and recognition of impairment loss on the following financial assets and credit risk exposure:

- Financial assets that are debt instruments, and are measured at amortised cost.
- Trade receivables or any contractual right to receive cash or another financial asset.

The Group follows 'simplified approach' for recognition of impairment loss allowance on trade receivables.

The application of simplified approach does not require the Group to track changes in credit risk. Rather, it recognises impairment loss allowance based on lifetime ECLs at each reporting date, right from its initial recognition.

For recognition of impairment loss on other financial assets and risk exposure, the Group determines that whether there has been a significant increase in the credit risk since initial recognition. If credit risk has not increased significantly, 12-month ECL is used to provide for impairment loss. However, if credit risk has increased significantly, lifetime ECL is used. If, in a subsequent period, credit quality of the instrument improves such that there is no longer a significant increase in credit risk since initial recognition, then the entity reverts to recognising impairment loss allowance based on 12-month ECL.

Lifetime ECL are the expected credit losses resulting from all possible default events over the expected life of a financial instrument. The 12-month ECL is a portion of the lifetime ECL which results from default events that are possible within 12 months after the reporting date.

ECL is the difference between all contractual cash flows that are due to the Group in accordance with the contract and all the cash flows that the entity expects to receive, (i.e., all cash shortfalls), discounted at the original EIR. When estimating the cash flows, an entity is required to consider:

- All contractual terms of the financial instrument over the expected life of the financial instrument. However, in rare cases when the expected life of the financial instrument cannot be estimated reliably, then the entity is required to use the remaining contractual term of the financial instrument.
- Cash flows from the sale of collateral held or other credit enhancements that are integral to the contractual terms.

As a practical expedient, the Group uses a provision matrix to determine impairment loss allowance on portfolio of its trade receivables. The provision matrix is based on its historically observed default rates over the expected life of the trade receivables and is adjusted for forward-looking estimates. At every reporting date, the historical observed default rates are updated and changes in the forward-looking estimates are analysed.

NOTES TO AND FORMING PART OF THE CONSOLIDATED FINANCIAL STATEMENTS AS AT AND FOR THE YEAR ENDED 31 MARCH 2021
(Amounts in Indian Rupees lakhs, unless otherwise stated)

ECL impairment loss allowance (or reversal) recognised during the period is recognised as income/ expense in the Statement of Profit and Loss. The Balance Sheet presentation for various financial instruments is described below:

- Financial assets measured as at amortised cost and contractual revenue receivables: ECL is presented as an allowance, i.e., as an integral part of the measurement of those assets in the Balance Sheet. The allowance reduces the net carrying amount. Until the asset meets write-off criteria, the Group does not reduce impairment allowance from the gross carrying amount.

For assessing increase in credit risk and impairment loss, the Group combines financial instruments on the basis of shared credit risk characteristics with the objective of facilitating an analysis that is designed to enable significant increases in credit risk to be identified on a timely basis. The Group does not have any Purchased or Originated Credit-Impaired (POCI) financial assets, i.e., financial assets which are credit impaired on purchase / origination.

b) Financial liabilities

Initial recognition and measurement

Financial liabilities are recognised initially at fair value net of, in the case of financial liabilities not classified as FVTPL, transaction costs that are attributable to the issue of the financial liability. Financial assets and financial liabilities are recognised in the Balance Sheet when the Group becomes a party to the contractual provisions of the instrument.

Financial liabilities at FVTPL

Financial liabilities at FVTPL include financial liabilities held for trading and financial liabilities designated as such upon initial recognition. Financial liabilities are classified as held for trading if they are incurred for the purpose of repurchasing in the near term. This category also includes derivative financial instruments entered into by the Group that are not designated as hedging instruments in hedge relationships as defined by Ind AS 109. Gains or losses on liabilities held for trading are recognised in the Statement of Profit and Loss.

Financial liabilities designated as such upon initial recognition at the initial date of recognition if the criteria in IND AS 109 are satisfied. For liabilities designated as FVTPL, fair value gains / losses attributable to changes in own credit risks are recognised in OCI. These gains / losses are not subsequently transferred to the Statement of Profit and Loss. However, the Group may transfer the cumulative gain or loss within equity. All other changes in fair value of such liability are recognised in the Statement of Profit and Loss.

Financial liabilities at amortised cost

The Group generally classifies interest bearing borrowings as financial liabilities carried at amortised cost. After initial recognition, these instruments are subsequently measured at amortised cost using the Effective Interest Rate (EIR) method. Gains and losses are recognised in the Statement of Profit and Loss when the liabilities are derecognised as well as through the EIR amortisation process.

Amortised cost is calculated by taking into account any discount or premium on acquisition and fees or costs that are an integral part of the EIR. The EIR amortisation is included as finance costs in the Statement of Profit and Loss.

De-recognition of financial liability

A financial liability (or a part of a financial liability) is derecognised from the Balance Sheet when, and only when, it is extinguished, i.e., when the obligation specified in the contract is discharged or cancelled or expired.

When an existing financial liability is replaced by another from the same lender on substantially different terms, or the terms of an existing liability are substantially modified, such an exchange

NOTES TO AND FORMING PART OF THE CONSOLIDATED FINANCIAL STATEMENTS AS AT AND FOR THE YEAR ENDED 31 MARCH 2021
(Amounts in Indian Rupees lakhs, unless otherwise stated)

or modification is treated as the derecognition of the original liability and the recognition of a new liability. The difference in the respective carrying amounts is recognised in the Statement of Profit and Loss.

Offsetting of financial instruments

Financial assets and financial liabilities are offset and the net amount is reported in the Balance Sheet if there is a currently enforceable legal right to offset the recognised amounts and there is an intention to settle on a net basis, to realise the assets and settle the liabilities simultaneously.

c) Contributed equity

Equity shares are classified as equity. Incremental costs directly attributable to the issue of new shares or options are shown in other equity as a deduction, net of tax, from the proceeds.

u) Cash Flow Statement

Cash flows are reported using the indirect method, whereby net profit before tax is adjusted for the effects of transactions of a non-cash nature and any deferral or accruals of past or future cash receipts or payments. The cash flows from regular operating, investing and financing activities of the Group are segregated.

v) Cash and cash equivalents

Cash and cash equivalent in the Balance Sheet comprise cash at banks and on hand and short-term deposits with original maturity of three months or less, which are subject to an insignificant risk of changes in value. In the Statement of Cash Flows, cash and cash equivalents consist of cash and short-term deposits, as defined above, net of outstanding bank overdrafts as they are considered as integral part of the Group's cash management.

w) Dividend

The Group recognises a liability to make cash distributions to the equity holders of the Group when the distribution is authorised, and the distribution is no longer at the discretion of the Group. As per the provisions of the Act, a distribution is authorised when it is approved by the shareholders. A corresponding amount is recognised directly in equity.

x) Earnings Per Share (EPS)

Basic EPS is calculated by dividing the Group's earnings for the year attributable to ordinary equity shareholders of the Group by the weighted average number of ordinary shares outstanding during the year. The earnings considered in ascertaining the Group's EPS comprise the net profit after tax attributable to equity shareholders. The weighted average number of equity shares outstanding during the year is adjusted for events of bonus issue, bonus element in a rights issue to existing shareholders, share split, and reverse share split (consolidation of shares) other than the conversion of potential equity shares that have changed the number of equity shares outstanding, without a corresponding change in resources.

The diluted EPS is calculated on the same basis as basic EPS, after adjusting for the effects of potential dilutive equity shares including the dilution on account of Stock Options of the subsidiaries.

y) Segment reporting**i) Identification of segment**

An operating segment is a component of a Company whose operating results are regularly reviewed by the Company's Chief Operating Decision Makers (CODMs) to make decisions about resource allocation and assess its performance and for which discrete financial information is available.

NOTES TO AND FORMING PART OF THE CONSOLIDATED FINANCIAL STATEMENTS AS AT AND FOR THE YEAR ENDED 31 MARCH 2021
(Amounts in Indian Rupees lakhs, unless otherwise stated)

ii) Allocation of income and direct expenses

Income and direct expenses allocable to segments are classified based on items that are individually identifiable to that segment. Common allocable costs are allocated to each segment pro-rata on the basis of revenue of each segment to the total revenue of the Group. The remainder is considered as un-allocable expense.

iii) Segment policies

The Group prepares its segment information in conformity with the accounting policies adopted for preparing and presenting the Consolidated Financial Statements of the Group as a whole.

x) Government Grant

Grants from the Government are recognised at their fair value where there is a reasonable assurance that the grant will be received and the Group will comply with all attached conditions.

Government grants relating to income are deferred and recognised in the Statement of Profit and Loss over the period necessary to match them with the costs that they are intended to compensate and presented within other income.

**NOTE 5:
RECENT ACCOUNTING PRONOUNCEMENTS**

On March 24, 2021, the Ministry of Corporate Affairs ("MCA") through a notification, amended Schedule III of the Companies Act, 2013. The amendments revise Division I, II and III of Schedule III and are applicable from April 1, 2021. Key amendments relating to Division III which relate to Core Investment Companies whose Financial Statements are required to comply with Companies (Indian Accounting Standards) Rules, 2015, are:

Balance Sheet and Statement of Change in Equity:

- Certain additional disclosures in the statement of changes in equity such as changes in equity share capital due to prior period errors and restated balances at the beginning of the current reporting period.
- Specified format for disclosure of shareholding of Promoters.
- Specified format for ageing schedule of trade receivables, trade payables, capital work-in-progress and intangible asset under development.
- If a company has not used funds for the specific purpose for which it was borrowed from banks and financial institutions, then disclosure of details of where it has been used.
- Specific disclosure under 'additional regulatory requirement' such as compliance with approved schemes of arrangements, compliance with number of layers of companies, title deeds of immovable property not held in name of company, loans and advances to Promoters, Directors, Key Managerial Personnel (KMP) and related parties, details of benami property held, etc.

Statement of Profit and Loss:

- Additional disclosures relating to Corporate Social Responsibility (CSR), undisclosed income and crypto or virtual currency specified under the head 'additional information' in the notes forming part of the Standalone Financial Statements.

The amendments are extensive and the Company will evaluate the same to give effect to them as required by law.

KIRLOSKAR INDUSTRIES LIMITED

A Kirloskar Group Company

NOTES TO AND FORMING PART OF THE CONSOLIDATED FINANCIAL STATEMENTS AS AT AND FOR THE YEAR ENDED 31 MARCH 2021
(Amounts in Indian Rupees lakhs, unless otherwise stated)

	As at 31 March 2021	As at 31 March 2020
NOTE 6 :		
CASH AND CASH EQUIVALENTS		
Cash on hand	2	2
Balances with banks		
- On current accounts	1,301	935
- Fixed deposits having original maturity less than 3 months	3,178	2,902
Total	4,481	3,839

NOTE 7 :
BANK BALANCES OTHER THAN NOTE (6) ABOVE

Earmarked balances

Unclaimed dividend accounts 676 | 499 |

Other bank balances

Margin money deposits 2 | 1 |

Deposits with banks 1,460 | 83 |

Total **2,138** | **583** |

NOTE 8 :
DERIVATIVE FINANCIAL INSTRUMENTS

Derivative assets

Foreign currency forward contract - | 270 |

Total **-** | **270** |

NOTE 9 :
RECEIVABLES

Trade receivables

- Unsecured, considered good 36,075 | 29,259 |

- Receivables which have significant increase in credit risk 535 | 261 |

Less : Allowance for bad and doubtful trade receivables (535) | (261) |

- | - |

Total **36,075** | **29,259** |

NOTES TO AND FORMING PART OF THE CONSOLIDATED FINANCIAL STATEMENTS AS AT AND FOR THE YEAR ENDED 31 MARCH 2021
(Amounts in Indian Rupees lakhs, unless otherwise stated)

	Face value (₹)	As at 31 March 2021		As at 31 March 2020	
		Nos.	₹ in Lakhs	Nos.	₹ in Lakhs
NOTE 10 :					
INVESTMENTS					
(A) Measured at fair value through other comprehensive income					
<i>(i) (Quoted equity instruments, fully paid)</i>					
Kirloskar Pneumatic Company Limited	2	64,22,990	16,505	64,22,990	6,066
Swaraj Engines Limited	10	21,14,349	27,741	21,14,349	19,137
Kirloskar Brothers Limited	2	1,89,88,038	45,438	1,89,88,038	16,482
Kirloskar Oil Engines Limited	2	82,10,439	13,432	82,10,439	7,135
Cummins India Limited	2	683	6	683	2
			<u>1,03,122</u>		<u>48,822</u>
<i>(ii) (Unquoted equity instruments, fully paid)</i>					
S. L. Kirloskar CSR Foundation	10	19,600	1	19,600	1
Kirloskar Management Services Private Limited	10	6,62,500	73	6,62,500	67
Kirloskar Proprietary Limited	100	1	-	1	-
The Mysore Kirloskar Limited (In liquidation)	10	1,13,460	27	1,13,460	27
Less: Provision for impairment loss			<u>(27)</u>		<u>(27)</u>
			<u>74</u>		<u>68</u>
Sub-total (A)			<u>1,03,196</u>		<u>48,890</u>
(B) Measured at amortised cost					
<i>(Unquoted debentures and bonds)</i>					
The Mysore Kirloskar Limited (In liquidation)					
12.5% Secured Non Convertible Part "B" debentures of ₹ 44/- each	100	30,000	13	30,000	13
Less: Provision for impairment loss			<u>(13)</u>		<u>(13)</u>
Sub-total (B)			<u>-</u>		<u>-</u>
(C) Measured at fair value through profit and loss					
Investments in liquid mutual funds					
DSP Blackrock Liquidity Fund-Reg(G)		61,295	1,790	61,295	1,730
ICICI Prudential Liquid Plan (G)		5,93,909	1,800	5,93,909	1,737
Nippon India Liquid Fund (G)*		-	-	35,927	1,732
Sub-total (C)			<u>3,590</u>		<u>5,199</u>
Total (A + B + C)			<u>1,06,786</u>		<u>54,089</u>

* During the year, the Group sold 35,927 units for consideration of ₹ 1,740 Lakhs and resulting gain on sale of units amounting to ₹ 8 lakhs has been considered under "Net Gain on Fair Value changes" (Refer Note No. 30)

NOTES TO AND FORMING PART OF THE CONSOLIDATED FINANCIAL STATEMENTS AS AT AND FOR THE YEAR ENDED 31 MARCH 2021
(Amounts in Indian Rupees lakhs, unless otherwise stated)

	As at 31 March 2021	As at 31 March 2020
NOTE 11 :		
OTHER FINANCIAL ASSETS		
Measured at amortised cost		
(Unsecured considered good, unless otherwise stated)		
Contract assets (unbilled receivables)	25	44
Unsecured, credit impaired	-	39
Less: Allowance for impairment loss	-	(39)
	25	44
Security deposits	1,058	1,079
Loan to employees	35	39
Loan to contractors	79	56
Other receivables	16	7
Other advances		
Unsecured, credit impaired	386	386
Less: Allowance for impairment loss	(386)	(386)
	-	-
Total	1,213	1,225

NOTES TO AND FORMING PART OF THE CONSOLIDATED FINANCIAL STATEMENTS AS AT AND FOR THE YEAR ENDED 31 MARCH 2021
(Amounts in Indian Rupees lakhs, unless otherwise stated)

	As at 31 March 2021	As at 31 March 2020
NOTE 12 :		
INVENTORIES		
<i>(Quoted equity instruments, fully paid)</i>		
Raw material at site	7,222	4,656
Raw material in transit	11,910	9,675
Work-in-progress *	3,101	3,849
Finished goods **	977	895
Stores and spares	4,753	4,415
By-products	475	154
Renewable Energy Certificates (RECs) and RECs under certification#	1	-
[Total REC units 7,905 (Previous Year: 1,168); of which certified units are 7,179 and 726 units are under certification]		
Total	28,439	23,644
(# Value less than a Rupee lakh for Previous Year)		
*Details of Work-in-progress		
a. Castings	2,450	3,236
b. Others	651	613
Total	3,101	3,849
**Details of Finished Goods		
a. Pig iron	461	690
b. Castings	516	205
Total	977	895
NOTE 13:		
CURRENT TAX ASSETS (NET)		
Advance Income Tax	3,566	3,380
(Net of provision for Income Tax ₹ 17,400 lakhs (Previous Year : ₹ 10,840 lakhs))		
Total	3,566	3,380

NOTES TO AND FORMING PART OF THE CONSOLIDATED FINANCIAL STATEMENTS AS AT AND FOR THE YEAR ENDED 31 MARCH 2021
 (Amounts in Indian Rupees lakhs, unless otherwise stated)

	As at 31 March 2021	As at 31 March 2020
NOTE 14 :		
INVESTMENT PROPERTY		
Land (at cost)		
Balance as at the beginning of the year	15	15
Less: Transferred to property, plant and equipment	3	-
Balance as at the end of the year (i)	12	15
Building (at cost less depreciation)		
(a) Gross block		
Balance as at the beginning of the year	2,731	2,740
Add: Additions during the year	-	27
Less: Sold during the year	-	36
Less: Transferred to property, plant and equipment	62	-
Balance as at the end of the year	2,669	2,731
(b) Accumulated depreciation		
Balance as at the beginning of the year	844	774
Add: Depreciation for the year	81	80
Less: On disposals	-	10
Less: Transferred to property, plant and equipment	44	-
Balance as at the end of the year	881	844
Net Block of building (ii) =(a) - (b)	1,788	1,887
Total investment property (i)+(ii)	1,800	1,902
Movement in fair value of investment properties		
Fair value of assets as at the beginning of the year	75,584	73,476
Fair valuation pertaining to property transferred to property, plant and equipment during the year	(37,307)	-
Change in fair value of other properties	1,783	2,108
Fair value of assets as at the end of the year	40,060	75,584

Fair valuation methodology

The fair values of investment properties have been determined on the basis of valuation carried out by an independent valuer on a case to case basis. Valuation is based on government rates, market research, market trend and comparable values as considered appropriate.

Amount recognised in Statement of Profit and Loss relating to investment properties

	Year ended 31 March 2021	Year ended 31 March 2020
Rental income from investment properties	2,541	2,774
Expenses arising from investment properties that generated rental income during the year	698	524
Profit from renting of investment properties	1,843	2,250

NOTES TO AND FORMING PART OF THE CONSOLIDATED FINANCIAL STATEMENTS AS AT AND FOR THE YEAR ENDED 31 MARCH 2021
(Amounts in Indian Rupees lakhs, unless otherwise stated)

**NOTE 15 :
PROPERTY, PLANT AND EQUIPMENT AND INTANGIBLE ASSETS**

Particulars	Tangible Assets (A)										Intangible Assets (B)				Total (B)				
	Free-hold land	Lease-hold land**	Build-ing	Plant and equipment				Fur-niture and fix-tures	Vehi-cles	Office equip-ments	Com-puters and periph-erals	Electri-cal Installa-tions	Lease-hold improve-ment	Total of (A)		Mining rights	Computer Software	Right of Use of assets - Land and Build-ing**	
				Plant and equip-ments	Plant and equip-ments under lease	Wind power genera-tors	Diesel gen-erator Set												
Gross Block																			
Balance as at 1 April 2019	801	442	22,052	85,103	7	2,714	12	455	959	717	418	48	-	1,13,728	11	1,096	-	1,107	
- Additions	-	-	1,386	29,208	-	-	-	60	121	83	26	15	80	30,979	-	10	643	653	
- (Disposals)	(2)	-	(24)	(1,136)	-	-	-	(12)	(137)	(30)	(19)	-	-	(1,360)	-	-	(77)	(77)	
- Adjustments	-	(442)	-	-	-	-	-	-	-	-	-	-	-	(442)	-	-	-	-	
Balance as at 31 March 2020	799	-	23,414	1,13,175	7	2,714	12	503	943	770	425	63	80	1,42,905	11	1,106	566	1,683	
- Additions	1,119	-	3,714	18,746	-	-	-	13	34	98	70	-	-	23,793	-	76	194	270	
- Transfer from investment property	3	-	62	-	-	-	-	-	-	-	-	-	-	65	-	-	-	-	
- (Disposals)	-	-	-	(115)	-	-	-	(3)	(27)	(9)	(6)	-	-	(160)	-	-	(9)	(9)	
- Adjustments	-	-	232	(232)	-	-	-	-	-	-	-	-	-	-	-	-	-	-	
Balance as at 31 March 2021	1,921	-	27,421	1,31,574	7	2,714	12	513	950	859	489	63	80	1,66,603	11	1,182	751	1,944	
Accumulated Depreciation																			
Balance as at 1 April 2019	-	-	7,762	39,654	2	2,289	6	221	397	485	249	8	-	51,073	11	758	-	769	
- Depreciation charge for the year	-	-	774	4,642	1	55	1	37	155	92	61	5	1	5,824	-	135	7	142	
- (Disposals)	-	-	(15)	(801)	-	-	-	(12)	(107)	(30)	(17)	-	-	(982)	-	-	-	-	
- Adjustments	-	-	-	-	-	-	-	-	-	-	-	-	-	-	-	-	-	-	
Balance as at 31 March 2020	-	-	8,521	43,495	3	2,344	7	246	445	547	293	13	1	55,915	11	893	7	911	
- Depreciation charge for the year	-	-	846	6,472	-	55	1	41	153	79	65	6	17	7,735	-	103	15	118	
- Transfer from investment property	-	-	44	-	-	-	-	-	-	-	-	-	-	44	-	-	-	-	
- (Disposals)	-	-	-	(67)	-	-	-	(1)	(25)	(6)	(6)	-	-	(105)	-	-	-	-	
- Adjustments	-	-	10	(10)	-	-	-	-	-	-	-	-	-	-	-	-	4	4	
Balance as at 31 March 2021	-	-	9,421	49,890	3	2,399	8	286	573	620	352	19	18	63,589	11	996	26	1,033	
Net Block																			
Balance as at 31 March 2020	799	-	14,893	69,680	4	370	5	257	498	223	132	50	79	86,990	-	213	559	772	
Balance as at 31 March 2021	1,921	-	18,000	81,684	4	315	4	227	377	239	137	44	62	1,03,014	-	186	725	911	

** includes Right of Use Assets of ₹ 442 Lakhs in respect of land on lease transferred during the Previous Year from leasehold land on transition to INDAS 116, "Leases", which is not subjected to amortisation in view of intention of exercise of purchase option at the end of lease tenure as per the lease agreement.

NOTES TO AND FORMING PART OF THE CONSOLIDATED FINANCIAL STATEMENTS AS AT AND FOR THE YEAR ENDED 31 MARCH 2021
(Amounts in Indian Rupees lakhs, unless otherwise stated)

	As at 31 March 2021	As at 31 March 2020
NOTE 16 :		
CAPITAL WORK-IN-PROGRESS		
Balance as at the beginning of the year	13,781	5,673
Add: Additions during the year	32,557	38,875
Less: Capitalised during the year	23,380	30,767
Balance as at the end of the year	22,958	13,781

NOTE 17 :
INTANGIBLE ASSETS UNDER DEVELOPMENT

Balance as at the beginning of the year	666	542
Add: Additions during the year	766	134
Less: Capitalised during the year	77	10
Balance as at the end of the year	1,355	666

NOTE 18 :
OTHER NON-FINANCIAL ASSETS

(Unsecured considered good, unless otherwise stated)

Capital advances	1,935	959
Advance to suppliers	3,219	1,739
Prepaid expenses	331	170
Claims receivable		
Unsecured, credit impaired	54	40
Less : Allowance for impairment	(54)	(40)
	-	-
Balances with government authorities	1,389	1,826
Real estate project under development	-	5,873
Others	1	3
Total	6,875	10,570

NOTE 19 :
DERIVATIVE FINANCIAL INSTRUMENTS

Derivative liabilities		
Foreign currency forward contract	188	-
Total	188	-

NOTES TO AND FORMING PART OF THE CONSOLIDATED FINANCIAL STATEMENTS AS AT AND FOR THE YEAR ENDED 31 MARCH 2021
(Amounts in Indian Rupees lakhs, unless otherwise stated)

	As at 31 March 2021	As at 31 March 2020
NOTE 20 :		
TRADE PAYABLE		
Trade payables		
(i) Due to micro,small and medium enterprises	1,969	1,462
Total (i)	1,969	1,462
(ii) total outstanding dues of creditors other than micro enterprises and small enterprises		
Acceptances	21,559	15,404
Others	13,397	20,693
Total (ii)	34,956	36,097

NOTE 21 :
BORROWINGS (OTHER THAN DEBT SECURITIES)

Measured at amortised cost		
From Bank		
Short term borrowings		
Secured		
- Term loans	5,800	8,300
Unsecured		
- Term loans	2,700	-
Long term borrowings		
-Term Loan	20,677	22,824
Total	29,177	31,124

Security for Secured Loans :

Working capital facilities with Consortium Banks (fund based and non fund based) aggregating to ₹ 45,000 lakhs (Previous Year ₹ 45,000 lakhs) are secured by first charge by way of hypothecation on the current assets both present and future, in favour of IDBI Trusteeship Services Limited, as Security Trustees, for the benefit of consortium banks.

NOTES TO AND FORMING PART OF THE CONSOLIDATED FINANCIAL STATEMENTS AS AT AND FOR THE YEAR ENDED 31 MARCH 2021
 (Amounts in Indian Rupees lakhs, unless otherwise stated)

Details of unsecured term loan from banks

Name of bank	Loan availed	Interest rate per annum payable monthly	Tenure	Principal Repayment
BNP Paribas	1,500	7.45%	48 months	45 equal installments of ₹ 100 lakhs from September 2018. Put and call option at the end of every 12 months from the date of first draw down of the facility, i.e., 19 June 2018. At every put and call option date interest rate will be reset.
BNP Paribas	3,000	7.45%	48 months	
BNP Paribas	2,000	6.77%	48 months	Repayment in 39 monthly installments (i.e. 38 installment of ₹ 52 lakhs and last installment will be of ₹ 24 lakhs). Put and call option at the end of every 12 months from the date of first draw down of the facility, i.e., 19 August 2019. At every put and call option date interest rate will be reset.
The Hongkong and Shanghai Banking Corporation Limited (HSBC)	7,000	7.90%	60 months	Repayment in 51 monthly installments, (i.e., 50 installment of ₹ 138 lakhs and last installment will be of ₹ 100 lakhs). Put and call option at the end of every 12 months from the date of first draw down of the facility, i.e., 26 April 2019. At every put and call option date interest rate will be reset.
Kotak Mahindra Bank Ltd.	3,000	6.10%	60 months	Repayment in 51 monthly installments of ₹ 59 lakhs. Put and call option at the end of every 12 months from the date of first draw down of the facility, i.e., 5 November 2019. At every put and call option date interest rate will be reset.
Kotak Mahindra Bank Ltd.	4,000	6.10%	60 months	Repayment in 51 monthly installments of ₹ 78 lakhs. Put and call option at the end of every 12 months from the date of first draw down of the facility, i.e., 5 November 2019. At every put and call option date interest rate will be reset.
Kotak Mahindra Bank Ltd.	5,000	6.10%	36 months	Repayment in 30 monthly installments of ₹ 167 lakhs. Put and call option at the end of every 12 months from the date of first draw down of the facility, i.e., 29 October 2020. At every put and call option date interest rate will be reset.
DBS Bank India Ltd.	2,500	6.25%	36 months	Repayment in 36 monthly installments of ₹ 69 lakhs. Put and call option at the end of every 12 months from the date of first draw down of the facility, i.e., 29 October 2020. interest rate will be reset on quarterly basis.

NOTES TO AND FORMING PART OF THE CONSOLIDATED FINANCIAL STATEMENTS AS AT AND FOR THE YEAR ENDED 31 MARCH 2021
(Amounts in Indian Rupees lakhs, unless otherwise stated)

	As at 31 March 2021	As at 31 March 2020
NET DEBT POSITION		
Cash and Bank Balance		
Cash and cash equivalents	4,481	3,839
Borrowings	(29,177)	(31,124)
Net debt	(24,696)	(27,285)

NET DEBT RECONCILIATION

	Cash and bank balance	Borrowings	Total
Net debt as at 1 April 2019	299	(12,688)	(12,389)
Cash flows	3,540	-	3,540
Foreign exchange adjustment	-	-	-
Interest accrued but not due as on 1 April 2019	-	1	1
Interest accrued but not due as on 31 March 2020	-	(1)	(1)
Interest expense	-	1,705	1,705
Interest paid	-	(1,705)	(1,705)
(Borrowings) / Repayment (net)- short term	-	(912)	(912)
(Borrowings) / Repayment (net)- long term	-	(17,524)	(17,524)
Net debt as at 31 March 2020	3,839	(31,124)	(27,285)
Cash flows	642	-	642
Foreign exchange adjustment	-	-	-
Interest accrued but not due as on 1 April 2020	-	1	1
Interest accrued but not due as on 31 March 2021	-	(2)	(2)
Interest expense	-	2,480	2,480
Interest paid	-	(2,480)	(2,480)
(Borrowings) / Repayment (net)- short term	-	(200)	(200)
(Borrowings) / Repayment (net)- long term	-	2,148	2,148
Net debt as at 31 March 2021	4,481	(29,177)	(24,696)

NOTES TO AND FORMING PART OF THE CONSOLIDATED FINANCIAL STATEMENTS AS AT AND FOR THE YEAR ENDED 31 MARCH 2021
(Amounts in Indian Rupees lakhs, unless otherwise stated)

	As at 31 March 2021	As at 31 March 2020
NOTE 22 :		
DEPOSITS		
Measured at amortised cost		
Others		
- Security deposits	1,333	1,206
Total	1,333	1,206

NOTE 23 :
OTHER FINANCIAL LIABILITIES

Measured at amortised cost		
Investors Education and Protection Fund will be credited by the following amounts, as and when due:		
- Unclaimed equity dividend*	676	499
Creditors for capital goods	9,955	5,127
Employee benefits	2,679	1,617
Expenses and other payable	1,103	899
Commission payable to directors	31	45
Gratuity to be funded to LIC	244	144
Lease liability	87	109
Total	14,775	8,440

* Unclaimed equity dividend includes ₹ 0.12 lakhs (Previous Year: ₹ 0.12 lakhs) ; on 31 shares in abeyance on the directions of Special Court which will not be transferred to Investors Education and Protection Fund. Amount pertaining to previous year includes ₹ 12 lakhs, where dividend warrants could not be dispatched due to COVID 19 Pandemic. These warrants were subsequently dispatched during July 2020.

NOTES TO AND FORMING PART OF THE CONSOLIDATED FINANCIAL STATEMENTS AS AT AND FOR THE YEAR ENDED 31 MARCH 2021
(Amounts in Indian Rupees lakhs, unless otherwise stated)

	As at 31 March 2021	As at 31 March 2020
NOTE 24 :		
PROVISIONS		
Gratuity	222	190
Compensated absences	954	812
Decommissioning and restoration (Refer Note No. 48)	208	192
Expected sales return	85	105
Total	1,469	1,299

NOTE 25 :
DEFERRED TAX ASSETS / LIABILITIES

(Refer Note No. 43)

Deferred Tax Asset	8	-
Deferred tax liability	8,974	11,594
Total	8,974	11,594

NOTE 26 :
OTHER NON-FINANCIAL LIABILITIES

Statutory dues payable	1,854	422
Advances from customers	1,392	727
License fees received in advance	46	158
Total	3,292	1,307

NOTES TO AND FORMING PART OF THE CONSOLIDATED FINANCIAL STATEMENTS AS AT AND FOR THE YEAR ENDED 31 MARCH 2021
(Amounts in Indian Rupees lakhs, unless otherwise stated)

**NOTE 27 :
EQUITY SHARE CAPITAL**

(a) Authorised, issued, subscribed and paid-up share capital and par value per share:

Particulars	As at 31 March 2021		As at 31 March 2020	
	Number	₹ in Lakhs	Number	₹ in Lakhs
AUTHORISED				
Equity Shares of ₹ 10/- each	5,00,00,000	5,000	5,00,00,000	5,000
ISSUED AND SUBSCRIBED				
Equity Shares of ₹ 10/- each	97,08,650	971	97,08,650	971
CALLED UP AND PAID UP				
Equity Shares of ₹ 10/- each fully paid up	97,08,619	971	97,08,619	971
SHARE CAPITAL SUSPENSE ACCOUNT*	31	-	31	-
Equity Shares of ₹ 10/- each fully paid up				
Total	97,08,650	971	97,08,650	971

* 31 (Previous Year: 31) Equity Shares of ₹ 10/- each aggregating to ₹ 310/- to be issued to shareholders of erstwhile Shivaji Works Limited on amalgamation as per scheme sanctioned by Board for Industrial and Financial Reconstruction, are kept in abeyance on the directions of Special Court.

(b) Reconciliation of number of equity shares outstanding at the beginning and at the end of the year:

Particulars	As at 31 March 2021		As at 31 March 2020	
	Number	₹ in Lakhs	Number	₹ in Lakhs
Shares outstanding at the beginning of the year	97,08,650	971	97,08,650	971
Add: Shares Issued during the year	-	-	-	-
Less: Shares bought back during the year	-	-	-	-
Shares outstanding at the end of the year	97,08,650	971	97,08,650	971

NOTES TO AND FORMING PART OF THE CONSOLIDATED FINANCIAL STATEMENTS AS AT AND FOR THE YEAR ENDED 31 MARCH 2021
(Amounts in Indian Rupees lakhs, unless otherwise stated)

(c) Equity shares in the Company held by each shareholder holding more than 5% shares:

Particulars	As at 31 March 20201		As at 31 March 2020	
	Number	% of holding	Number	% of holding
India Capital Fund Limited	9,61,205	9.90%	9,61,205	9.90%
Atul Chandrakant Kirloskar #	12,83,562	13.22%	16,35,300	16.84%
Rahul Chandrakant Kirloskar # #	16,21,688	16.70%	16,21,688	16.70%
Jyotsna Gautam Kulkarni	11,78,592	12.14%	11,78,592	12.14%
Nihal Gautam Kulkarni	5,89,296	6.07%	5,89,296	6.07%
Ambar Gautam Kulkarni	5,89,296	6.07%	5,89,296	6.07%
Alpana Rahul Kirloskar	7,09,648	7.31%	7,09,648	7.31%
Gauri Atul Kirloskar	5,27,608	5.43%	-	-
Arti Atul Kirloskar	-	-	7,09,648	7.31%

Out of these, 12,83,537 (Previous Year: 16,35,275) equity shares are held in the individual capacity and 25 (Previous Year: 25) equity shares held as a Trustee of C.S. Kirloskar Testamentary Trust.

Out of these, 16,21,459 (Previous Year: 16,21,459) equity shares are held in the individual capacity and 229 (Previous Year: 229) equity shares held as a Trustee of C.S. Kirloskar Testamentary Trust.

(D) Details of allotment of shares for consideration other than cash, allotments of bonus shares and shares bought back:

Particulars	Financial year (Aggregate no. of shares)				
	2020-21	2019-20	2018-19	2017-18	2016-17
Equity Shares :					
Fully paid up by way of bonus shares	-	-	-	-	-
Allotted pursuant to contract(s) without payment being received in cash	-	-	-	-	-
Shares bought back	-	-	-	-	-

(e) Each holder of equity share is entitled to one vote per share and to receive interim / final dividend as and when declared by the Board of Directors / at the Annual General Meeting. In the event of liquidation of the Company, the holder of equity shares will be entitled to receive any of the remaining assets of the Company, after distribution of all preferential amounts. The distribution will be in proportion to the number of equity shares held by the shareholders.

NOTES TO AND FORMING PART OF THE CONSOLIDATED FINANCIAL STATEMENTS AS AT AND FOR THE YEAR ENDED 31 MARCH 2021
 (Amounts in Indian Rupees lakhs, unless otherwise stated)

	As at 31 March 2021	As at 31 March 2020
NOTE 28 :		
OTHER EQUITY		
(a) General reserve :		
Balance as at the beginning of the year	34,159	33,805
Add : Transfer from surplus of profit and loss	255	256
Add : Adjustment on lapse of vested share options	-	98
Balance as at the end of the year	<u>34,414</u>	<u>34,159</u>
(b) Capital reserve :		
Balance as at the beginning of the year	4,284	4,284
Add : Increase / (decrease) during the year	-	-
Balance as at the end of the year	<u>4,284</u>	<u>4,284</u>
(c) Share options outstanding account :		
Balance as at the beginning of the year	1,947	1,681
Add : Stock options expense	802	477
Less : Adjustment on lapse of unvested share options	(8)	(113)
Less : Adjustment on lapse of vested share options	-	(98)
Balance as at the end of the year	<u>2,741</u>	<u>1,947</u>
(d) Equity instruments through other comprehensive income :		
Balance as at the beginning of the year	(2,636)	36,981
Measurement of investments at FVTOCI (net of taxes)	54,202	(39,617)
Balance as at the end of the year	<u>51,566</u>	<u>(2,636)</u>
(e) Surplus / (Deficit) in the Statement of Profit and Loss :		
Balance as at the beginning of the year	64,527	58,847
Add: Net Profit transferred from the Statement of Profit and Loss	16,379	9,589
Add : Adjustment on lapse of unvested share options	8	-
Add / (Less) : Remeasurement of defined benefit plans (net of taxes)	(31)	(86)
Add : Increase on exercise of ESOPs of subsidiary	120	39
Less : Transferred to non controlling interest due to variations in holding of shares in subsidiary	(149)	(35)
Add : Share application money received	3	4
Amount available for appropriation	<u>80,857</u>	<u>68,358</u>
Less: Appropriations:		
Transfer to general reserve	255	256
Final Dividend (2018-19)	-	2,039
Interim Dividend for F.Y. 2020-21 (2019-20)	-	971
Tax on Final Dividend for F.Y. 2019-20 (2018-19)	-	274
Tax on Interim Dividend for F.Y. 2020-21 (2019-20)	-	291
Net surplus in the Statement of Profit and Loss	<u>80,602</u>	<u>64,527</u>
Total	<u>1,73,607</u>	<u>1,02,281</u>

NOTES TO AND FORMING PART OF THE CONSOLIDATED FINANCIAL STATEMENTS AS AT AND FOR THE YEAR ENDED 31 MARCH 2021
(Amounts in Indian Rupees lakhs, unless otherwise stated)

NOTES

1) General reserve :

General reserve is created from time to time by transferring profits from retained earnings and can be utilised for purposes such as dividend payout, bonus issue, etc.

2) Capital reserve :

If the value of investment in subsidiary is less than the book value of the net assets acquired, the difference represents capital reserve.

3) Share options outstanding account :

The share option outstanding account is used to recognise the fair value of options to the employees under the employee stock option plan of the Group, which are unvested or unexercised as on the reporting date.

4) Equity instruments through other comprehensive income :

This reserve represents the cumulative gains and losses arising on the fair valuation of equity instruments measured through other comprehensive income, net of amounts reclassified to retained earnings when these equity instruments are disposed off.

5) Surplus/(Deficit) in the Statement of Profit and Loss :

This comprise of the undistributed profit after taxes.

Year ended 31 March 2021	Year ended 31 March 2020
-----------------------------	-----------------------------

**NOTE 29 :
INTEREST INCOME**

- On financial assets measured at amortised cost

-Interest on deposits with banks	192	141
-Interest on other financial assets	79	122
Total	271	263

Year ended 31 March 2021	Year ended 31 March 2020
-----------------------------	-----------------------------

**NOTE 30 :
NET GAIN ON FAIR VALUE CHANGES**

- On financial instruments measured at fair value through profit and loss

Investments in mutual funds

Unrealised	122	303
Realised	8	-
Total	130	303

NOTES TO AND FORMING PART OF THE CONSOLIDATED FINANCIAL STATEMENTS AS AT AND FOR THE YEAR ENDED 31 MARCH 2021
(Amounts in Indian Rupees lakhs, unless otherwise stated)

	Year ended 31 March 2021	Year ended 31 March 2020
NOTE 31 :		
REVENUE FROM SALE OF PRODUCTS		
Sale of products		
Pig Iron	1,06,732	1,07,000
Castings	87,440	73,421
By-products	3,649	2,737
Sale of wind power	189	326
Sale of renewable energy credit	3	25
Total (a)	1,98,013	1,83,509
Other Operating Income		
Scrap / coke / Miscellaneous sales (b)	5,987	1,808
Total (a) + (b)	2,04,000	1,85,317

NOTE 32 :
OTHER INCOME

Property licensing fees	2,551	2,768
Incentive From Industrial Promotion Scheme	-	1,318
Gain on sale of investment property	-	202
Provisions no longer required written back	148	71
Rental Income and equipment leasing charges	21	28
Gain on sale of property, plant and equipment	20	-
Miscellaneous income	22	20
Total	2,762	4,407

NOTES TO AND FORMING PART OF THE CONSOLIDATED FINANCIAL STATEMENTS AS AT AND FOR THE YEAR ENDED 31 MARCH 2021
(Amounts in Indian Rupees lakhs, unless otherwise stated)

	Year ended 31 March 2021	Year ended 31 March 2020
NOTE 33 :		
FINANCE COSTS		
On financial liabilities measured at amortised cost		
Interest expenses	1,102	1,441
Interest on term loan	1,378	264
Unwinding of interest on security deposit	120	108
Lease liability	7	5
Other borrowing costs	36	21
On provisions		
Unwinding of interest on provision for decommissioning and restoration	16	15
Net Interest on net defined benefit liability	17	6
Total	2,676	1,860
NOTE 34 :		
COST OF MATERIAL CONSUMED		
Stock at the beginning of the year	14,331	15,241
Add : Purchases	1,09,680	1,12,230
Less : Stock at the end of the year	19,132	14,331
Total	1,04,879	1,13,140

NOTES TO AND FORMING PART OF THE CONSOLIDATED FINANCIAL STATEMENTS AS AT AND FOR THE YEAR ENDED 31 MARCH 2021
(Amounts in Indian Rupees lakhs, unless otherwise stated)

	Year ended 31 March 2021	Year ended 31 March 2020
NOTE 35 :		
CHANGES IN INVENTORIES OF FINISHED GOODS, WORK-IN-PROGRESS AND BY-PRODUCT		
Inventory at the end of the year		
Finished goods	977	895
Work-in-progress	3,101	3,849
By-Products	475	154
Total	4,553	4,898
Inventory at the beginning of the year		
Finished goods	895	1,240
Work-in-progress	3,849	3,733
By-Products	154	92
Total	4,898	5,065
(Increase) / Decrease	345	167

NOTE 36 :
PROVISION / (REVERSAL) OF IMPAIRMENT ON FINANCIAL ASSETS

- On financial instruments measured at amortised cost

Expected Credit Loss / (reversal) on trade receivables and contract assets	235	(9)
Total	235	(9)

NOTE 37 :
EMPLOYEE BENEFIT EXPENSES

Salaries and incentives	9,582	8,320
Contributions to provident fund and other funds	376	350
Employees stock option expense	383	260
Gratuity	183	196
Staff welfare expenses	888	990
Others	16	19
Total	11,428	10,135

NOTES TO AND FORMING PART OF THE CONSOLIDATED FINANCIAL STATEMENTS AS AT AND FOR THE YEAR ENDED 31 MARCH 2021
(Amounts in Indian Rupees lakhs, unless otherwise stated)

	Year ended 31 March 2021	Year ended 31 March 2020
NOTE 38 :		
DEPRECIATION AND AMORTISATION EXPENSE		
On property, plant and equipment (Refer Note No. 15)	7,735	5,824
On investment property (Refer Note No. 14)	81	80
On Right of Use of asset (Refer Note No. 15)	15	7
On intangible assets (Refer Note No. 15)	103	135
Total	7,934	6,046

NOTE 39 :
CORPORATE SOCIAL RESPONSIBILITY EXPENSE

Construction / acquisition of any asset

-Amount already incurred	-	-
-Amount yet to be incurred	-	-

On purposes other than above

-Amount already incurred	391	270
-Amount yet to be incurred	-	-
Total	391	270

KIRLOSKAR INDUSTRIES LIMITED

A Kirloskar Group Company

NOTES TO AND FORMING PART OF THE CONSOLIDATED FINANCIAL STATEMENTS AS AT AND FOR THE YEAR ENDED 31 MARCH 2021
(Amounts in Indian Rupees lakhs, unless otherwise stated)

	Year ended 31 March 2021	Year ended 31 March 2020
NOTE 40 :		
OPERATING AND OTHER EXPENSES		
A. Operating expenses		
Consumption of stores, spares and consumables	17,176	14,269
Power, fuel and water	8,111	10,932
Fettling and other manufacturing expenses	2,171	1,961
Repairs and maintenance		
- Machinery	1,607	1,271
- Buildings	201	215
Machinery hire charges	246	246
Operation, maintenance and other charges for windmills	119	117
Other processing expenses	2,000	1,373
Sub Total	31,631	30,384
B. Selling expenses		
Freight and forwarding expenses (net)	6,770	6,133
Royalty	469	436
Advertisement	16	122
Other selling expenses	16	48
Sub Total	7,271	6,739
C. Other expenses		
Communication expenses	38	52
Loss on sale / demolition / scrap of assets	-	72
Net loss on foreign currency transactions	283	992
Security expenses	304	315
Repairs and maintenance :		
-Property	36	115
-Other assets	141	150
Garden and site maintenance	54	72
Rent, rates and taxes	531	324
Legal and professional fees	599	669
Commission to directors	222	124
Director sitting fees	66	83
Printing and stationery expenses	25	58
Travelling expenses	108	295
Insurance charges	183	99
Bad debt written off	52	2
Miscellaneous expenses	965	803
Payment to auditors :		
(a) for audit	43	38
(b) for taxation matters	5	5
(c) for other services	9	5
Sub Total	3,664	4,282
Total	42,566	41,405

NOTES TO AND FORMING PART OF THE CONSOLIDATED FINANCIAL STATEMENTS AS AT AND FOR THE YEAR ENDED 31 MARCH 2021
(Amounts in Indian Rupees lakhs, unless otherwise stated)

	Year ended 31 March 2021	Year ended 31 March 2020
NOTE 41:		
DETAILS OF RESEARCH AND DEVELOPMENT EXPENDITURE CARRIED OUT BY THE GROUP		
(For unit situated at Bevinahalli village, Koppal incurred are given below)		
a. Revenue expenses		
Cost of materials / consumables / spares	2	1
Employee related expense	303	313
Other expense	22	1
Total	327	315
b. Capital expenditure		
Plant and machinery	35	-
Office equipment	7	-
Total	42	-

NOTE 42 :

Notes on these Consolidated Financial Statements are intended to serve as a means of informative disclosure and a guide to better understanding of the consolidated position of the companies. Recognising this purpose, the Company has disclosed only such notes from the individual Financial Statements, which:

- a) are necessary for presenting a true and fair view of the Consolidated Financial Statements,
- b) the notes involving items, which are considered to be material.

NOTES TO AND FORMING PART OF THE CONSOLIDATED FINANCIAL STATEMENTS AS AT AND FOR THE YEAR ENDED 31 MARCH 2021
 (Amounts in Indian Rupees lakhs, unless otherwise stated)

	Year ended 31 March 2021	Year ended 31 March 2020
NOTE 43 :		
INCOME TAXES		
(i) The major components of income tax expense are:		
(a) Statement of Profit and Loss section		
Current income tax charge	9,394	3,364
Short / (Excess) provision of earlier years	(59)	(568)
Deferred tax	(2,707)	2,132
Income tax expense reported in the Statement of Profit and Loss	6,628	4,928
(b) Statement of Other Comprehensive Income (OCI)		
Deferred tax (expense) / income on fair valuation of equity instruments	103	-
Deferred tax (expense) / income on remeasurements of defined benefit plan	(24)	(74)
Income tax charged to Other Comprehensive Income	79	(74)
(ii) Reconciliation of tax expense and the accounting profit		
Accounting profit for the Group before income tax	37,773	19,991
Enacted tax rates in India	25.168%	25.168% and 34.944%
Computed tax expense	9,507	7,092
Add / (Less) net adjustment on account of:		
Income from dividend on equity shares exempt from tax	-	(1,217)
Deduction under Section 80M	(244)	-
Disallowances under Income Tax Act, 1961	71	(321)
Provision of earlier years	(59)	(568)
Reversal of opening deferred tax liability due to rate change	(3,197)	-
On account of deduction under tax holiday period and weighted deduction of research and development unit	-	(483)
Dividend of subsidiary eliminated in Accounting profit for the Group but taxable from FY 2020-21	356	-
Loss of Wholly Owned Subsidiary ineligible for set-off for tax computation at Group Level	28	-
Other adjustments	166	425
Total adjustments	(2,879)	(2,164)
Income tax expense	6,628	4,928
Effective tax rate	17.55%	24.65%
Movement in current tax asset / current tax liabilities (net)		
Balance at the beginning of the period (current tax asset (net))	3,380	2,465
Provision recognised during the year	(9,335)	(2,796)
Current tax paid for the year	9,521	3,711
Balance at the end of the period	3,566	3,380
Current tax assets	20,966	14,220
Current tax liabilities	17,400	10,840
Total (net)	3,566	3,380

NOTES TO AND FORMING PART OF THE CONSOLIDATED FINANCIAL STATEMENTS AS AT AND FOR THE YEAR ENDED 31 MARCH 2021
(Amounts in Indian Rupees lakhs, unless otherwise stated)

	Balance sheet		Statement of Profit and Loss	
	As at 31 March 2021	As at 31 March 2020	Year ended 31 March 2021	Year ended 31 March 2020
(iii) Deferred tax relates to the following:				
Deferred tax assets				
Provision for Employee Benefits	81	65	16	27
Provision for expected credit loss	135	102	33	(5)
Provision for dismantling obligation	52	48	4	(4)
MAT credit entitlement	50	50	-	(16)
Disallowances under Section 43B of Income tax Act, 1961	422	519	(97)	69
Other temporary difference	-	-	-	-
Gross deferred tax assets	740	784	(44)	71
Deferred tax liabilities				
Property, plant and equipment	9,527	12,178	(2,651)	2,069
Fair valuation of financial instruments	75	195	(120)	57
Fair valuation of equity financial instruments	102	-	102	-
Other temporary difference	2	6	(4)	3
Gross deferred tax liabilities	9,706	12,379	(2,673)	2,129
Deferred tax (assets) / liabilities (net)*	8,966	11,595	(2,629)	2,058
Amount recognised in Statement of Profit and Loss			(2,707)	2,132
Amount recognised in Statement of Other Comprehensive Income			79	(74)

*Net of deferred tax asset of ₹ 8 lakhs as at 31 March 2021, pertaining to Wholly Owned Subsidiary.

NOTES TO AND FORMING PART OF THE CONSOLIDATED FINANCIAL STATEMENTS AS AT AND FOR THE YEAR ENDED 31 MARCH 2021
(Amounts in Indian Rupees lakhs, unless otherwise stated)**NOTE 44 :**
EARNING PER SHARE

Basic EPS amounts are calculated by dividing the profit for the year attributable to equity holders of the Group by the weighted average number of equity shares outstanding during the year.

Diluted EPS amounts are calculated by adjusting profit or loss attributable to ordinary equity holders of the entity, and the weighted average number of shares outstanding, for the effects of all dilutive potential ordinary shares.

The following reflects the income and share data used in the basic and diluted EPS computations:

Particulars		Year ended 31 March 2021	Year ended 31 March 2020
Net profit after tax as per Statement of Profit and Loss		31,145	15,063
Less: Non-controlling interest		14,766	5,474
Net profit attributable to the owners of the Company	(A)	16,379	9,589
Weighted average number of equity shares in calculating basic EPS	(B)	97,08,650	97,08,650
Effect of dilution:			
Stock options granted under ESOP		2,51,423	-
Total number of diluted equity shares at the end of the year *	(C)	99,60,073	97,08,650
Adjustment to numerator on account of ESOP issued by subsidiary	(D)	(45)	(9)
Net profit after tax and non-controlling interest for computing diluted EPS	(E) = (A) + (D)	16,333	9,580
Basic earnings per share of face value of ₹ 10 each (in ₹)	(A/B)	168.70	98.77
Diluted earnings per share of face value of ₹ 10 each (in ₹)	(E/C)	163.99	98.68

* There have been no transactions involving equity shares or potential equity shares between the reporting date and the date of authorisation of these Financial Statements.

NOTES TO AND FORMING PART OF THE CONSOLIDATED FINANCIAL STATEMENTS AS AT AND FOR THE YEAR ENDED 31 MARCH 2021
(Amounts in Indian Rupees lakhs, unless otherwise stated)

NOTE 45 :
CONTINGENT LIABILITIES AND CAPITAL COMMITMENTS

(a) CONTINGENT LIABILITIES

Particulars	As at 31 March 2021	As at 31 March 2020
a. Disputed demands		
- Central excise and customs	7	78
- Service tax	305	348
- Sales tax	83	121
- Income tax	2,993	2,946
b. Provident fund matters	186	186
c. Conveyance deed charges in respect of property	22	22
d. Labour matters to the extent quantifiable	44	42
e. Bank guarantee	1,396	1,542

(b) CAPITAL COMMITMENTS

Particulars	As at 31 March 2021	As at 31 March 2020
Estimated amount of contracts remaining to be executed on capital account and not provided for (net of advances)	14,414	5,011
Total	14,414	5,011

NOTE 46 :
BORROWING COST CAPITALISED

Particulars	Year ended 31 March 2021	Year ended 31 March 2020
Capitalised during the year	171	921
Total	171	921

KIRLOSKAR INDUSTRIES LIMITED

A Kirloskar Group Company

NOTES TO AND FORMING PART OF THE CONSOLIDATED FINANCIAL STATEMENTS AS AT AND FOR THE YEAR ENDED 31 MARCH 2021
(Amounts in Indian Rupees lakhs, unless otherwise stated)

NOTE 47 : SEGMENT REPORTING

Segment information based on Consolidated Financial Statements, as required by the Indian Accounting Standard 108 "Operating Segments" as prescribed under Section 133 of Companies Act, 2013, is as follows:

Particulars	Year ended 31 March 2021	Year ended 31 March 2021
Segment revenue		
- Windpower generation	192	353
- Investments (securities and properties)	3,944	6,131
- Real Estate	-	-
- Iron casting	2,04,091	1,86,521
Total	2,08,227	1,93,005
Less: Inter segment revenue	-	-
Net Sales	2,08,227	1,93,005
Segment Results		
Profit (+) / Loss (-) before tax and interest from each segment		
- Windpower generation	(48)	104
- Investments (securities and properties)	2,008	4,547
- Real Estate	(122)	-
- Iron casting	38,846	17,350
Total Profit before interest and tax	40,684	22,001
- Finance cost	(2,676)	(1,860)
- Other unallocable income / (expenditure) net off unallocable income / (expenditure)	(235)	(150)
Total profit before tax	37,773	19,991
- Current tax	9,394	3,364
- Short / (Excess) provision of earlier years	(59)	(568)
- Deferred tax	(2,707)	2,132
Total profit after tax	31,145	15,063
Segment assets		
- Windpower generation	394	477
- Investments (securities and properties)	1,13,803	59,720
- Real Estate	9,265	5,960
- Iron casting	1,93,254	1,61,923
- Other un-allocated assets	2,904	2,890
Total segment assets	3,19,620	2,30,970
Segment liabilities		
- Windpower generation	235	223
- Investments (securities and properties)	1,958	2,134
- Real Estate	400	178
- Iron casting	93,320	89,728
- Other un-allocated liabilities	220	266
Total segment liabilities	96,133	92,529
Capital Employed (Segment assets - Segment liabilities)		
- Windpower generation	159	254
- Investments (securities and properties)	1,11,845	57,586
- Real Estate	8,865	5,782
- Iron casting	99,934	72,195
- Unallocable corporate assets less liabilities	2,684	2,624
Less: Non controlling interest	48,909	35,189
Total capital employed	1,74,578	1,03,252

NOTES TO AND FORMING PART OF THE CONSOLIDATED FINANCIAL STATEMENTS AS AT AND FOR THE YEAR ENDED 31 MARCH 2021
(Amounts in Indian Rupees lakhs, unless otherwise stated)

Particulars	Year ended 31 March 2021	Year ended 31 March 2020
Total cost incurred during the year to acquire segment assets that are expected to be used during more than one period		
- Windpower generation*	-	10
- Investments (securities and properties)	7	240
- Real Estate	637	151
- Iron casting	23,419	31,219
- Unallocable corporate assets	-	39
Total assets acquired	24,063	31,659
Depreciation and amortisation		
- Windpower generation	58	58
- Investments (securities and properties)	175	143
- Real Estate	20	-
- Iron casting	7,598	5,751
- Unallocable corporate depreciation	83	94
Total depreciation and amortisation	7,934	6,046

(* Value less than a Rupee lakh)

Other Disclosures :

- (i) The Group derives its entire income from India, (i.e., the country of domicile) and all assets of the Group are located in India
- (ii) There is no inter-segment revenue during the year (Previous Year : Nil).

NOTE 48 :

PROVISIONS

The disclosure required by Ind AS 37 - Provisions, Contingent Liabilities and Contingent Assets prescribed under Section 133 of the Act read with Rule 7 of the Companies (Accounts) Rules, 2014, is as follows:

Class of Provision	Casting rejections*	Provision for decommissioning and Restoration**
Opening balance as on 1 April 2020	105	192
Provisions for the year	85	16
Amounts used during the year	105	-
Closing balance as on 31 March 2021	85	208

* Nature of obligation: Provision for possible obligation towards outflow of resources on casting rejections
Expected timing of resulting outflow: Substantial costs will be incurred in the next financial year.

** Nature of Obligation: Provision for possible obligation towards outflow related to decommissioning and restoration of windmills.

Expected timing of resulting outflow: Substantial costs will be incurred at the end of useful life of windmills.

NOTES TO AND FORMING PART OF THE CONSOLIDATED FINANCIAL STATEMENTS AS AT AND FOR THE YEAR ENDED 31 MARCH 2021
(Amounts in Indian Rupees lakhs, unless otherwise stated)

NOTE 49 :
RELATED PARTY TRANSACTIONS

List of related parties as per the requirements of Ind AS 24 - Related party disclosures

Related parties, as defined under Indian Accounting Standard (IND AS 24) "Related Party Disclosures" have been identified on the basis of representation made by the Key Management Persons and taken on record by the Board of Directors. Disclosures of transactions with Related Parties are as under:

(a) Name of the related party and nature of related party relationships :

Name of Key Management Personnel	Designation	Transactions with Relatives of Key Management Personnel and relationship
Kirloskar Industries Limited		
Mr. Mahesh Chhabria	Managing Director	None
Ms. Aditi Chirmule	Executive Director	None
Mr. Umesh Shastry	Chief Financial Officer	None
Mrs. Ashwini Mali	Company Secretary	None
Kirloskar Ferrous Industries Limited		
Mr. R.V. Gumaste	Managing Director	None
Mr. R.S. Srivatsan	Chief Financial Officer	None
Mr. Mayuresh Gharpure	Company Secretary	None
Wellness Space Developers Limited		
Mr. Vinesh Kumar Jairath	Managing Director	None

(b) Related party transactions

Nature of transaction	Year	Key Management Personnel
Expenses rendering of services	2020-2021	1,785
	2019-2020	1,406
Dividend paid	2020-2021	15
	2019-2020	19

Outstanding as at 31 March

Payable	2021	809
	2020	547
Receivable	2021	-
	2020	11

NOTES TO AND FORMING PART OF THE CONSOLIDATED FINANCIAL STATEMENTS AS AT AND FOR THE YEAR ENDED 31 MARCH 2021
(Amounts in Indian Rupees lakhs, unless otherwise stated)

Compensation of Key Management Personnel of the Company

Particulars	For the year ended 31 March	
	2021	2020
Short term employee benefits	1,682	1,227
Post employment benefits	53	151
Other long term benefits	29	20
Share based payments	21	8
Total	1,785	1,406

NOTE 50 : BUSINESS COMBINATIONS

Subsidiary acquired

Particulars	Principal activity	Date of acquisition	Proportion of voting equity interest acquired	Amount of Consideration transferred
During 2020-2021 Wellness Space Developers Limited	Real Estate development	19 December 2020	100%	2

Wellness Space Developers Limited was acquired to facilitate the effective management of Real Estate activities of the Company.

NOTE 51: GOODWILL ON CONSOLIDATION

Particulars	Amount
Consideration transferred	2
Less: Fair Value of net assets acquired	1
Goodwill arising on acquisition	1

NOTES TO AND FORMING PART OF THE CONSOLIDATED FINANCIAL STATEMENTS AS AT AND FOR THE YEAR ENDED 31 MARCH 2021
(Amounts in Indian Rupees lakhs, unless otherwise stated)

NOTE 52:
FAIR VALUE MEASUREMENTS

Set out below is a comparison, by class, of the carrying amounts and the fair value of the Group's financial instruments as of 31 March 2021

Particulars	Amortised cost	Financial assets / liabilities at fair value through profit and loss	Financial assets / liabilities at fair value through OCI	Total carrying value	Total fair value
Financial assets					
Cash and cash equivalents	4,481	-	-	4,481	4,481
Bank balances other than above	2,138	-	-	2,138	2,138
Receivables					
(i) Trade receivables	36,075	-	-	36,075	36,075
Investments	-	3,590	1,03,196	1,06,786	1,06,786
Other financial assets	1,213	-	-	1,213	1,213
Total	43,907	3,590	1,03,196	1,50,693	1,50,693
Financial liabilities					
Derivative financial instruments	-	188	-	188	188
Trade payables	36,925	-	-	36,925	36,925
Borrowings (other than debt securities)	29,177	-	-	29,177	29,177
Deposits	1,333	-	-	1,333	1,333
Other financial liabilities	14,775	-	-	14,775	14,775
Total	82,210	188	-	82,398	82,398

NOTES TO AND FORMING PART OF THE CONSOLIDATED FINANCIAL STATEMENTS AS AT AND FOR THE YEAR ENDED 31 MARCH 2021
(Amounts in Indian Rupees lakhs, unless otherwise stated)

Set out below is a comparison, by class, of the carrying amounts and the fair value of the Group's financial instruments as of 31 March 2020

Particulars	Amortised cost	Financial assets / liabilities at fair value through profit and loss	Financial assets / liabilities at fair value through OCI	Total carrying value	Total fair value
Financial assets					
Cash and cash equivalents	3,839	-	-	3,839	3,839
Bank balances other than above	583	-	-	583	583
Derivative financial instruments	-	270	-	270	270
Receivables					
(i) Trade receivables	29,259	-	-	29,259	29,259
Investments	-	5,199	48,890	54,089	54,089
Other financial assets	1,225	-	-	1,225	1,225
Total	34,906	5,469	48,890	89,265	89,265
Financial liabilities					
Derivative financial instruments	-	-	-	-	-
Trade payables	37,559	-	-	37,559	37,559
Borrowings (other than debt securities)	31,124	-	-	31,124	31,124
Deposits	1,206	-	-	1,206	1,206
Other financial liabilities	8,440	-	-	8,440	8,440
Total	78,329	-	-	78,329	78,329

Quantitative disclosure fair value measurement hierarchy for assets:

Particulars	Fair value measurement using		
	Quoted prices in active markets (Level 1)	Significant observable inputs (Level 2)	Significant unobservable inputs (Level 3)
Financial Asset / (Liability) measured at fair value through profit or loss / other comprehensive income			
Date of Valuation			
As at 31 March 2021	1,06,713	(188)	73
As at 31 March 2020	54,089	270	-

NOTES TO AND FORMING PART OF THE CONSOLIDATED FINANCIAL STATEMENTS AS AT AND FOR THE YEAR ENDED 31 MARCH 2021
(Amounts in Indian Rupees lakhs, unless otherwise stated)**The following methods and assumptions were used to estimate the fair values / amortised cost as applicable:**

- (i) The fair values of equity instruments and mutual funds are measured using Level 1 hierarchy and derivative assets / (liabilities) on account of forward exchange contract are measured using Level 2 hierarchy. There have been no transfers among Level 1, Level 2 and Level 3 during the year.
- (ii) The management assessed that the fair value of cash and cash equivalents, other bank balances, trade receivables, trade payables, deposits, loans and other financial assets and other financial liabilities approximate their carrying amounts.
- (iii) The fair value of the quoted equity shares and mutual fund are based on the price quotations at reporting date.
- (iv) The fair value of unquoted instruments - The Group has carried out fair valuation of its investments in equity share of unquoted instruments based on discounted cash flow method under income approach based on valuation carried out by an independent valuer. The fair value of unquoted instruments are measured using level 3 hierarchy.
- (v) Derivative financial assets / (liabilities) are valued based on inputs that are directly or indirectly observable in the market.
- (vi) The fair value of the financial assets and liabilities is included at the amount at which the instrument could be exchanged in a current transaction between willing parties, other than in a forced or liquidation sale.
- (vii) The fair value of other financial liabilities as well as other financial assets is estimated by discounting future cash flows using rates currently available for debt on similar terms, credit risk and remaining maturities.

**NOTE 53 :
FINANCIAL RISK MANAGEMENT**

The Group's activities exposes it to market risk, liquidity risk and credit risk. This note explains the sources of risk which the entity is exposed to and how the Group manages the risk.

The Group has in place a mechanism to identify, assess, monitor and mitigate various risks to key business objectives. Major risks identified are systematically addressed through risk mitigation actions on a continuing basis.

In order to minimise any adverse effects on the financial performance of the Group, derivative financial instruments such as forward foreign exchange contract are entered to hedge the foreign currency risk exposures. Derivatives are used exclusively for hedging purposes and not as a trading or speculative purposes.

(A) Market risk

Market risk is the risk of any loss in future earnings, in realisable fair values or in future cash flows that may result from a change in the price of a financial instrument. The value of a financial instrument may change as a result of changes in the interest rates, foreign currency exchange rates, equity price fluctuations, liquidity and other market changes. Future specific market movements cannot be normally predicted with reasonable accuracy.

NOTES TO AND FORMING PART OF THE CONSOLIDATED FINANCIAL STATEMENTS AS AT AND FOR THE YEAR ENDED 31 MARCH 2021
(Amounts in Indian Rupees lakhs, unless otherwise stated)

Equity price risk

Equity price risk is related to the change in market reference price of the investments in equity securities. The fair value of the Group's investments measured at fair value through other comprehensive income and fair value through profit and loss exposes the Group to equity price risks. These investments are subject to changes in the market price of securities.

The fair value of Group's investment as at 31 March 2021 in quoted / unquoted equity securities was ₹ 1,03,196 lakhs and mutual funds was ₹ 3,590 lakhs (Previous Year : ₹ 48,890 lakhs quoted equity shares and ₹ 5,199 lakhs in mutual funds). The impact of change in equity price risk is as under:

	31 March 2021		31 March 2020	
	Increase by 10%	Decrease by 10%	Increase by 10%	Decrease by 10%
Impact on Statement of Profit and Loss				
Mutual funds	359	(359)	520	(520)
Impact on Statement of Comprehensive Income				
Equity shares	10,320	(10,320)	4,882	(4,882)

(B) Credit risk

The Group is exposed to credit risk from its operating activities (primarily trade receivables).

I. Trade receivables

Credit risk is the risk that one party to the financial instrument will cause financial loss for the other party by failing to discharge an obligation. To manage this, the Group periodically assesses the financial reliability of customers, taking into account the financial condition, current economic trends, analysis of historical bad debts, ageing of accounts receivable and forward looking information. Individual credit limits are set accordingly. The credit period offered to customers is 30 days from the date of invoice.

**Ageing analysis of trade receivables / Unbilled Contract assets
For Kirloskar Industries Limited**

Unbilled receivables and trade receivables	As at 31 March 2021	As at 31 March 2020
Not yet due to due upto 1 year	28	44
Overdue 1 year to 2 years	-	-
Overdue 2 year to 3 years	-	-
Overdue 3 year to 4 years	-	39
	28	83
Provision for Expected Credit Loss	-	39
Net amount	28	44

NOTES TO AND FORMING PART OF THE CONSOLIDATED FINANCIAL STATEMENTS AS AT AND FOR THE YEAR ENDED 31 MARCH 2021
(Amounts in Indian Rupees lakhs, unless otherwise stated)**For Kirloskar Ferrous Industries Limited**

Trade receivables	As at 31 March 2021	As at 31 March 2020
Not yet due to due upto 1 year	35,969	28,804
Overdue 1 year to 3 years	92	455
Three years and above	11	-
Net amount	36,072	29,259

Movement of provision for Expected Credit Loss:

Trade receivables	As at 31 March 2021	As at 31 March 2020
Opening provision for Expected Credit Loss	300	311
Amount written back	(39)	(11)
Provided during the year*	274	-
Closing provision for Expected Credit Loss	535	300

(* Value less than a Rupee lakh for Previous Year)

Credit risk on cash and cash equivalents and other bank balances is limited as the Group generally invests in banks and liquid mutual funds with high credit ratings.

(C) Liquidity risk

Prudent liquidity risk management implies maintaining sufficient cash and marketable securities and the availability of funding through an adequate amount of committed credit facilities to meet obligations when due and to close out market positions. The flexibility in funding requirements is met by ensuring by availability of adequate inflows. The Group maintains adequate sources of financing including overdraft, debt from domestic and international banks at optimised cost. The Group has access to banks, capital and money market across debt, equity and hybrids.

The table below summarises the maturity profile of the Group's financial liabilities based on contractual undiscounted payments:

Particulars	On demand	Upto 1 year	More than 1 year upto 3 years	More than 3 years
Trade payables	-	36,925	-	-
Borrowings (other than debt securities)	-	16,294	12,097	786
Deposits	5	1,372	8	-
Other financial liabilities	80	14,608	-	-
As at 31 March 2021	85	69,199	12,105	786
Trade payables	-	37,559	-	-
Borrowings (other than debt securities)	-	15,351	11,053	4,720
Deposits	7	57	1,313	-
Other financial liabilities	91	8,240	-	-
As at 31 March 2020	98	61,207	12,366	4,720

NOTES TO AND FORMING PART OF THE CONSOLIDATED FINANCIAL STATEMENTS AS AT AND FOR THE YEAR ENDED 31 MARCH 2021
(Amounts in Indian Rupees lakhs, unless otherwise stated)

a. Interest rate risk

Interest rate risk is the risk that the fair value or future cash flows of a financial instrument will fluctuate because of changes in market interest rates. At the reporting date the interest rate profile of the Group's interest bearing financial instruments are follows:

Particulars	31 March 2021	31 March 2020
Fixed rate borrowings		
Term loan from banks	18,524	15,824
Variable rate borrowings		
Term loan from banks	2,153	7,000
Loans repayable on demand	8,500	8,300
Total variable rate borrowings	10,653	15,300

Impact on profit before tax and pre-tax equity

Increase by 50 basis points	(53)	(77)
Decrease by 50 basis points	53	77

b. Foreign currency risk

Foreign currency risk is the risk that fair value or future cash flows of a financial instrument will fluctuate because of changes in foreign exchange rate. Group transacts business in its functional currency, i.e., Indian rupee and in different foreign currencies. The Group's exposure to the risk of changes in foreign exchange rates relates primarily to the Group's operating activities, where revenue or expense is denominated in a foreign currency. The Group manages its foreign currency risk by hedging foreign currency payables using foreign currency forward contracts. The Group negotiates the terms of those foreign currency forward contracts to match the terms of the hedged exposure.

Details of foreign currency exposures that are hedged by derivative instruments or otherwise:

(Currency in lakhs)

Particulars	Currency	Amount in foreign currency	Equivalent Indian currency	Maturity Profile
Payables				
As at 31 March 2021	USD	224	16,690	Within 6 Months
As at 31 March 2020	USD	146	10,856	Within 6 Months

NOTES TO AND FORMING PART OF THE CONSOLIDATED FINANCIAL STATEMENTS AS AT AND FOR THE YEAR ENDED 31 MARCH 2021
(Amounts in Indian Rupees lakhs, unless otherwise stated)

Details of foreign currency exposures that are not hedged by derivative instruments or otherwise:
(Currency in lakhs)

Particulars	Currency	Amount in foreign currency	Amount equivalent Indian currency
Payables			
As at 31 March 2021	USD	80	5,827
	EURO	1	65
	YEN	1,118	776
As at 31 March 2020	USD	108	8,165
	EURO	-	1

Foreign currency sensitivity on un hedged exposure :

Financial Year	Foreign currency	Change in foreign currency rates	Effect on profit before tax (₹ in lakhs)	Effect on pre-tax equity (₹ in lakhs)
For 31 March 2021	USD	+5%	(291)	(291)
		-5%	291	291
	EURO	+5%	(3)	(3)
		-5%	3	3
	YEN	+5%	(39)	(39)
		-5%	39	39
For 31 March 2020	USD	+5%	(408)	(408)
		-5%	408	408

NOTES TO AND FORMING PART OF THE CONSOLIDATED FINANCIAL STATEMENTS AS AT AND FOR THE YEAR ENDED 31 MARCH 2021
(Amounts in Indian Rupees lakhs, unless otherwise stated)

c. Commodity price risk

Commodity price risk is a financial risk on the Group's financial performance which is affected by the fluctuating prices on account of global and regional supply / demand. Fluctuations in the prices of commodities mainly depend on market conditions.

The Group is subject to fluctuations in prices for the purchase of metallurgical coke, coking coal and iron ore which are the major input materials for production of pig iron. The Group procures the above referred materials at prevailing market prices.

Total exposure of the Group to commodities in INR:

Commodity	Unit of Measurement	Purchases		Trade Payables as on	
		2020-2021	2019-2020	31 March 2021	31 March 2020
Coke	MT	47,007	2,99,591	-	-
	₹ Lakhs	8,471	66,958	113	20,479
Coal	MT	4,22,853	55,457	-	-
	₹ Lakhs	44,031	6,657	21,744	6,456
Iron Ore	MT	6,46,106	6,49,186	-	-
	₹ Lakhs	28,285	22,845	1,062	574

Commodity	Unit of Measurement	Sales		Trade Receivables as on	
		2020-2021	2019-2020	31 March 2021	31 March 2020
Pig Iron	MT	3,13,690	3,58,146	-	-
	₹ Lakhs	1,06,732	1,07,000	14,427	11,611

The Group has an elaborate control procedure for finalising the prices of commodities through approval process from designated officials. Every month the price trend of the materials, demand and supply position and market intelligence report are reviewed and strategy is adopted before finalising the next consignment / quantities for subsequent months.

NOTES TO AND FORMING PART OF THE CONSOLIDATED FINANCIAL STATEMENTS AS AT AND FOR THE YEAR ENDED 31 MARCH 2021
(Amounts in Indian Rupees lakhs, unless otherwise stated)

Commodity price sensitivity on consumption or sales during the year

Financial Year	Commodity	Change in commodity prices	Effect on profit before tax (₹ in lakhs)	Effect on pre-tax equity (₹ in lakhs)	
For 31 March 2021	Coke	+5%	(424)	(424)	
		-5%	424	424	
	Iron Ore	+5%	(1,414)	(1,414)	
		-5%	1,414	1,414	
	Pig Iron	+5%	5,337	5,337	
		-5%	(5,337)	(5,337)	
	Coal	+5%	2,202	2,202	
		-5%	(2,202)	(2,202)	
	For 31 March 2020	Coke	+5%	(3,348)	(3,348)
			-5%	3,348	3,348
		Iron Ore	+5%	(1,142)	(1,142)
			-5%	1,142	1,142
Pig Iron		+5%	5,350	5,350	
		-5%	(5,350)	(5,350)	

**NOTE 54 :
CAPITAL MANAGEMENT**

The Group's objectives when managing capital are to

- safeguard their ability to continue as a going concern, so that they can continue to provide returns for shareholders and benefits for other stakeholders, and
- maintain an optimal capital structure to reduce the cost of capital.
In order to maintain or adjust the capital structure, the Group may adjust the amount of dividends paid to shareholders, return capital to shareholders, issue new shares etc.

No changes were made in the objectives, policies or processes for managing capital during the years and Previous Year.

NOTES TO AND FORMING PART OF THE CONSOLIDATED FINANCIAL STATEMENTS AS AT AND FOR THE YEAR ENDED 31 MARCH 2021
(Amounts in Indian Rupees lakhs, unless otherwise stated)

NOTE 55 :
STATEMENT OF NET ASSETS, PROFIT AND LOSS AND OTHER COMPREHENSIVE INCOME
ATTRIBUTABLE TO OWNERS AND NON CONTROLLING INTEREST AS ON 31 MARCH 20201

Name of the Entity	Net Assets, i.e. total assets minus total liabilities		Share in profits or loss		Share in Other Comprehensive Income		Share in total Comprehensive Income	
	As % of Consolidated net assets	Amount	As % of Consolidated profit / loss	Amount	As % of Consolidated profit / loss	Amount	As % of Consolidated profit / loss	Amount
Parent - Kirloskar Industries Limited	55.40%	1,23,807	3.29%	1,025	100.16%	54,217	64.78%	55,242
Indian subsidiary - Wellness Space Developers Limited	-0.11%	(257)	-0.26%	(83)	-0.01%	(4)	-0.10%	(87)
Indian subsidiary - Kirloskar Ferrous Industries Limited	22.83%	51,028	49.56%	15,437	-0.08%	(42)	18.05%	15,395
Non controlling interest	21.88%	48,909	47.41%	14,766	-0.07%	(40)	17.27%	14,726
Total	100%	2,23,487	100%	31,144	100%	54,131	100%	85,276

NOTE 56 :

Previous year's figures have been regrouped wherever considered necessary to make them comparable with those of the current year.

As per our attached report of even date

For and on behalf of the Board of Directors

For G. D. Apte & Co.
Chartered Accountants
Firm Registration Number: 100515W

Mahesh Chhabria
Managing Director
DIN 00166049

Aditi Chirmule
Executive Director
DIN 01138984

Umesh S. Abhyankar
Partner
Membership Number: 113053
Pune: 15 May 2021

Ashwini Mali
Company Secretary
ACS 19944

Umesh Shastry
Chief Financial Officer
ACA 043136
Pune: 15 May 2021

THIS PAGE IS INTENTIONALLY LEFT BLANK



Enriching Lives

KIRLOSKAR INDUSTRIES LIMITED

A Kirloskar Group Company

Regd. Office: Office No. 801, 8th Floor, Cello Platina,
Fergusson College Road, Shivaji Nagar, Pune - 411 005, INDIA.

Tel.: 020 - 2970 4374 Fax: 020 - 2970 4374

Email: investorrelations@kirloskar.com Website: www.kil.net.in

CIN : L70100PN1978PLC088972

“Mark bearing word ‘Kirloskar’ in any form as a suffix or prefix is owned by Kirloskar Proprietary Limited and Kirloskar Industries Limited is the Permitted User”